

# MARTOC REPORT



marta 

Fiscal Year **2017**

August 31, 2017

The Honorable Tom Taylor  
Chair, Metropolitan Atlanta Rapid Transit Overview Committee  
614-A Coverdell Legislative Office Building  
Atlanta, GA 30334

Dear Chairman Taylor:

MARTA is pleased to present our annual Report to the Metropolitan Atlanta Rapid Transit Overview Committee (MARTOC), prepared in accordance with the requirements established by Section 14A and 17G of the MARTA Act. This report contains information pertaining to the 2017 Fiscal Year, which covers the period from July 1, 2016 to June 30, 2017.

MARTA maintained its positive track in FY 2017, completing a 5<sup>th</sup> consecutive year with a balanced budget while adding to our reserve fund. In addition, the City of Atlanta passed a referendum authorizing a half-penny increase in the MARTA sales and use tax collected within the city limits. The measure passed with more than 70% of the vote. This new revenue will be used for the purpose of significantly expanding and enhancing MARTA transit service in Atlanta.

MARTA once again enjoyed positive momentum during the 2017 Session of the Georgia General Assembly. MARTA also made further inroads with legislators at all levels across the state to increase support for public transit. Of primary achievement, MARTA was able to refine its process for reviewing proposals for concessions throughout our system via H.B. 506. This bill converted what had long been an invitation to bid (IFB) process to a Request for Proposal (RFP) process, thereby giving the Authority the ability to consider criteria beyond only the highest revenue projections from interested parties. We expect this change to contribute significantly to the expansion of future concession services MARTA offers to our patrons across the entire system.

In addition to our success with H.B. 506, we also played a significant role in what eventually became H.R. 848, the Commission on Transit Funding & Governance. This Commission, charged with making recommendations for transit's future across the state by December 31, 2018, features several high profile legislators and stakeholders. MARTA is represented in an ex-officio capacity via General Manager Keith Parker, while MARTA's Senior Director of External Affairs, Rhonda Briggins, will sit on the Commission as a voting member in her role as President of the Georgia Transit Association (GTA). Other legislative items of interest impacting MARTA included H.B. 265 (exempts Woodruff Arts Center ticket sales from MARTA taxing) and S.R. 228 (future passenger rail line protections for CSX corridors throughout the state).

MARTA also enjoyed much good will for the role it played in alleviating commuter woes and providing mobility during the I-85 collapse crisis that, coincidentally, occurred about 2 hours after H.R. 848 was passed in the House on the final day of the 2017 Session of the Georgia General Assembly. In deploying additional service, extending hours, and working with key stakeholders in transit, government and the private sector, MARTA was able to contribute significantly to easing the travel frustrations experienced by millions across the metro region. The Authority was featured by USDOT Secretary Elaine Chao and Governor Deal at the May press conference


announcing the reopening of the I-85 highway. We look forward to having MARTA continue playing a critical role for the solutions needed for a growing Atlanta metro region. We foresee a future push toward additional local funding as well as working with state lawmakers on long-term, state-sponsored investments in transit.

The recently adopted MARTA FY2018 budget, as with last year's, contains no fare increases for our customers and continues increased service levels on both bus and rail. The MARTA Transformation Initiative (MTI), our comprehensive plan to explore cost savings and/or improvements in 12 functional areas, continues to advance.

As required by the MARTA Act, verified copies of this report will be filed with MARTOC, the presiding officers of the State Senate and State House of Representatives, and the State Auditor, as well as the governing authorities of each county and the largest municipality in the area served by MARTA. It will be properly advertised, will be available at MARTA's principal office for public inspection, and will be posted on the Authority's website.

As Chair of the Board and General Manager/Chief Executive Officer of MARTA, we verify the contents of this report to be as accurate and complete as reasonably possible and in compliance with our understanding of the requirements of the above mentioned legislation. We have made every attempt to provide comprehensive information within this document. Should any additional information or clarification be required, please do not hesitate to contact us at 404-848-5313.

Sincerely,



Robert L. Ashe, III  
Chair, Board of Directors




Keith T. Parker  
General Manager/CEO

cc: Members, Metropolitan Atlanta Rapid Transit Overview Committee  
Governor, State of Georgia  
Lieutenant Governor, State of Georgia  
Speaker, Georgia House of Representatives  
Auditor, State of Georgia  
Mayor, City of Atlanta  
Members, Atlanta City Council  
Chair, Clayton County Board of Commissioners  
Members, Clayton County Board of Commissioners  
CEO, DeKalb County  
Members, DeKalb County Board of Commissioners  
Chair, Fulton County Board of Commissioners  
Members, Fulton County Board of Commissioners

**REPORT VERIFICATION**


Personally appeared before me, the undersigned authority duly authorized to administer oaths, MR. ROBERT L. ASHE, III, Chair, Board of Directors of the Metropolitan Atlanta Rapid Transit Authority, and KEITH T. PARKER, General Manager/Chief Executive Officer, each of whom on oath individually deposes and says that the information set forth in the foregoing attached statement submitted pursuant to the requirements of Section 14A and 17G of the MARTA Act, as amended, is true and correct to the best of their knowledge and belief.

As to **MR. ROBERT L. ASHE, III:**



Mr. Robert L. Ashe, III  
Chair, Board of Directors  
Metropolitan Atlanta Rapid Transit Authority

Sworn to and subscribed before me this  
25<sup>TH</sup> day of August, 2017.

  
Notary Public

As to **KEITH T. PARKER:**



Keith T. Parker  
General Manager/CEO  
Metropolitan Atlanta Rapid Transit Authority

Sworn to and subscribed before me this  
25<sup>TH</sup> day of August, 2017.

  
Notary Public

Tyrene L Huff  
NOTARY PUBLIC  
Fulton County, GEORGIA  
My Commission Expires  
September 18, 2018

# **METROPOLITAN ATLANTA RAPID TRANSIT AUTHORITY**

## **FINANCIAL STATEMENTS**

### **OPERATING AND CAPITAL CONSOLIDATED FINANCIAL STATEMENT**

This report reflects a consolidated summary of the Statement of Operating Revenues and Expenses and the Statement of Capital Sources and Expenditures. This report is unaudited. Please see the following page for details on the referenced statements.

#### **STATEMENT OF OPERATING REVENUES AND EXPENSES**

This report includes all revenue and expenses that are considered operating items per the MARTA ACT. This report does not include any year-end reclassifications or adjustments that are routine to any year-end close-out. In addition, this report does not include any possible recommended adjustments from the external auditors; it is unaudited. This report is not meant to serve as MARTA's official financial statements. MARTA financial statements are prepared in accordance to Generally Accepted Accounting Principles. The referenced financial statements will be audited by and independent accounting firm and will be available in hard copy by December 2017.

#### **STATEMENT OF CAPITAL SOURCES AND EXPENDITURES**

This report reflects all sources of funds available to cover capital expenditures for fiscal year 2017. It also details all capital expenditures, bond debt and related bond costs covered under the sources of funds. This report does not include any year-end reclassifications or adjustments that are routine to any year-end close-out. In addition, this report does not include any possible recommended adjustments from the external auditors; it is unaudited. This report is not meant to serve as MARTA's official financial statements. MARTA financial statements are prepared in accordance to Generally Accepted Accounting Principles. The referenced financial statements will be audited by and independent accounting firm and will be available in hard copy by December 2017.

**Metropolitan Atlanta Rapid Transit Authority**  
**Operating and Capital Consolidated Financial Statement**  
**June 30, 2017**  
**(Unaudited)**

Operating Revenue	\$ 457,788,000
Capital Funding	466,140,000
<b>Total Operating Revenue and Capital Funding</b>	<b><u>\$ 923,928,000</u></b>
Operating Expenses	\$ 451,220,000
Capital Expenditures	292,541,000
<b>Total Operating Expenses and Capital Expenditures</b>	<b><u>\$ 743,761,000</u></b>

**Metropolitan Atlanta Rapid Transit Authority**  
**Statement of Operating Revenues and Expenses**  
**June 30, 2017**  
**(Unaudited)**

**Revenues:**

Operating Sales Tax	\$ 203,210,000
Passenger Revenue	134,949,000
Ad Valorem Tax	30,407,000
Station Parking	2,965,000
Lease Income	9,303,000
Federal Assistance	69,000,000
Other Operating Revenue	7,954,000

**Total Operating Revenues**

\$ 457,788,000

**Expenses:**

Salaries	\$ 251,756,000
Benefits	123,049,000
Contractual Services	65,196,000
Materials & Supplies	39,298,000
Other Operating Expenses	13,709,000
Casualty & Liability	10,515,000
Other Non-Operating/ Misc	5,485,000
Inventory Adjustments	247,000
Expense Allocated to Capital Projects	(58,035,000)

**Total Operating Expenses**

\$ 451,220,000

**Metropolitan Atlanta Rapid Transit Authority**  
**Statement of Capital Sources and Expenditures**  
**June 30, 2017**  
**(Unaudited)**

**Capital Sources:**

FY17 Beginning Capital Balance	\$ 143,559,000
Sales Tax	202,046,000
Financing Baseline Program	100,000,000
Investment & Other Income	843,000
Federal Capital Assistance	19,692,000
State Capital Grants	-

**Total Capital Sources**

\$ 466,140,000

**Capital Expenditures:**

Capital Programs	
Vehicles	\$ 20,339,000
Facilities & Stations	18,312,000
Maintenance of Way	5,569,000
Systems	91,439,000
Non-Asset	25,262,000

**Total Capital Programs**

\$ 160,921,000

Bond Debt and Other Bond Costs

\$ 131,620,000

**Total Expenditures**

\$ 292,541,000



# **METROPOLITAN ATLANTA RAPID TRANSIT AUTHORITY**

## **INCREASES OF EXISTING BOARD APPROVED CONTRACTS**

There were two increases of existing contracts during the 2017 Fiscal Year.

**METROPOLITAN ATLANTA RAPID TRANSIT AUTHORITY  
INCREASES OF EXISTING BOARD APPROVED CONTRACTS  
(JULY 1, 2016 THROUGH JUNE 30, 2017)**

<b>Payee</b>	<b>Purpose</b>	<b>Previous Value</b>	<b>Adjustment Amount</b>	<b>New Value</b>
Oracle America, Inc.	Oracle Database, ERP and ID Management Licenses	\$3,986,876	\$1,316,623	\$5,303,499
Cintas Corporation	Authority-Wide Uniforms	\$4,858,750	\$450,000	\$5,308,750

**METROPOLITAN ATLANTA RAPID  
TRANSIT AUTHORITY  
PAYMENTS AND CONTRACTS \$20,000 OR  
MORE**

This report lists all entities receiving more than \$20,000 during the fiscal year and the total amounts paid to them during the year, with some exclusions. Entities receiving funds withheld from employees' salaries, such as pension trustees, the transit union and those entities receiving tax withholdings are excluded.

This report also lists all contracts greater than \$20,000 entered into by MARTA for the procurement of equipment, supplies or construction as well as professional services and consultant contracts.

METROPOLITAN ATLANTA RAPID TRANSIT AUTHORITY  
 PAYMENTS AND CONTRACTS \$20,000 OR MORE  
 (FOR THE PERIOD OF JULY 1, 2016 THROUGH JUNE 30, 2017)

Name	Purpose	CONTRACT #	AWARD DATE	TERM	AWARD AMOUNT	PAYMENTS MADE VIA SMALL PURCHASES, PO OR OTHER	TOTAL CONTRACT VALUE PAID TO DATE	TOTAL PAID IN FY 17
2M DESIGN CONSULTANTS, INC.	HAND SOAP, ANTIBACTERIAL FOAMING SUPPLIES					\$ 25,813.08		\$ 25,813.08
5 STAR ENTERPRISES, INC.	BUS MAINTENANCE	B37791	1/27/2017	2 Years w (1) 1 Year Option	\$ 457,500.00		\$ 61,313.00	\$ 53,201.70
A & A SAFE, LOCK & DOOR CO.	REPAIR ENTRANCE DOORS AT NUMEROUS LOCATIONS					\$ 25,580.65		\$ 25,580.65
A & D PAINTING, INC	MARTA MEDICAL CENTER STATION - FACILITY PAINTING WITH INDUSTRIAL ENAMEL GRADE PAINT					\$ 47,082.00		\$ 47,082.00
A CUSTOMER'S POINT OF VIEW, INC.	MARTA'S MYSTERY CUSTOMER PROGRAM					\$ 91,875.00		\$ 91,875.00
AA ELECTRIC, INC.	ELECTRICAL PARTS & SUPPLIES					\$ 208,425.93		\$ 208,425.93
AA WILLIAMS CONSTRUCTION COMPANY	CONSTRUCTION & REPAIR SERVICES					\$ 42,312.25		\$ 42,312.25
AAA COMMERCIAL GLASS, LLC	GLASS REPLACEMENT & REPAIR					\$ 70,770.38		\$ 70,770.38
A-ACTION JANITORIAL SERVICE, INC.	FACILITY-WIDE JANITORIAL SERVICES	B37014	8/12/2016	2 Years w (3) 1 Year Options	\$ 2,173,328.50		\$ 357,249.87	\$ 321,345.67
ABC LASERJET, INC	TONER CARTRIDGES					\$ 24,005.25		\$ 24,005.25
ABEDIAN AGIC & ALMA AGIC & ATTYS	LEGAL SETTLEMENT					\$ 190,000.00		\$ 190,000.00
ABOVE ALL TREE SERVICE, INC	TREE REMOVAL - AVONDALE					\$ 22,450.00		\$ 22,450.00
AC & DC POWER TECHNOLOGIES	UNINTERRUPTED POWER SUPPLY EQUIPMENT, REPAIRS, MAINTENANCE					\$ 523,138.32		\$ 523,138.32
ACCESS SECURITY PARKING INTEGRATED SOLUTIONS, LLC	MAINTENANCE OF PARKING CONTROL EQUIPMENT	Q35905	10/29/2015	1 Year and 1 Month	\$ 105,752.00		\$ 101,794.40	\$ 39,418.00
ACCESS SECURITY PARKING INTEGRATED SOLUTIONS, LLC	MAINTENANCE OF PARKING CONTROL EQUIPMENT	Q38485	12/1/2016	1 Year	\$ 99,700.00		\$ 33,882.00	\$ 33,882.00
ACTION TIRE CO.	NON-REVENUE REPLACEMENT TIRES					\$ 93,473.66		\$ 93,473.66
ADCAP NETWORK SYSTEMS	CISCO MASTER AGRMT. FOR SOFTWARE, HARDWARE, AND LIC. MAINTENANCE UTILIZING STATE CONTRACT	P36322	12/1/2015	3 Years w (2) 1 Year Options	\$ 3,000,000.00		\$ 1,105,202.35	\$ 591,761.94
ADMAN PROMOTIONS, INC.	PROMOTIONAL ITEMS					\$ 35,015.35		\$ 35,015.35
ADVANCED DISPOSAL SERVICES	REFUSE REMOVAL SERVICES	B22176	3/14/2017	3 Years w (2) 1 Year Options	\$ 995,884.00		\$ 993,034.03	\$ 145,240.15
ADVANCED DISPOSAL SERVICES	PROCUREMENT OF REFUSE REMOVAL SERVICES	B38146	3/14/2017	3 Years w (2) 1 Year Options	\$ 1,313,036.80		\$ 28,572.00	\$ 28,572.00
ALLIANCE BUS GROUP, INC.	PURCHASE OF THIRTY FOOT (30') DIESEL BUSES	P38867	4/13/2017	2 Years	\$ 3,900,000.00		\$ 3,713,460.00	\$ 3,713,460.00
ALLIANCE BUS GROUP, INC.	PARATRANSIT LIFT VANS - BUS PARTS/REPLACEMENT PARTS					\$ 715.46		\$ 715.46
ALLIED ELECTRONICS	RAIL CAR REPAIR PARTS					\$ 66,675.96		\$ 66,675.96
ALL-LIFT OF GEORGIA, INC.	FORK LIFT REPAIR/MAINTENANCE					\$ 27,900.40		\$ 27,900.40
ALSTOM SIGNALING, INC.	TRAIN CONTROL AND SCADA SYSTEM UPGRADE	P15120	12/6/2010	5 Years w (2) 5 Year Options	\$ 156,891,001.61		\$ 68,461,409.88	\$ 7,664,762.40
ALSTOM SIGNALING, INC.	ALSTOM SWITCH MACHINE					\$ 52,332.00		\$ 52,332.00
ALSTOM TRANSPORTATION	RAIL CAR REPAIR PARTS					\$ 55,093.85		\$ 55,093.85
AMERICAN CARWASH	EXTERIOR CLEANER FOR BUSES AND RAIL CARS					\$ 112,107.32		\$ 112,107.32
AMERICAN MANAGEMENT ASSOCIATION	MANAGEMENT CLASSES & SEMINARS					\$ 21,491.00		\$ 21,491.00
AMERICAN PUBLIC TRANSPORTATION	MEMBERSHIP, LEARNING CENTER & CLASSIFIED ADVERTISING					\$ 81,204.50		\$ 81,204.50
AMERICAN SEATING, CO	SEATING REPLACEMENT AND REPAIR PARTS					\$ 47,410.00		\$ 47,410.00

METROPOLITAN ATLANTA RAPID TRANSIT AUTHORITY  
 PAYMENTS AND CONTRACTS \$20,000 OR MORE  
 (FOR THE PERIOD OF JULY 1, 2016 THROUGH JUNE 30, 2017)

Name	Purpose	CONTRACT #	AWARD DATE	TERM	AWARD AMOUNT	PAYMENTS MADE VIA SMALL PURCHASES, PO OR OTHER	TOTAL CONTRACT VALUE PAID TO DATE	TOTAL PAID IN FY 17
AMERICAN TOWERS, INC.	TOWER SPACE RENTAL FOR COMMUNICATIONS SYSTEM					\$ 103,374.96		\$ 103,374.96
ANALYSTS, INC.	OIL & FUEL ANALYSIS SERVICES					\$ 30,871.00		\$ 30,871.00
ANDERSON SAFETY, INC.	PAPER PRODUCTS, PLASTIC PRODUCTS AND VARIOUS OTHER SUPPLIES					\$ 358,020.67		\$ 358,020.67
ANIXTER, INC.	FLUKE FIBER TESTING EQUIPMENT FOR TECHNOLOGY INFRASTRUCTURE AND PRODUCTION					\$ 45,050.95		\$ 45,050.95
ANSALDO STS USA, INC.	SWITCHING AND SIGNALING PARTS					\$ 56,890.24		\$ 56,890.24
APOLLO VIDEO TECHNOLOGY	VEHICLE SECURITY CAMERA SYSTEM	P23113	3/5/2012	3/5/2012	\$ 16,892,944.49		\$ 15,694,961.24	\$ 652,156.60
APOLLO VIDEO TECHNOLOGY	CAMERA INSTALLATION EQUIPMENT FOR NEW BUSES					\$ 9,213.26		\$ 9,213.26
AQUA TERRA RECYCLING & TREATMENT, LLC	WASTE WATER REMOVAL					\$ 153,361.47		\$ 153,361.47
ARCHER WESTERN CONSTRUCTION, LLC	DESIGN-BUILD BRADY MOBILITY FACILITY	P22221	8/6/2012	36 Months	\$ 40,116,369.00		\$ 39,592,723.50	\$ 1,623,569.79
ARCHER WESTERN CONSTRUCTION, LLC	TUNNEL VENTILATION SYSTEM REHABILITATION AND RENEWAL	P28659	6/15/2015	6 Years	\$ 165,000,000.00		\$ 19,260,099.46	\$ 9,928,251.83
ARGO RE LTD	EXCESS LIABILITY, PROPERTY & CASUALTY INSURANCE COVERAGE					\$ 362,005.75		\$ 362,005.75
ARI PHOENIX, INC.	DISC BRAKE LATHES	Q37735	9/21/2016	120 Days	\$ 102,269.58		\$ 102,269.58	\$ 102,269.58
ARINC, INC.	RENEWAL OF SOFTWARE SUPPORT					\$ 97,240.00		\$ 97,240.00
ARS MECHANICAL, LLC	HVAC SERVICES FOR MARTA HEADQUARTERS COMPLEX	B22366	10/17/2011	2 Years w (3) 1 Year Options	\$ 1,303,895.00		\$ 1,200,266.67	\$ 135,066.32
ARS MECHANICAL, LLC	HVAC SERVICES FOR MARTA HEADQUARTERS COMPLEX					\$ 153,781.97		\$ 153,781.97
ASCENTRA, INC.	THREAT AND VULNERABILITY ASSESSMENT	P35742	5/28/2015	3 Years and 6 Months	\$ 4,184,613.00		\$ 1,989,703.38	\$ 1,355,234.00
ASK REPLY, INC.	B2GNOW MAINTENANCE RENEWAL					\$ 88,375.00		\$ 88,375.00
ASK-INNTAG, LLC	MARTA'S CONTACTLESS SMART CARD FARE MEDIA (EXTENDED USE)	B32538	7/23/2015	2 Years w (3) 1 Years Options	\$ 6,033,000.00		\$ 3,223,380.00	\$ 1,162,500.00
ASSOCIATED FUEL SYSTEMS, INC.	FUEL DELIVERY SYSTEMS MAINTENANCE					\$ 32,954.48		\$ 32,954.48
ASSOCIATED INDUSTRIAL BRUSH	BUS CLEANING SUPPLIES					\$ 27,505.80		\$ 27,505.80
AT&T	VOICE AND DATA TELECOMMUNICATION SERVICES	B23964	3/2/2012	2 Years w (2) 1 Year Options	\$ 6,853,080.00		\$ 6,131,237.45	\$ 1,104,696.99
AT&T MOBILITY	AUTHORITY-WIDE WIRELESS COMMUNICATION DEVICES	P35443	5/28/2015	2 Years	\$ 101,628.40		\$ 91,422.28	\$ 76,482.73
ATHENS PAPER	PRINTING PAPER FOR AUTHORITY-WIDE USE	B36363	6/5/2016	2 Years	\$ 164,294.00		\$ 62,929.53	\$ 62,929.53
ATLANTA COMMUNICATIONS COMPANY	PORTABLE RADIO'S AND PORTABLE RADIO MAINTENANCE					\$ 53,395.94		\$ 53,395.94
ATLANTA GEAR & AXLE COMPANY	REPAIR/REBUILDING OF BUS GEAR BOXES					\$ 20,923.50		\$ 20,923.50
ATLANTA JOURNAL CONSTITUTION	ADVERTISING					\$ 100,737.76		\$ 100,737.76
ATLANTA SAFETY BRAKE	BUS BRAKE PARTS					\$ 24,696.40		\$ 24,696.40
AUGUST SCHELL ENTERPRISES, INC.	SYMANTEC ASSET MANAGEMENT SUITE RENEWAL					\$ 77,945.92		\$ 77,945.92
AUTACO DEVELOPMENT, LLC	BUS SHELTER INSTALLATION SERVICES	Q38737	2/28/2017	6 Months w (1) 6 Month Option	\$ 138,000.00		\$ 138,000.00	\$ 138,000.00
AVS CONSULTING DBA STONE & ASSOCIATES	POLICE PSYCHOLOGICAL ASSESSMENT SERVICES					\$ 42,822.50		\$ 42,822.50
AXALTA COATING SYSTEMS, LLC	PAINTS, VARNISHES, LACQUERS AND ENAMEL PRODUCTS					\$ 56,149.64		\$ 56,149.64

METROPOLITAN ATLANTA RAPID TRANSIT AUTHORITY  
 PAYMENTS AND CONTRACTS \$20,000 OR MORE  
 (FOR THE PERIOD OF JULY 1, 2016 THROUGH JUNE 30, 2017)

Name	Purpose	CONTRACT #	AWARD DATE	TERM	AWARD AMOUNT	PAYMENTS MADE VIA SMALL PURCHASES, PO OR OTHER	TOTAL CONTRACT VALUE PAID TO DATE	TOTAL PAID IN FY 17
B & C TRANSIT, INC.	MAINTENANCE AND SUPPORT AGREEMENT FOR AVONDALE AND ARMOUR YARD CONTROL SYSTEMS					\$ 60,000.00		\$ 60,000.00
B&S ELECTRIC SUPPLY CO, INC.	ELECTRICAL PARTS & SUPPLIES					\$ 32,356.93		\$ 32,356.93
BAKERCORP	RENTAL OF FRAT LANKS AT LAREDO, PERRY					\$ 20,548.86		\$ 20,548.86
BATTERY DISTRIBUTORS, INC	REPLACEMENT BATTERIES AND BATTERY SUPPLIES					\$ 75,813.51		\$ 75,813.51
BATTLE & BATTLE DISTRIBUTOR, INC.	PAPER TOWELS, TOILET PAPER, BATTERIES AND OTHER SUPPLIES					\$ 35,347.61		\$ 35,347.61
BEAR COMMUNICATIONS, INC.	BDA INSTALLATION (ML)					\$ 23,300.00		\$ 23,300.00
BEARSAVER	GUARDIAN SERIES WASTE RECEPTACLES HS351W-CS BLACK					\$ 67,100.00		\$ 67,100.00
BENTECH, INC.	CQ312 INTERIOR SEATING					\$ 24,241.13		\$ 24,241.13
BENTLEY SYSTEMS, INC.	OPTRAM ENTERPRISE SERVER SOWFARE LICENSE					\$ 71,877.57		\$ 71,877.57
BHA CONSULTING, LLC	PROFESSIONAL CONSULTING SERVICES					\$ 24,782.50		\$ 24,782.50
BLACKJACK PAVING, SEALCOATING & STRIPING	ASPHALT REPAIR - LABOR, EQUIPMENT AND MATERIAL					\$ 38,613.00		\$ 38,613.00
BLOOMBERG, L.P.	BLOOMBERG TERMIMAL					\$ 25,561.55		\$ 25,561.55
BOMBARDIER TRANS.	PROCUREMENT OF BOMBARDIER TRACTION MOTORS FOR USE ON MARTA RAILCARS	P35183	10/2/2015	1 Year	\$ 3,387,420.00		\$ 3,195,660.00	\$ 3,195,660.00
BOMBARDIER TRANS.	REPAIR PARTS FOR RAIL CARS					\$ 1,790,201.75		\$ 1,790,201.75
BOMBARDIER TRANSPORTATION N.A.	WAYSIDE WORKER PROTECTION TRACKSAFE PHASE II	P35183	11/17/2015	2 Years	\$ 3,982,766.00		\$ 1,723,973.68	\$ 805,796.92
BRADKEN	REPAIR RAIL PARTS					\$ 67,573.65		\$ 67,573.65
BRIDGESTONE AMERICAS TIRE OPERATIONS, LLC	BUS TIRE LEASE AND SERVICE	B16420	9/8/2009	3 Years w (2) 1 Year Options	\$ 12,574,724.40		\$ 12,390,501.42	\$ 20,403.28
BRIDGESTONE AMERICAS TIRE OPERATIONS, LLC	PROCUREMENT OF BUS TIRE LEASE AND SERVICES	B36296	1/15/2016	3 Years w (2) 1 Year Options	\$ 10,994,675.88		\$ 2,524,338.04	\$ 1,920,971.50
BROWN & BROWN INC. DBA AMERSYS	WORKERS' COMPNESATION MANAGED CARE ORGANIZATION (MCO)	P29319	2/6/2014	1 Year w (4) 1 Year Options	\$ 1,555,146.00		\$ 966,637.55	\$ 292,102.59
BUREAU VERITAS NORTH AMERICA, INC.	SAFETY, HEALTH, AND INDUSTRIAL HYGIENE PROFESSIONAL A/E SERVICES	A/E 24109	4/9/2013	5 Years w (5) 1 Year Options	\$ 7,000,000.00		\$ 2,918,954.69	\$ 691,114.19
BUSINESS INTELLIGENCE INTERNATIONAL, CORP DBA ALIGNALYTICS	MANAGED SERVICE FOR PREDICTIVE MAINTENANCE FACILITY PRODUCTION PHASE 1					\$ 108,319.77		\$ 108,319.77
BYTEMARK INC	MOBILE TICKETING SYSTEM (PILOT)	P34151	11/12/2015	6 Months w (1) 3 Month Option	\$ 80,000.00		\$ 79,998.00	\$ 26,666.00
C&D TECHNOLOGIES, INC. & SUBSIDIARIES	FLOODED BATTERIES BY C&D TECHNOLOGIES, INC. 3DCU-9 (ATTACHED SPECIFICATIONS)					\$ 239,444.54		\$ 239,444.54
CABLE-TEC	RAIL PARTS					\$ 44,834.15		\$ 44,834.15
CADUCEUS OCCUPATIONAL MEDICINE	OCCUPATIONAL MEDICAL SERVICES	P23871	8/13/2012	5 Years	\$ 1,330,969.00		\$ 1,005,403.00	\$ 218,873.00
CANON FINANCIAL SERVICES, INC.	MULTI-FUNCTIONAL PERIPHERALS (MFP) PHOTOCOPIER LEASE/MAINTENANCE SERVICES	B22643	5/9/2011	5 Years	\$ 1,498,856.96		\$ 1,480,645.40	\$ 175,516.47
CANON FINANCIAL SERVICES, INC.	LEASE/MAINTENANCE OF DIGITAL PRINTING SYSTEMS	B24547	2/2/2012	5 Years	\$ 737,367.60		\$ 309,994.51	\$ 83,468.89
CAPTIVATE, LLC	NETWORK ADVERTISING ELEVATOR					\$ 29,999.99		\$ 29,999.99
CARAHSOFT TECHNOLOGY CORP	DOCUSIGN SIGNATURE APPLIANCE SUBSCRIPTION ENTERPRISE					\$ 37,850.56		\$ 37,850.56
CARLTON-BATES COMPANY	RAIL CAR PARTS					\$ 123,217.36		\$ 123,217.36
CARTER & ASSOCIATES, LLC	LINDBERGH TOD DEVELOPMENT RIGHTS					\$ 81,845.18		\$ 81,845.18

METROPOLITAN ATLANTA RAPID TRANSIT AUTHORITY  
 PAYMENTS AND CONTRACTS \$20,000 OR MORE  
 (FOR THE PERIOD OF JULY 1, 2016 THROUGH JUNE 30, 2017)

Name	Purpose	CONTRACT #	AWARD DATE	TERM	AWARD AMOUNT	PAYMENTS MADE VIA SMALL PURCHASES, PO OR OTHER	TOTAL CONTRACT VALUE PAID TO DATE	TOTAL PAID IN FY 17
CBM US, INC	BUS PARTS					\$ 81,209.49		\$ 81,209.49
CDW GOVERNMENT, INC.	RENEWAL OF PHISHME LICENSES					\$ 27,412.00		\$ 27,412.00
CDW GOVERNMENT, INC.	NETBOTZ					\$ 84,590.98		\$ 84,590.98
CDW GOVERNMENT, INC.	APC SMART UPS					\$ 45,471.23		\$ 45,471.23
CDW GOVERNMENT, INC.	TECHNOLOGY HARDWARE AND SOFTWARE					\$ 219,898.43		\$ 219,898.43
CENTENNIAL CONTRACTORS ENTERPRISES	JOB ORDER CONTRACT	B27665	5/13/2013	5 Years	\$ 25,000,000.00		\$ 11,470,515.31	\$ 1,431,541.90
CENTENNIAL CONTRACTORS ENTERPRISES	VARIOUS REPAIR AND IMPROVEMENT CONSTRUCTION PROJECTS AT EXISTING FACILITIES					\$ 1,125,999.57		\$ 1,125,999.57
CENTERS FOR MEDICARE AND MEDICAID SERVICES	AFFORDABLE CARE ACT ANNUAL REINSURANCE PROGRAM FEE					\$ 285,633.00		\$ 285,633.00
CERTIFIED LABORATORIES DIVISION	PERMALUBE XTREME GREEN, FUEL BIOCID, CERTIFIED LABORATORY TEST KITS					\$ 20,961.89		\$ 20,961.89
CFE EQUIPMENT CORPORATION	FORKLIFT PARTS AND REPAIRS					\$ 43,338.56		\$ 43,338.56
CHEROKEE TRUCK EQUIPMENT	MAINTENANCE, UPGRADES & REPAIRS ON SERVICE TRUCKS					\$ 53,320.17		\$ 53,320.17
CHERRY, BEKAERT & HOLLAND, LLP	ANNUAL FINANCIAL AND SINGLE AUDITS FOR FISCAL YEARS 2012 THROUGH 2016	P26298	6/11/2012	1 Year w (5) 1 Year Options	\$ 1,355,500.00		\$ 1,109,000.00	\$ 289,000.00
CINTAS CORPORATION	PROCUREMENT OF AUTHORITY WIDE UNIFORMS	B22231	3/7/2011	1 Year w (4) 1 Year Options	\$ 3,771,250.00		\$ 2,909,342.61	\$ 632,048.20
CINTAS FIRE PROTECTION	MAINTENANCE & REPAIR OF BUS FIRE SUPPRESSION SYSTEMS	B35191	11/23/2015	2 Years w (1) 1 Year Option	\$ 3,056,225.50		\$ 697,935.33	\$ 508,038.74
CIRCUIT BREAKER SALES CO. INC.	TO REFURBISH 3 ITE MAIN BREAKERS					\$ 75,919.54		\$ 75,919.54
CITY ELECTRIC SUPPLY	LEDWAY SERIES STREET LIGHT					\$ 117,375.00		\$ 117,375.00
CITY ELECTRIC SUPPLY	LIGHTING FIXTURES					\$ 193,987.50		\$ 193,987.50
CITY ELECTRIC SUPPLY	ELECTRICAL PARTS & SUPPLIES					\$ 495,911.73		\$ 495,911.73
CITY OF ATLANTA	UTILITIES, WATER/SEWER, CBS OUTDOOR ADVERTISING CONTRACT DEFERRED COMMISSIONS					\$ 2,972,688.38		\$ 2,972,688.38
CITY OF CHAMBLEE	CBS OUTDOOR ADVERTISING CONTRACT DEFERRED COMMISSIONS					\$ 1,098,002.44		\$ 1,098,002.44
CITY OF COLLEGE PARK	CBS OUTDOOR ADVERTISING CONTRACT DEFERRED COMMISSIONS - WATER/SEWER SERVICES					\$ 75,922.65		\$ 75,922.65
CITY OF DECATUR	CBS OUTDOOR ADVERTISING CONTRACT DEFERRED COMMISSIONS					\$ 80,315.94		\$ 80,315.94
CITY OF MILTON	CBS OUTDOOR ADVERTISING CONTRACT DEFERRED COMMISSIONS					\$ 71,861.00		\$ 71,861.00
CITY OF SANDY SPRINGS	CBS OUTDOOR ADVERTISING CONTRACT DEFERRED COMMISSIONS					\$ 45,036.57		\$ 45,036.57
CITY OF STONE MOUNTAIN	CBS OUTDOOR ADVERTISING CONTRACT DEFERRED COMMISSIONS					\$ 258,975.63		\$ 258,975.63
CLEAN ENERGY	CNG NATURAL GAS PURCHASES					\$ 371,593.40		\$ 371,593.40
CLEVELAND ELECTRIC COMPANY	CNG PROTECTION SYSTEM UPGRADE	B24337	8/12/2013	330 Days	\$ 5,733,026.00		\$ 5,286,693.05	\$ 204,455.80
CLEVELAND ELECTRIC COMPANY	SYSTEMWIDE UPS REPLACEMENT SWITCHGEAR REPLACEMENT	B28939	3/3/2016	44 Months	\$ 21,626,224.80		\$ 3,360,759.48	\$ 2,792,134.02
CLEVELAND ELECTRIC COMPANY	AVONDALE YARD GAP BREAKER STATION (EEX) EQUIPMENT REPLACEMENT	B28941	9/17/2014	365 Days	\$ 1,728,347.00		\$ 1,360,146.15	\$ 192,384.17
CLEVELAND ELECTRIC COMPANY	STANDBY POWER SYSTEMS - GENERATOR REPLACEMENT	P31223	6/22/2016	5 Years	\$ 6,242,175.00		\$ 245,198.00	\$ 232,530.00
CLEVELAND ELECTRIC COMPANY	AC TRACK CIRCUIT UPGRADE	P35894	7/15/2015	1 Year	\$ 1,323,370.00		\$ 1,323,370.00	\$ 1,285,369.00

METROPOLITAN ATLANTA RAPID TRANSIT AUTHORITY  
 PAYMENTS AND CONTRACTS \$20,000 OR MORE  
 (FOR THE PERIOD OF JULY 1, 2016 THROUGH JUNE 30, 2017)

Name	Purpose	CONTRACT #	AWARD DATE	TERM	AWARD AMOUNT	PAYMENTS MADE VIA SMALL PURCHASES, PO OR OTHER	TOTAL CONTRACT VALUE PAID TO DATE	TOTAL PAID IN FY 17
COBB COUNTY BOARD OF COMMISSIONERS, PASS THROUGH GRANTS	TRANSIT PARTNER SETTLEMENTS, PASS THROUGH GRANTS					\$ 3,137,866.12		\$ 3,137,866.12
COMCAST OF GEORGIA/VIRGINIA, LLC	COMMUNICATION SERVICES					\$ 63,539.89		\$ 63,539.89
COMPLETE ENVIRONMENTAL PRODUCTS, INC.	ABSORBENT PADS					\$ 34,220.50		\$ 34,220.50
CONFIDEX, INC.	CONTACTLESS SMART CARDS (LIMITED USE)	B32538	10/19/2015	2 Years w (3) 1 Year Options	\$ 4,503,070.00		\$ 589,117.00	\$ 175,061.80
CONNECTICUT GENERAL LIFE INS. CO.	GROUP HEALTH AND WELLNESS INSURANCE COVERAGES	P33463	7/1/2015	3 Years w (2) 1 Year Options	\$ 465,140,075.00		\$114,636,182.82	\$ 49,398,404.10
CONNECTSOUTH, LLC	PROFESSIONAL SERVICES FOR LOBBYING	L38984	1/6/2017	4 Months	\$ 25,000.00		\$ 25,000.00	\$ 25,000.00
CONSERTE, LLC	EMPLOYEE ENGAGEMENT & WORK WITH RESPECT PROGRAM	L38327	8/12/2016	1 Year	\$ 39,600.00		\$ 39,600.00	\$ 34,050.00
CONTINENTAL CORDAGE	GROUNDING CABLE FOR RAIL CARS					\$ 77,063.48		\$ 77,063.48
CONVERGINT TECHNOLOGIES, LLC	GENETEC SECURITY 5.2 TRAINING	L38193	8/15/2016	5 Months	\$ 168,836.97		\$ 119,697.49	\$ 119,697.49
CONVERGINT TECHNOLOGIES, LLC	PROCUREMENT OF C-CURE CARD READERS	Q38749	11/11/2016	1 Year w (1) 1 Year Option	\$ 6,444.00		\$ 6,444.00	\$ 6,444.00
CONVERGINT TECHNOLOGIES, LLC	SOFTWARE HOUSE CCURE MAINTENANCE AGREEMENT					\$ 33,450.00		\$ 33,450.00
CONVERGINT TECHNOLOGIES, LLC	GENETEC SOFTWARE					\$ 103,850.00		\$ 103,850.00
CONVERGINT TECHNOLOGIES, LLC	SECURITY SYSTEMS, MAINTENANCE AND SUPPORT					\$ 74,398.99		\$ 74,398.99
COX RADIO	ADVERTISING					\$ 42,942.00		\$ 42,942.00
CPI OFFICE PRODUCTS	TONER CARTRIDGES, OFFICE SUPPLIES					\$ 24,500.64		\$ 24,500.64
CREATIVE OUTHOUSE, LLC	ADVERTISING					\$ 42,237.47		\$ 42,237.47
CUBIC TRANSPORTATION SYSTEMS	PROFESSIONAL SERVICES TO DEVELOP AND INSTALL SOFTWARE TRI READER II SW FOR PARKING DEVICES	L35921	7/13/2015	6 Months	\$ 118,785.00		\$ 118,785.00	\$ 118,785.00
CUBIC TRANSPORTATION SYSTEMS	AUTOMATIC FARE COLLECTION SYSTEM SOFTWARE, HARDWARE SUPPORT AND PROFESSIONAL SERVICES	P21262	10/12/2010	6 Years	\$ 39,097,441.00		\$ 34,854,907.60	\$ 1,546,460.00
CUBIC TRANSPORTATION SYSTEMS	AFC SOFTWARE, HARDWARE, AND PROFESSIONAL SERVICES	P38189	9/30/2016	2 Years w (2) 1 Year Options	\$ 51,589,620.00		\$ 6,230,668.00	\$ 6,215,238.00
CUMMINS POWER SOUTH	BUS ENGINES, TRANSMISSIONS AND REPAIR PARTS					\$ 449,938.62		\$ 449,938.62
CUMMINS, INC DBA CUMMINS POWER SOUTH	IN FRAME ENGINE OVERHAUL					\$ 1,747,031.78		\$ 1,774,859.16
D.C. POWER PRODUCTS, INC.	BATTERY CHARGER AND ROLLING CART WITH LOCKING WHEELS TO TRANSPORT, PROTECT & SECURE CHARGER					\$ 24,719.99		\$ 24,719.99
DANA SAFETY SUPPLY	POLICE BALLISTIC VESTS AND CARRIERS					\$ 30,319.52		\$ 30,319.52
DARTCO TRANSMISSION SALES & SERVICE, INC.	REBUILD TRANSMISSIONS					\$ 85,841.60		\$ 85,841.60
DEKALB COUNTY BOARD OF COMMISSIONERS	WATER/SEWER BILLINGS & PASS THROUGH GRANTS					\$ 353,392.35		\$ 353,392.35
DEKALB COUNTY GOVERNMENT	CBS BUS SHELTER ADVERTISING REVENUE					\$ 204,843.81		\$ 204,843.81
DEKALB COUNTY TAX COMMISSIONER	STORM WATER FEES & PASS THROUGH GRANTS					\$ 122,111.76		\$ 122,111.76
DELL FASTENER, CORP.	RAIL PARTS					\$ 75,252.52		\$ 75,252.52
DELL MARKETING L.P.	LICENSING OF VARIOUS MICROSOFT PRODUCTS	P39125	2/26/2017	1 Year w (1) 2 Year Options	\$ 3,265,215.84		\$ 1,059,966.70	\$ 1,059,966.70
DELL MARKETING L.P.	RFQ FOR DELL LATITUDE EQUIPMENT					\$ 73,426.80		\$ 73,426.80
DELL MARKETING L.P.	DELL COMPUTER EQUIPMENT					\$ 33,787.19		\$ 33,787.19



METROPOLITAN ATLANTA RAPID TRANSIT AUTHORITY  
 PAYMENTS AND CONTRACTS \$20,000 OR MORE  
 (FOR THE PERIOD OF JULY 1, 2016 THROUGH JUNE 30, 2017)

Name	Purpose	CONTRACT #	AWARD DATE	TERM	AWARD AMOUNT	PAYMENTS MADE VIA SMALL PURCHASES, PO OR OTHER	TOTAL CONTRACT VALUE PAID TO DATE	TOTAL PAID IN FY 17
DELL MARKETING L.P.	DELL LATITUDE EQUIPMENT					\$ 57,345.05		\$ 57,345.05
DELL MARKETING L.P.	OPTIPLEX COMPUTERS					\$ 22,100.00		\$ 22,100.00
DELL MARKETING L.P.	RENEWAL OF ABSOLUTE SOFTWARE (COMPUTRAC) FOR 1500 LICENSES AND PURCHASE OF AN ADDITIONAL 1100 LICENSES AND SUPPORT					\$ 63,856.00		\$ 63,856.00
DELL MARKETING L.P.	TECHNOLOGY'S INVENTORY					\$ 54,939.92		\$ 54,939.92
DELL MARKETING L.P.	TECHNOLOGY EQUIPMENT					\$ 52,698.60		\$ 52,698.60
DELL MARKETING L.P.	DELL COMPUTER EQUIPMENT					\$ 131,234.82		\$ 131,234.82
DELL MARKETING L.P.	TECHNOLOGY DELL COMPUTER EQUIPMENT					\$ 37,966.00		\$ 37,966.00
DELL MARKETING L.P.	TECHNOLOGY DELL COMPUTER EQUIPMENT					\$ 67,669.00		\$ 67,669.00
DELL MARKETING L.P.	TECHNOLOGY HARDWARE AND SOFTWARE					\$ 54,683.73		\$ 54,683.73
DELTA MANUFACTURING	PROCUREMENT OF A WHEEL LATHE FOR THE ATLANTA STREET CAR	P27790	10/18/2013	120 Days	\$ 424,000.00		\$ 416,380.26	\$ 41,450.00
DEVELOPMENT PLANNING & FINANCING GROUP, INC.	TOD CONSULTANT SERVICES					\$ 22,207.00		\$ 22,207.00
DIAMOND DISTRIBUTORS, INC.	TRASH BAGS, BLEACH, EQUIPMENT WIPES, ANTIMICROBIAL SOAP, OTHER MISC SUPPLIES					\$ 40,169.89		\$ 40,169.89
DIGI-KEY CORPORATION	RAIL PARTS					\$ 22,914.99		\$ 22,914.99
DIGITAL SPEECH SYSTEMS, INC	RENEWAL OF HARDWARE AND SOFTWARE SUPPORT FOR POLICE VOICE RECORDER SYSTEM					\$ 22,280.00		\$ 22,280.00
DIVERSE ENTERPRISE	TOOLS, SIGNAGE, SEALANT, RIVETS, DUCT TAPE, DOOR LOCKS					\$ 172,153.82		\$ 172,153.82
DIVERSIFIED ELECTRONICS, INC	TWO WAY RADIO PARTS AND SUPPLIES					\$ 31,061.86		\$ 31,061.86
DIVERSIFIED WORKFORCE SOLUTIONS, LLC	MARTA'S LABOR MANAGEMENT PROJECT	L36328	9/23/2015	6 months	\$ 72,000.00		\$ 67,220.90	\$ 53,101.32
DIXIE CONSTRUCTION PRODUCTS	TOOLS & EQUIPMENT FOR CONSTRUCTION					\$ 30,148.86		\$ 30,148.86
DLT SOLUTIONS	RED HAT ENTERPRISE ANNUAL MANITENANCE AGREEMENT					\$ 59,417.72		\$ 59,417.72
DLT SOLUTIONS	RENEWAL OF SOFTWARE SUPPORT FOR AUTODESK AUTOCAD					\$ 29,417.00		\$ 29,417.00
DLT SOLUTIONS	MAINTENANCE AND SUPPORT RENEWALS, TRAINING AND MANUALS					\$ 10,825.24		\$ 10,825.24
EAGLE SAFETY SUPPLY, INC.	SAFETY VESTS AND SAFETY SUPPLIES					\$ 81,112.20		\$ 81,112.20
EAST POINT CITY OF/CITY HALL	CBS OUTDOOR ADVERTISING CONTRACT DEFERRED COMMISSIONS - WATER/SEWER SERVICES					\$ 28,406.63		\$ 28,406.63
EGSCI CONSULTING, INC.	ASSESSING STRUCTURAL INTERGRITY OF ACCESS MANHOLES COVER AT HE HOLMES					\$ 21,767.32		\$ 21,767.32
ELECTRICAL CABLE SPECIALISTS	ELECTRICAL CABLING AND SUPPLIES FOR RAIL					\$ 100,219.80		\$ 100,219.80
ELECTRO-MECH SERV, CONST&DESIGN	CLARK FORKLIFT REPAIRS & NEW TIRES					\$ 116,184.73		\$ 116,184.73
ELECTRO-WIRE, INC.	HIGH VOLTAGE FLEXANE CABLE					\$ 83,717.15		\$ 83,717.15
ELERT & ASSOCIATES NETWORKING DIVISION, INC.	PURCHASE CARD INDUSTRY QUALIFIED SECURITY ASSESSOR	Q37276	9/19/2016	24 Months	\$ 130,350.00		\$ 37,700.00	\$ 37,700.00
EMERALD & 5TH INCORPORATED	BUCKHEAD MARTA STATION-PAINTING & MATERIALS					\$ 20,285.06		\$ 20,285.06
EN POINTE TECHNOLOGIES SALES, INC.	ANNUAL SOFTWARE RENEWALS, SUBSCRIPTIONS AND LICENSES					\$ 47,703.25		\$ 47,703.25
ENGHOUSE TRANSPORTATION, LLC	MAINTENANCE FOR TELEDRIVER 8.1.6 DRIVER MANAGEMENT SYSTEM	L35686	7/22/2015	2 Years	\$ 246,558.00		\$ 246,558.00	\$ 125,101.00

METROPOLITAN ATLANTA RAPID TRANSIT AUTHORITY  
 PAYMENTS AND CONTRACTS \$20,000 OR MORE  
 (FOR THE PERIOD OF JULY 1, 2016 THROUGH JUNE 30, 2017)

Name	Purpose	CONTRACT #	AWARD DATE	TERM	AWARD AMOUNT	PAYMENTS MADE VIA SMALL PURCHASES, PO OR OTHER	TOTAL CONTRACT VALUE PAID TO DATE	TOTAL PAID IN FY 17
ENGINEERED RESTORATION, INC.	ANNEX-REPAIRED LEAKS IN MECHANICAL ROOM					\$ 59,628.00		\$ 59,628.00
ENO TRANSPORTATION FOUNDATION	PROFESSIONAL SERVICES TO EXPAND THE MARTA MAX PROGRAM	L38827	11/28/2016	1 Year	\$ 35,000.00		\$ 25,000.00	\$ 25,000.00
ENO TRANSPORTATION FOUNDATION	ENO TRANSPORTATION FOUNDATION - MAX MEMBERSHIP					\$ 35,500.00		\$ 35,500.00
ENSCO RAIL, INC.	AUTOMATIC TRACK GEOMETRY MEASUREMENT TEST	B24369	6/11/2012	3 Years with (2) 1 Year Options	\$ 491,750.00		\$ 488,500.00	\$ 104,100.00
ENTERPRISE UNIFORMS II, INC.	PROCUREMENT OF AUTHORITY WIDE UNIFORMS	B22231	3/7/2011	1 Year w (5) 1 Year Options	\$ 4,858,750.00		\$ 1,878,734.74	\$ 241,043.25
ENVIRONMENTAL SYSTEMS RESEARCH INSTITUTE, INC.	ARCGIS FOR DESKTOP ADVANCED CONCURRENT USE PRIMARY MAINTENANCE					\$ 28,400.00		\$ 28,400.00
EVANS TECHNOLOGY, INC	INSTALLATION AND UPGRADE OF ORACLE P6	L39095	1/17/2017	6 Months	\$ 43,200.00		\$ 35,550.00	\$ 22,275.00
EVERCLEAR ENTERPRISE, INC	PRESSURE WASHING SERVICES FOR VARIOUS STATIONS					\$ 105,684.00		\$ 105,684.00
EVERGREEN WASTE, LLC	REMOVAL & DISPOSAL OF INDUSTRIAL WASTEWATER AND SLUDGE FROM VARIOUS MARTA FACILITIES	B22175	6/6/2011	3 Years Base two (1) yr Option	\$ 681,272.00		\$ 552,235.93	\$ 81,974.00
EXCEL ELECTRICAL TECHNOLOGIES,	SYSTEM WIDE TUNNEL LIGHTING UPGRADES	B19735	11/5/2012	1970 Days	\$ 9,240,000.00		\$ 8,342,221.17	\$ 1,190,052.66
EXCEL ELECTRICAL TECHNOLOGIES,	NORTH AVENUE STATION LOW VOLTAGE SWITCHGEAR REPLACEMENT	B28938	4/14/2015	365 Days	\$ 2,598,000.00		\$ 1,397,036.85	\$ 520,663.79
FASTENAL COMPANY	PROCUREMENT OF BUS AND RAIL FASTENERS	P35336	12/14/2015	1 Year and 110 Days	\$ 195,634.55		\$ 178,775.81	\$ 123,247.45
FEDERAL METAL PRODUCTS	RAIL PARTS AND SUPPLIES					\$ 41,883.03		\$ 41,883.03
FEDERAL PACIFIC	TRANSFORMER					\$ 26,776.00		\$ 26,776.00
FEDRESULTS, INC.	TABLEAU DESKTOP - PROFESSIONAL - LICENSE & ANNUAL MAINTENANCE					\$ 31,334.60		\$ 31,334.60
FERGUSON ENTERPRISES	VARIOUS REPAIRS OF THE AUTHORITY'S FACILITIES					\$ 34,003.16		\$ 34,003.16
FIDELITY INVESTMENTS LIFE INS. CO.	FUNDING FOR ANNUITY ACCOUNT PER EMPLOYMENT CONTRACT FOR GM/CEO					\$ 59,632.00		\$ 59,632.00
FIG LEAF SOFTWARE, INC.	RENEWAL OF EKTRON CMS400 ENTERPRISE MAINTENANCE AGREEMENT					\$ 25,542.00		\$ 25,542.00
FIRE SYSTEMS, INC.	BUS AND OTHER TYPES OF FIRE EXTINGUISHERS, DIGITAL AMPLIFIER FIRE PROTECTION SYSTEM					\$ 30,938.35		\$ 30,938.35
FIRST ADVANTAGE LNS SCREENING	BACKGROUND VERIFICATIONS					\$ 23,450.01		\$ 23,450.01
FIVE POINTS INFRASTRUCTURE SERVICES, LLC	PATCH MANAGER CLOUD HOSTED SOFTWARE	L36255	9/11/2015	9 Months	\$ 110,040.00		\$ 110,040.00	\$ 87,132.50
FRANKLIN COVEY	PROFESSIONAL SERVICES FOR A CONSULTANT FOR 4DX IMPLEMENTATION	L38628	10/12/2016	1 Year and 8 Months	\$ 512,300.00		\$ 480,128.22	\$ 480,128.22
FULTON COUNTY PUBLIC WORKS	CBS OUTDOOR ADVERTISING CONTRACT DEFERRED COMMISSIONS					\$ 847,377.74		\$ 847,377.74
FUSECO, INC.	FUSES FOR RAIL CARS					\$ 506,750.30		\$ 506,750.30
GARTNER GROUP INC.	PROFESSIONAL INDUSTRY AND RESEARCH SERVICES	P38877	5/24/2010	10 Months	\$ 33,916.67		\$ 33,916.67	\$ 33,916.67
GAS SOUTH	MARTA NATURAL GAS SUPPLY	B35071	3/18/2015	24 Months	\$ 10,957,046.92		\$ 8,971,425.38	\$ 4,114,038.64
GC&E SYSTEMS GROUP, INC.	ELECTRICAL INSTALLATION AND REPAIR SERVICES FOR THE MARTA HEADQUARTERS COMPLEX					\$ 56,706.32		\$ 56,706.32
GCA SERVICES GROUP OF NORTH CAROLINA, INC.	FACILITY-WIDE JANITORIAL SERVICES	B20979	7/6/2011	2 Years w (3) 1 Year Options	\$ 2,732,962.30		\$ 2,544,511.62	\$ 422,558.54
GENERAL SUPPLY & SERVICES DBA GEXPRO	CREE LIGHTING FIXTURES					\$ 220,834.77		\$ 220,834.77
GENUINE PARTS COMPANY - NAPA	BUS PARTS, NON-REVENUE PARTS					\$ 272,086.60		\$ 272,086.60
GEORGIA CHEMICAL EQUIPMENT CO., INC.	DEGREASER FOR HEAVY CLEANING, PRESSURE WASHERS, HOT WATER PRESSURE WASHERS					\$ 36,155.00		\$ 36,155.00

METROPOLITAN ATLANTA RAPID TRANSIT AUTHORITY  
 PAYMENTS AND CONTRACTS \$20,000 OR MORE  
 (FOR THE PERIOD OF JULY 1, 2016 THROUGH JUNE 30, 2017)

Name	Purpose	CONTRACT #	AWARD DATE	TERM	AWARD AMOUNT	PAYMENTS MADE VIA SMALL PURCHASES, PO OR OTHER	TOTAL CONTRACT VALUE PAID TO DATE	TOTAL PAID IN FY 17
GEORGIA DEPARTMENT OF INSURANCE	CASUALTY COVERAGE EXCESS CIVERAGE (SURPLUS LINE TAX)					\$ 23,845.32		\$ 23,845.32
GEORGIA LINK, LLC	PROFESSIONAL SERVICES FOR LOBBYING	L38987	1/6/2017	4 Months	\$ 40,000.00		\$ 40,000.00	\$ 40,000.00
GEORGIA PACIFIC OFFICE BLDG	TOWER SPACE RENTAL FOR COMMUNICATIONS SYSTEM					\$ 44,055.84		\$ 44,055.84
GEORGIA PIEDMONT TECHNICAL COLLEGE	BUS OPERATOR COMMERCIAL DRIVERS LICENSE TRAINING	P27849	11/9/2012	3 Years and 2 Months	\$ 945,000.00		\$ 945,000.00	\$ 7,137.50
GEORGIA PIEDMONT TECHNICAL COLLEGE	TRANSIT OPERATOR TRAINING COURSES	P36059	2/1/2016	3 Years	\$ 600,000.00		\$ 321,177.50	\$ 208,190.00
GEORGIA PIEDMONT TECHNICAL COLLEGE	BUS OPERATOR COMMERCIAL DRIVERS LICENSE TRAINING					\$ 30,650.00		\$ 30,650.00
GEORGIA POWER COMPANY	ELECTRICITY AND PROPULSION POWER; SERVICE AND REPAIR WORK ORDERS					\$ 11,791,366.88		\$ 11,791,366.88
GEORGIA STATE UNIVERSITY	PROFESSIONAL SERVICES TO PROVIDE SALES TAX FORECASTING	L34070	8/22/2014	2 Years	\$ 100,000.00		\$ 50,000.00	\$ 20,985.00
GEORGIA SUBSEQUENT INJURY TRUST FUND	2015 ASSESSMENT 2014 ASSESSMENT ADJUSTMENT					\$ 476,717.57		\$ 476,717.57
GEORGIALINK PUBLIC AFFAIRS GROUP	PROFESSIONAL SERVICES FOR LOBBYING					\$ 40,000.00		\$ 40,000.00
GIBBS AUTOMOTIVE & ELECTRONIC, LLC	PROCUREMENT OF REVENUE VEHICLE TOWING SERVICES	B32640	7/14/2014	3 Years	\$ 397,500.00		\$ 348,335.00	\$ 134,335.00
GLOBAL EQUIPMENT CO., INC. DBA GLOBAL INDUSTRIAL	25 36" PORTABLE TILT BLOWER FANS-DIRECT DRIVE/VR BOTTLE FILLING STATION & BUBBLER, FILTERED, SS					\$ 37,798.20		\$ 37,798.20
GRABER MANUFACTURING, INC	BIKE RACKS AND ACCESSORIES					\$ 74,335.59		\$ 74,335.59
GRAINGER	VARIOUS EQUIPMENT, PARTS AND SUPPLIES					\$ 133,092.49		\$ 133,092.49
GRAYBAR ELECTRIC	VARIOUS ELECTRICAL PARTS AND SUPPLIES					\$ 301,919.24		\$ 301,919.24
GRIMCO, INC.	REFLECTIVE PRODUCTS, PARTS AND SUPPLIES					\$ 45,253.38		\$ 45,253.38
GULF STATES DISTRIBUTORS	AMMUNITION					\$ 43,273.15		\$ 43,273.15
GUNNER ENGINEERING, INC.	AIR BAGS					\$ 519,570.00		\$ 519,570.00
GWINNETT COUNTY BOARD OF COMMISSIONERS	REGIONAL SETTLEMENTS					\$ 1,228,684.46		\$ 1,228,684.46
H&M RESTORATION SERVICES, LLC	GLASS RESTORATION, INSTALLATION AND CLEANING AT VARIOUS LOCATIONS					\$ 26,073.00		\$ 26,073.00
HADLEY PRODUCTS CORPORATION	BALLAST-INVERTERS CQ310/311 RAIL CARS					\$ 51,523.40		\$ 51,523.40
HALOGEN SOFTWARE, INC.	ANNUAL SUBSCRIPTION FEES, RENEWAL OF TECHNICAL SUPPORT SERVICES					\$ 57,261.60		\$ 57,261.60
HAMRICK CONSULTING, LLC	PROFESSIONAL SERVICES FOR LOBBYING					\$ 24,000.00		\$ 24,000.00
HARRIS ROTHENBERG INTERNATIONAL, INC.	EMPLOYEE ASSISTANCE PROGRAM (EAP)	P31746	9/17/2014	3 Years w (2) 1 Year Options	\$ 308,200.00		\$ 76,467.50	\$ 35,657.50
HATCH MOTT MACDONALD, LLC	CLAYTON COUNTY COMMUTER RAIL CONCEPT STUDY	L36439	10/2/2015	1 Year	\$ 108,076.00		\$ 108,069.20	\$ 87,150.94
HATCH MOTT MACDONALD, LLC	SITE IDENTIFICATION FOR CLAYTON COUNTY	L38204	7/15/2016	15 Weeks	\$ 189,828.00		\$ 166,457.63	\$ 102,705.23
HEG, LLC	2016 HALF PENNY REFERENDUM	L38195	7/19/2016	4 Months	\$ 147,624.00		\$ 142,407.81	\$ 142,407.81
HEIDELBERG USA, INC.	MAINTENANCE AGREEMENT AND TRAINING					\$ 25,174.00		\$ 25,174.00
HENNESSY FORD LINCOLN ATLANTA	NON-REVENUE VEHICLE REPAIRS/REBUILDS					\$ 22,402.04		\$ 22,402.04
HEWLETT PACKARD ENTERPRISE COMPANY	HEWLETT PACKARD SOFTWARE MANITENANCE					\$ 133,457.22		\$ 133,457.22
HEWLETT-PACKARD FINANCIAL SERVICES COMPANY	HEWLETT-PACKARD EQUIPMENT					\$ 56,376.03		\$ 56,376.03

METROPOLITAN ATLANTA RAPID TRANSIT AUTHORITY  
 PAYMENTS AND CONTRACTS \$20,000 OR MORE  
 (FOR THE PERIOD OF JULY 1, 2016 THROUGH JUNE 30, 2017)

Name	Purpose	CONTRACT #	AWARD DATE	TERM	AWARD AMOUNT	PAYMENTS MADE VIA SMALL PURCHASES, PO OR OTHER	TOTAL CONTRACT VALUE PAID TO DATE	TOTAL PAID IN FY 17
HITACHI RAIL USA, INC.	RAIL PARTS AND SUPPLIES					\$ 46,759.30		\$ 46,759.30
HNTB CORPORATION	LONG RANGE STRATEGIC PLANNING SUPPORT	L37611	7/8/2016	1 Year	\$ 190,704.00		\$ 86,812.77	\$ 78,692.48
HNTB CORPORATION	TO PROVIDE MARTA MOBILITY TECHNICAL OVERSIGHT AND MANAGEMENT SERVICES	L38198	6/27/2016	7 Months	\$ 178,081.24		\$ 175,435.17	\$ 175,435.17
HOLLAND & KNIGHT LLP	PROFESSIONAL SERVICES FOR LOBBYING	L38988	12/20/2016	4 Months	\$ 25,000.00		\$ 25,000.00	\$ 25,000.00
HOLLAND & KNIGHT LLP	PROFESSIONAL GOVERNMENT AFFAIRS SERVICES (FEDERAL)	P25651	2/5/2013	2 Years w (3) 1 Year Options	\$ 756,000.00		\$ 600,000.00	\$ 166,451.00
HOLLAND L.P.	TRAIN STOP MOUNTING BRACKETS, ROCKER ARM SHAFTS					\$ 21,328.20		\$ 21,328.20
HOME DEPOT	SUPPLIES AND MATERIALS FOR FACILITY REPAIRS					\$ 24,552.63		\$ 24,552.63
HOME-BASE USA, LLC DBA SALES ROADS	CONDUCT TELESALLES OF THE PARTNERSHIP PROGRAM	P380406A	11/11/2016	8 Months	\$ 65,400.00		\$ 64,041.01	\$ 64,041.01
HONEYWELL INTERNATIONAL, INC.	PROCUREMENT OF HEADQUARTERS' CHILLER PLANT CONTROLS INSTALLATION SERVICES	P34863	1/27/2016	4 Months	\$ 80,292.66		\$ 57,616.67	\$ 57,616.67
HOPPECKE BATTERIES, INC.	RAIL CAR BATTERIES					\$ 318,439.72		\$ 318,439.72
HOWARD BROTHERS HARDWARE	RIDING MOWERS, LAWN VACS, CHAIN SAWS, POLE SAWS, BLOWERS & OTHER LAWN CARE EQUIPMENT					\$ 21,319.52		\$ 21,319.52
HOYT CORPORATION	RAIL PARTS AND SUPPLIES - CQ310/311/312					\$ 64,900.00		\$ 64,900.00
HR&A ADVISORS, INC.	ASSESSMENT OF TOD POLICIES AND GUIDELINES	L38837	11/30/2016	1 Year	\$ 73,040.00		\$ 69,822.58	\$ 69,822.58
HUMANSCALE CORPORATION	HUMAN SCALE CHAIRS					\$ 36,863.50		\$ 36,863.50
IBM	IT MAINTENANCE AGREEMENT					\$ 58,809.44		\$ 58,809.44
IDS GLOBAL	THE PROCUREMENT OF MARTA'S UTILITIES LOCATE SERVICES	B34703	7/6/2015	3 Years	\$ 777,600.00		\$ 507,288.96	\$ 317,848.32
ILADA TRAVIS AND MORGAN & MORGAN	LEGAL SETTLEMENT					\$ 1,100,000.00		\$ 1,100,000.00
ILLUMINATING DESIGN, INC	HOLIDAY LIGHTING AT LINDBERGH					\$ 42,100.00		\$ 42,100.00
IMAGANN CLEANING SERVICE, INC.	JANITORIAL SERVICES FOR MARTA HEADQUARTER'S COMPLEX	B38289	2/15/2017	2 Years w (3) 1 Year Options	\$ 1,184,950.00		\$ 68,024.44	\$ 50,250.00
IMAGER SOFTWARE, INC.	OFFICE 365 DEPLOYMENT AND MAILBOX MIGRATION	Q36607	2/4/2016	1 Year	\$ 199,000.00		\$ 198,240.00	\$ 198,240.00
INCIDENT COMMUNICATION SOLUTIONS DBA PEAKE, LLC	L39000 MOBILE COMMAND VEHICLE SYSTEM INTEGRATION					\$ 22,397.07		\$ 22,397.07
INCLUSION STRATEGY	AFFIRMATIVE ACTION PLAN					\$ 29,900.00		\$ 29,900.00
INFO-TECH RESEARCH GROUP, INC.	RISK MANAGEMENT ASSESSMENT WORKSHOP	L32973	3/24/2017	10 Months	\$ 35,760.00		\$ 33,079.76	\$ 33,079.76
INFO-TECH RESEARCH GROUP, INC.	INFO TECH ADVISORY-UNLIMITED ACCESS					\$ 28,120.24		\$ 28,120.24
INRIX INC	TRAFFIC ANALYTIC CLOUD BASE APPLICATION	Q38197	11/16/2016	1 Year	\$ 54,000.00		\$ 54,000.00	\$ 54,000.00
INRIX, INC	SHAPEFILE FOR MAPPING THE STATE OF GEORGIA HISTORICAL TRAFFIC					\$ 3,500.00		\$ 3,500.00
ISE INGEGNERIA DEI SISTEMI ELE	ASSEMBLY, BACK-PLANE, CQ310/311, CAB LOGIC BOARD, CAB CONTROL LOGIC UNIT AND OTHER RAIL PARTS					\$ 109,200.00		\$ 109,200.00
ISPA, INC.	GENERAL CONSULTING AND PROFESSIONAL SERVICES					\$ 21,517.50		\$ 21,517.50
IT FEDERAL SALES LLC	RENEWAL DUO ENTERPRISE EDITION LICENSES					\$ 32,540.00		\$ 32,540.00
IXYS LONG BEACH, INC.	THYRISTOR, GATE, CQ312, TURN-OFF, 2.8 KILOVOLTS, 600 AMPERES, OEM ONLY, ROLLS ROYCE, H0500KC28					\$ 39,495.68		\$ 39,495.68
JACK NADEL, INC.	MARKETING AND PROMOTIONAL MATERIALS					\$ 54,168.46		\$ 54,168.46

METROPOLITAN ATLANTA RAPID TRANSIT AUTHORITY  
 PAYMENTS AND CONTRACTS \$20,000 OR MORE  
 (FOR THE PERIOD OF JULY 1, 2016 THROUGH JUNE 30, 2017)

Name	Purpose	CONTRACT #	AWARD DATE	TERM	AWARD AMOUNT	PAYMENTS MADE VIA SMALL PURCHASES, PO OR OTHER	TOTAL CONTRACT VALUE PAID TO DATE	TOTAL PAID IN FY 17
JAMES RIVER SOLUTION	PROCUREMENT OF ULTRA LOW SULPHUR CLEAR DIESEL FUEL AND UNLEADED GASOLINE BLENDED WITH 10% ETHANOL - LINE ITEM 1A (DIESEL)	B35589	6/25/2015	2 Years	\$ 13,788,079.00		\$ 8,371,018.33	\$ 4,890,435.86
JAMES RIVER SOLUTION	B35589 GASOLINE BLENDED WITH 10% ETHANOL - LINE ITEM 1B	B35589	6/25/2015	2 Years	\$ 6,718,783.00		\$ 4,634,179.70	\$ 2,217,943.34
JANEK	BUS PARTS AND SUPPLIES					\$ 86,178.00		\$ 86,178.00
JEM SALES, INC	GENERAL PURPOSE CLEANERS FOR REVENUE VEHICLES					\$ 133,306.25		\$ 133,306.25
JOAN BANKS & LEUDER, LARKIN & HUNTER, LLC	LEGAL SETTLEMENT					\$ 120,000.00		\$ 120,000.00
JOSEPH D. YOUNG, P.C.	LEGAL SERVICES					\$ 77,000.00		\$ 77,000.00
KAPSCH TRAFFICCOM USA, INC.	MOBILE TICKETING SYSTEM (PILOT)	P34151	1/4/2015	3 Months w (1) 3 Month Option	\$ 80,000.00		\$ 80,000.00	\$ 80,000.00
KNOWBE4, INC.	AUTHORITY-WIDE SECURITY AWARENESS AND TRAINING PROGRAM	Q38055	1/26/2017	1 Year	\$ 29,343.75		\$ 29,343.75	\$ 29,343.75
LANIER STEEL PRODUCTS, INC.	VARIOUS MAINTENANCE/REPAIR PARTS FOR RAIL TRACKWAY					\$ 535,803.85		\$ 535,803.85
LAWN CREATIONS, LLC	AUTHORITY-WIDE LANDSCAPE MAINTENANCE	B24593	10/9/2012	1 Year w (4) 1 Year Options	\$ 2,487,780.00		\$ 2,124,510.54	\$ 520,092.21
LAYER 3 COMMUNICATIONS, LLC	SOFTWARE MAINTENANCE AND SUPPORT					\$ 67,462.83		\$ 67,462.83
LB FOSTER COMPANY	RAIL PARTS AND SUPPLIES					\$ 46,849.00		\$ 46,849.00
LDV, INC.	MARTA POLICE DEPARTMENT MOBILE COMMAND VEHICLE, GSA	P36761	9/9/2016	1 Year	\$ 1,199,410.00		\$ 599,706.00	\$ 299,853.00
LEM U.S.A., INC.	AUX POWER TRANSDUCER, TRANSTECHNIK AUX POWER UNIT, VOLTAGE DETECT, DIRECT CURRENT, ALT CURRENT					\$ 103,531.21		\$ 103,531.21
LERCH BATES, INC.	ELEVATOR AND ESCALATOR CONSULTING SERVICE	A/E 18466	12/6/2010	5 Years	\$ 10,000,000.00		\$ 4,739,300.17	\$ 315,745.72
LEXISNEXIS	BACKGROUND VERIFICATIONS					\$ 30,894.20		\$ 30,894.20
LIBERTY LIFE ASSURANCE COMPANY OF BOSTON	LEGAL SETTLEMENT					\$ 27,225.00		\$ 27,225.00
LIFEMOXIE, INC	PROFESSIONAL SERVICES FOR LIFEMOXIE MENTORING AND LEADERSHIP	L38337	10/24/2016	10 Months	\$ 82,000.00		\$ 25,212.44	\$ 25,212.44
LIFEMOXIE, INC	LIFEMOXIE MENTORING AND LEADERSHIP	L38891	10/24/2016	5 Years and 3 Months	\$ 106,000.00		\$ 10,000.00	\$ 10,000.00
LINCOLN & ASSOCIATES	PROFESSIONAL RECRUITMENT SERVICES (1 OF 2 VENDORS)	L36262	1/27/2016	3 Years	\$ 97,500.00		\$ 96,250.00	\$ 61,250.00
LINCOLN ASSOCIATES	RAIL CAR PARTS - HEATING & AIR - CQ310/311/CQ312					\$ 52,175.00		\$ 52,175.00
LINK COMMERCIAL VEHICLE TESTING, INC.	BRAKE AND SUSPENSION TESTING EQUIPMENT & REPAIR SERVICES					\$ 26,943.10		\$ 26,943.10
LOCKSTEP TECHNOLOGY GROUP	NETAPP HARDWARE/SOFTWARE					\$ 519,219.43		\$ 519,219.43
LONGWOOD ELASTOMERS, INC	RAIL CAR PARTS					\$ 24,868.06		\$ 24,868.06
LORRAINE LINTON AND HER ATTY.	LEGAL SETTLEMENT					\$ 98,500.00		\$ 98,500.00
LTK ENGINEERING SERVICES	RAIL VEHICLE CONSULTING SERVICES	A/E 17359	4/28/2010	5 Years	\$ 12,231,510.00		\$ 12,118,581.68	\$ 73,154.31
LUMINATOR HOLDING, LLP	BUS PARTS					\$ 30,012.26		\$ 30,012.26
LYNCHVAL SYSTEMS WORLDWIDE, INC.	SOFTWARE MAINTENANCE					\$ 23,847.39		\$ 23,847.39
M. L. BROOKS ENTERPRISE	PROFESSIONAL AUDITOR REVIEW	L37883	4/11/2016	1 Year and 8 Months	\$ 40,000.00		\$ 35,047.50	\$ 29,685.00
M.C. DEAN, INC	FIRE PROTECTION SYSTEM UPGRADE	P13872	2/8/2010	5 Years	\$ 44,872,409.00		\$ 39,055,082.53	\$ 8,241,348.13
MAC PAPERS	PRINTING PAPER FOR AUTHORITY-WIDE USE					\$ 35,117.36		\$ 35,117.36

METROPOLITAN ATLANTA RAPID TRANSIT AUTHORITY  
 PAYMENTS AND CONTRACTS \$20,000 OR MORE  
 (FOR THE PERIOD OF JULY 1, 2016 THROUGH JUNE 30, 2017)

Name	Purpose	CONTRACT #	AWARD DATE	TERM	AWARD AMOUNT	PAYMENTS MADE VIA SMALL PURCHASES, PO OR OTHER	TOTAL CONTRACT VALUE PAID TO DATE	TOTAL PAID IN FY 17
MAC PRODUCTS, INC.	NON-INSULATED RAIL CAR/TRUCK, FLEX CONDUCTOR STRANDED BARREL TEE SPLICE STRANDS					\$ 31,362.17		\$ 31,362.17
MACTON CORPORATION	LP-JD-QD-251 - JACKING UNIT, JOYCE #QD-251					\$ 82,452.48		\$ 82,452.48
MACTON CORPORATION	JACKING UNIT, JOYCE #QD-251 JACKS RH INPUT & JACKS LH INPUT					\$ 82,452.48		\$ 82,452.48
MALLORY & EVANS SERVICE CO.	HVAC SERVICES FOR MARTA HQ COMPLEX	B37902	2/3/2017	2 Years w (3) 1 Year Options	\$ 1,551,956.00		\$ 77,270.39	\$ 44,051.00
MANSFIELD OIL CO INC.	MARTA NATURAL GAS SUPPLY	B38385	3/6/2017	24 Months	\$ 12,500,000.00		\$ 896,515.65	\$ 884,524.22
MARATHON INDUSTRIAL	ANNUAL OSHA COMPLIANCE INSPECTIONS AND CERTIFICATION OF CRANES					\$ 26,386.62		\$ 26,386.62
MARATHON TECHNICAL SERVICES USA, INC.	PROFESSIONAL SERVICES TO PROVIDE DESIGN SERVICES FOR THE CNG FUELING STATION AT HAMILTON BUS FACILITY					\$ 31,815.00		\$ 31,815.00
MARK C POPE ASSOCIATES, INC.	BATTERY BAR, BATTERIES 3DCU9 C&D, BATTERY ACID ABSORBENT, OTHER BATTERY SUPPLIES					\$ 51,347.26		\$ 51,347.26
MARSH USA, INC.	INSURANCE BROKERAGE SERVICES	P21523	6/23/2011	2 Years w (3) 1 Year Options	\$ 352,500.00		\$ 352,500.00	\$ 18,750.00
MARSH USA, INC.	INSURANCE BROKERAGE SERVICES	P36396	7/21/2016	2 Years w (3) 1 Year Options	\$ 375,000.00		\$ 52,500.00	\$ 52,500.00
MARSH USA, INC.	EXCESS LIABILITY, PROPERTY & CASUALTY INSURANCE COVERAGE					\$ 3,008,403.48		\$ 3,008,403.48
MARTIN-ROBBINS FENCE CO, INC.	REMOVAL & DISPOSAL OF EXISTING IMPACT ATTENUATOR, INSTALLATION OF NEW IMPACT ATTENUATOR					\$ 24,004.00		\$ 24,004.00
MASSANA CONSTRUCTION, LLC.	AT-GRADE TRACK SLAB REHABILITATION	B17524	10/17/2011	253 Days w 427 Days Option	\$ 6,445,305.00		\$ 6,247,740.57	\$ 622,049.13
MAXAIR MECHANICAL, INC.	PROCUREMENT OF TWO (2) SEWER GRINDERS AND ONE (1) HIGH WATER ALARM SYSTEM	Q37093	4/19/2016	1 Year	\$ 79,325.00		\$ 79,325.00	\$ 79,325.00
MAXAIR MECHANICAL, INC.	REPAIRS TO DOMESTIC WATER SYSTEM AT MARTA VINE CITY					\$ 3,128.00		\$ 3,128.00
MAYER ELECTRIC SUPPLY COMPANY, INC.	CPS AR2700M R22 REFRIGERANT RECOVERY UNIT					\$ 49,500.00		\$ 49,500.00
MAYER ELECTRIC SUPPLY COMPANY, INC.	50 WATT SELF BALLASTED LAMP 5700K 120 / 277VAC					\$ 40,680.00		\$ 40,680.00
MAYER ELECTRIC SUPPLY COMPANY, INC.	VIGILANT LED HIGH BAY LIGHT FUTURE					\$ 63,280.00		\$ 63,280.00
MAYER ELECTRIC SUPPLY COMPANY, INC.	ELECTRICAL FIXTURES, PARTS, WIRING A VARIOUS OTHER ELECTRICAL SUPPLIES					\$ 179,854.20		\$ 179,854.20
MCCLOUD TRANSPORTATION & ASSOCIATES, LLC	PROFESSIONAL SERVICES TO EVALUATE MARTA'S EFFECTIVENESS FOR THE ADMINISTRATION DIVISION	L36688	12/23/2015	1 Year	\$ 89,150.00		\$ 89,150.00	\$ 17,085.00
MCCLOUD TRANSPORTATION & ASSOCIATES, LLC	ON-CALL SERVICES OF AN ORGANIZATIONAL ASSESSMENT	L38600	10/20/2016	2 Years	\$ 199,999.00		\$ 29,400.00	\$ 29,400.00
MCGUIRE WOODS CONSULTING	PROFESSIONAL SERVICES FOR LOBBYING	L38989	1/6/2017	4 Months	\$ 45,000.00		\$ 36,000.00	\$ 36,000.00
MCGUIRE WOODS, LLP	LEGAL SERVICES					\$ 58,500.00		\$ 58,500.00
MCMASTER-CARR SUPPLY CO	RAIL PARTS AND SUPPLIES					\$ 38,790.84		\$ 38,790.84
MCPHERSON OIL CO. INC.	ENGINE OIL, COMPRESSED NATURAL GAS, OTHER OIL AND GAS PRODUCTS					\$ 432,192.66		\$ 432,192.66
MEDICAL TRANSPORTATION MANAGEMENT, INC.	ELIGIBILITY ASSESSMENT SERVICES FOR MARTA'S MOBILITY (PARATRANSIT) OPERATION	P36410	5/18/2016	3 Years w (2) 1 Year Options	\$ 2,767,724.00		\$ 428,303.50	\$ 390,841.20
MERLINOS & ASSOCIATES, INC	ACTUARIAL CONSULTING SERVICES	P37126	4/1/2016	2 Years	\$ 63,000.00		\$ 27,200.00	\$ 27,200.00
METRO VAC & BROOM, INC.	PROCUREMENT OF PARKING LOT SWEEPING	B32651	1/9/2015	2 Years w (3) 1 Year Options	\$ 363,545.41		\$ 173,491.47	\$ 77,119.08
METRO WATERPROOFING, INC.	EXPANSION JOINTS REPLACEMENT AT KING MEMORIAL RAIL STATION	Q37452	6/20/2016	120 Days	\$ 47,500.00		\$ 47,500.00	\$ 47,500.00
METRO WATERPROOFING, INC.	FIVE POINT PLAZA PROJECT WORK PERFORMED ON CONCRETE JOINTS					\$ 6,870.00		\$ 6,870.00
METROPOLITAN ATLANTA TRANSIT CONSULTANTS (MATC)	GENERAL ENGINEERING SERVICES	P5424	7/1/2007	5 Years w (5) 1 Year Options	\$ 284,229,554.00		\$206,524,145.98	\$ 20,686,792.03

METROPOLITAN ATLANTA RAPID TRANSIT AUTHORITY  
 PAYMENTS AND CONTRACTS \$20,000 OR MORE  
 (FOR THE PERIOD OF JULY 1, 2016 THROUGH JUNE 30, 2017)

Name	Purpose	CONTRACT #	AWARD DATE	TERM	AWARD AMOUNT	PAYMENTS MADE VIA SMALL PURCHASES, PO OR OTHER	TOTAL CONTRACT VALUE PAID TO DATE	TOTAL PAID IN FY 17
MHC KENWORTH ATLANTA	CUMMINS DIESEL ENGINE PARTS					\$ 37,129.98		\$ 37,129.98
MINGLEDORFF'S INC - NORCROSS	AVONDALE TCR SCROLL COMPRESSOR, MOTORMASTER, LOW AMBIENT CONTROL					\$ 22,543.17		\$ 22,543.17
MIS SCIENCES CORPORATION	E-ALERT SERVICES					\$ 21,000.00		\$ 21,000.00
MODERN TRACK MACHINERY, INC.	5 NEW VERTICAL BOLTER DIESEL ENGINE, TS-2D					\$ 79,375.00		\$ 79,375.00
MOHAWK MFG. & SUPPLY CO.	BUS PARTS AND SUPPLIES					\$ 292,327.41		\$ 292,327.41
MOHAWK RESOURCES LTD	(22720 PROCUREMENT OF SEVEN (7) NEW BUS WASH SYSTEMS FOR PERRY, LAREDO, AND HAMILTON BUS MAINTENANCE FACILITIES	P26720	9/19/2014	3 Years	\$ 1,804,708.20		\$ 1,443,766.51	\$ 341,306.90
MONUMENTAL EQUIPMENT, INC.	INSTALLATION OF A PUMP AT FIVE POINTS STATION - MATERIALS & LABOR					\$ 20,289.50		\$ 20,289.50
MORRIS MANNING & MARTIN, LLP	LEGAL SERVICES					\$ 59,583.00		\$ 59,583.00
MORS SMITT TECHNOLOGIES, INC.	RAIL CAR PARTS - CQ310/311/312,					\$ 60,696.00		\$ 60,696.00
MOTION INDUSTRIES, INC.	BUS PARTS					\$ 93,362.84		\$ 93,362.84
MOTOROLA SOLUTIONS, INC.	PROCUREMENT OF MOBILE RADIOS AND COMMUNICATIONS CONSOLETTES	P36301	10/2/2015	6 Months	\$ 1,608,419.08		\$ 1,608,419.08	\$ 526,547.83
MOTOROLA SOLUTIONS, INC.	PROCUREMENT OF MAINTENANCE AND SUPPORT SERVICES FOR THE RADIO COMMUNICATIONS SYSTEM	P36756	3/18/2016	2 Years	\$ 1,010,328.11		\$ 539,173.44	\$ 359,076.54
MOTT MACDONALD, LLC.	SOUTH YARD TEST TRACK FEASIBILITY & CONCEPTUAL DESIGN	L39390	3/15/2017	20 Weeks	\$ 138,458.00		\$ 21,097.21	\$ 21,097.21
MS TRANSIT SOLUTIONS, LLC	CQ312 RAIL PARTS & SUPPLIES					\$ 244,597.22		\$ 244,597.22
MSC INDUSTRIAL SUPPLY CO.	TOOLS AND SUPPLIES					\$ 66,127.41		\$ 66,127.41
MSCO	TOOLS AND EQUIPMENT					\$ 73,895.16		\$ 73,895.16
MUNCIE TRANSIT SUPPLY	BUS PARTS AND SUPPLIES					\$ 312,479.71		\$ 312,479.71
MV CONTRACT TRANSPORTATION, INC.	MOBILITY OPERATIONS AND MAINTENANCE SERVICES	P34324	3/4/2016	3 Years w (2) 1 Year Options	\$ 116,866,699.80		\$ 22,574,203.42	\$ 21,531,698.77
MYTHICS, INC.	PRIMAVERA LICENSES	L37923	4/29/2016	6 Months	\$ 129,709.29		\$ 129,709.29	\$ 129,709.29
MYTHICS, INC.	LICENSES, MAINTENANCE AND SUPPORT					\$ 4,164.09		\$ 4,164.09
NEBO AGENCY, LLC	PROFESSIONAL SERVICE TO REDESIGN ITSMARTA.COM AND MOBILE APPLICATION WEBSITE	L34856	12/32/14	1 Year	\$ 159,000.00		\$ 159,000.00	\$ 80,000.00
NEW FLYER OF AMERICA	CNG, DIESEL, AND HYBRID TRANSIT BUSES	B24769	4/2/2013	5 Years	\$ 140,963,185.00		\$132,857,090.98	\$ 8,873.32
NEW FLYER OF AMERICA	PURCHASE OF SIXTY FOOT (60') ARTICULATED BUSES	P35541	2/26/2016	5 Years	\$ 15,300,000.09		\$ 15,195,409.20	\$ 15,195,409.20
NEXTRAN TRUCK CENTER	NON-REVENUE HEAVY VEHICLE REBUILD					\$ 28,382.30		\$ 28,382.30
NOBLE SUPPLY & LOGISTICS	ELERTS TPD GOLD PACKAGE TRANSIT POLICE RIDER COMMUNICATION SYSTEM					\$ 67,152.44		\$ 67,152.44
NORFOLK SOUTHERN RAILWAY CO.	PRELIMINARY ENGINEERING AND REAL ESTATE SERVICES	L38203	8/14/2015	2 years	\$ 300,000.00		\$ 204,970.66	\$ 204,970.66
NORFOLK SOUTHERN RAILWAY CO.	PRELIMINARY ENGINEERING AND REAL ESTATE SERVICES					\$ 15,035.00		\$ 15,035.00
NORRED & ASSOCIATES, INC.	ARMED SECURITY GUARD COVERAGE FOR REVENUE OPERATIONS	B32346-A	3/3/2015	2 Years w (1) 1 Year Option	\$ 809,841.24		\$ 474,027.06	\$ 215,335.09
NORTHEAST LUBRICANTS, LTD.	PROCUREMENT OF EXTENDED SERVICE ANTIFREEZE	B37757	10/14/2016	3 Years w (1) 1 Year Option	\$ 222,840.00		\$ 77,028.63	\$ 61,871.45
OFFICE DEPOT, INC-FLORIDA	OFFICE SUPPLIES					\$ 36,721.55		\$ 36,721.55
OMEGA MEDIA GROUP, INC.	2016 MARTA SCAVENGER HUNT					\$ 23,290.00		\$ 23,290.00

METROPOLITAN ATLANTA RAPID TRANSIT AUTHORITY  
 PAYMENTS AND CONTRACTS \$20,000 OR MORE  
 (FOR THE PERIOD OF JULY 1, 2016 THROUGH JUNE 30, 2017)

Name	Purpose	CONTRACT #	AWARD DATE	TERM	AWARD AMOUNT	PAYMENTS MADE VIA SMALL PURCHASES, PO OR OTHER	TOTAL CONTRACT VALUE PAID TO DATE	TOTAL PAID IN FY 17
ONE RING NETWORKS, INC.	IT PARTS FOR VARIOUS LOCATIONS					\$ 35,168.76		\$ 35,168.76
ONE STOP PRODUCTIONS	STATE OF MARTA BREAKFAST (FINAL BALANCE)					\$ 22,350.00		\$ 22,350.00
OPEN TEXT INC	RENEWAL OF MAINTENANCE & SUPPORT FOR BUSINESS INTELLIGENCE					\$ 33,839.85		\$ 33,839.85
OPEN TEXT, INC.	OPEN TEXT SOFTWARE UPGRADE	P34019	8/7/2014	2 Years w (2) 1 Year Options	\$ 282,497.82		\$ 282,497.81	\$ 95,571.36
ORACLE AMERICA, INC.	MAINTENANCE SUPPORT FOR ORACLE DATABASE, ERP, AND ID MANAGEMENT LICENSES	P27978	12/4/2012	5 Years and 4 Months	\$ 5,303,498.75		\$ 3,986,692.60	\$ 1,315,962.86
ORIGAMI RISK, LLC	RISK MANAGEMENT INFORMATION SYSTEM	P30861	12/15/2014	3 Years w (2) 1 Year Options	\$ 565,682.00		\$ 476,421.00	\$ 136,723.00
ORIGINAL 7	RESTROOM DEODORIZER FOR RESTROOMS AND ELEVATORS					\$ 41,212.51		\$ 41,212.51
ORX	AC WHEEL / AXLE OVERHAUL & REPAIR	B23566	1/7/2013	2 Years w (2) 1 Year Options	\$ 5,483,675.40		\$ 5,481,497.00	\$ 403,926.00
OSLV ITALIA SRI	WIPER-MOTOR WINDSHIELD ASSEMBLY-CQ312					\$ 34,000.00		\$ 34,000.00
OVERHEAD DOOR CO. OF ATLANTA	BUS MAINTENANCE FACILITY OVERHEAD DOOR REPLACEMENT	B26985	10/22/2014	309 Days	\$ 2,424,874.00		\$ 1,693,221.50	\$ 540,809.50
OVERHEAD DOOR CO. OF ATLANTA	OVERHEAD DOOR REPLACEMENT					\$ 189,051.26		\$ 189,051.26
PARKS, CHESIN & WALBERT, P.C.	LEGAL SETTLEMENT					\$ 66,660.00		\$ 66,660.00
PCMG, INC.	SAP BUSINESS OBJECTS ENTERPRISE MAINTENANCE & SUPPORT					\$ 21,789.00		\$ 21,789.00
PEAKE, INC.	MOBILE COMMAND VEHICLE SYSTEM INTEGRATION	L39000	2/17/2017	18 months	\$ 97,500.00		\$ 22,397.07	\$ 22,397.07
PEIKER ACUSTIC, INC.	HAND-SET, CENTRAL-CONTROL, CQ310/311/312, COMMUNICATIONS CONTROL UNIT					\$ 27,962.10		\$ 27,962.10
PELCO COMPONENT TECHNOLOGIES	TIME DELAY RELAYS					\$ 29,374.40		\$ 29,374.40
PENSION BOARD CONSULTANTS	CONSULTING SERVICES					\$ 20,441.00		\$ 20,441.00
PEOPLE'S JANITORIAL SUPPLIES	JANITORIAL CLEANING SUPPLIES					\$ 324,322.87		\$ 324,322.87
PERFORMANCE FRICTION CORPORATION	BRAKE LINING SET - ATLANTIC STATION BUS, SR1461, NF-G40-14, SR1858, N2G, OEM ONLY					\$ 73,481.60		\$ 73,481.60
PERFORMANCE REVIEW INSTITUTE, INC.	REGISTRAR AND EXTERNAL AUDITOR FOR ISO 14001 EMS					\$ 22,754.71		\$ 22,754.71
PINNACLE TOWERS INC.	TOWER SPACE RENTAL FOR COMMUNICATIONS SYSTEM					\$ 37,993.89		\$ 37,993.89
PITNEY BOWES RESERVE ACCOUNT	POSTAGE SERVICES					\$ 75,000.00		\$ 75,000.00
PITNEY BOWES, INC.	POSTAGE SERVICES					\$ 64,771.25		\$ 64,771.25
PLASSER AMERICAN CORPORATION	PROCUREMENT OF A SWITCH PRODUCTION TAMPER	B35808	12/18/2015	14 Months	\$ 989,500.00		\$ 989,500.00	\$ 989,500.00
PLASSER AMERICAN CORPORATION	SWITH PRODUCTION TAMPER					\$ 4,015.75		\$ 4,015.75
PLASTIC CARD SYSTEMS, INC.	PRINTER, MAINTENANCE, SUPPLIES, SMART CARD ENCODER					\$ 63,209.80		\$ 63,209.80
POLLOCK PAPER DISTRIBUTORS	TOILET PAPER					\$ 56,949.50		\$ 56,949.50
POST GLOVER RESISTORS, INC.	RAIL CAR BRAKE PARTS					\$ 138,904.06		\$ 138,904.06
POTTS OFFSET SERVICE, INC.	PARTS - PRINT SHOP					\$ 20,626.73		\$ 20,626.73
POWER HOUSE TERMITE AND PEST CONTROL, INC.	PEST CONTROL SERVICES					\$ 34,484.00		\$ 34,484.00
POWER PRODUCTS UNLIMITED	BATTERIES, CHARGER BASES FOR HAND HELD PORTABLE RADIO'S					\$ 35,851.00		\$ 35,851.00



METROPOLITAN ATLANTA RAPID TRANSIT AUTHORITY  
 PAYMENTS AND CONTRACTS \$20,000 OR MORE  
 (FOR THE PERIOD OF JULY 1, 2016 THROUGH JUNE 30, 2017)

Name	Purpose	CONTRACT #	AWARD DATE	TERM	AWARD AMOUNT	PAYMENTS MADE VIA SMALL PURCHASES, PO OR OTHER	TOTAL CONTRACT VALUE PAID TO DATE	TOTAL PAID IN FY 17
PRECISION MACHINE & TOOL WORKS, INC.	RAIL CAR PARTS					\$ 27,765.00		\$ 27,765.00
PRESIDIO NETWORKED SOLUTIONS	ANNUAL RENEWAL FOR F5 LOAD BALANCERS					\$ 102,301.85		\$ 102,301.85
PRESIDIO NETWORKED SOLUTIONS	VM WARE RENEWAL					\$ 115,464.86		\$ 115,464.86
PRESIDIO NETWORKED SOLUTIONS	SOFTWARE LICENSING, SUPPORT AND MAINTENANCE					\$ 26,821.67		\$ 2,682,167.00
PREVOST PARTS	BUS PARTS					\$ 20,443.87		\$ 20,443.87
PRI	REGISTRAR AND EXTERNAL AUDITOR FOR ISO 14001 ENVIRONMENTAL MANAGEMENT SYSTEM (EMS) CERTIFICATION	L38702	12/5/2016	3 Years	\$ 33,242.50		\$ 22,754.71	\$ 22,754.71
PROGRESSIVE SUPPLY	VARIOUS PARTS AND SUPPLIES					\$ 93,716.19		\$ 93,716.19
PUBLIC FACILITIES & SERVICES	MONTHLY SERVICE, MAINTENANCE & MONITORING OF AUTOMATED PUBLIX RESTROOMS					\$ 136,747.73		\$ 136,747.73
PUMPING SYSTEMS, INC.	FLOWSERVE MODEL-12EHM FPD-B30 PUMP WITH 50 H.P. 230/460 VOLT 3PH 60HZ ELECTRIC MOTOR.					\$ 23,973.00		\$ 23,973.00
QUALYS, INC.	QUALYS SOFTWARE					\$ 47,317.50		\$ 47,317.50
QUINTON BUTLER AND PHILLIP L. WESTEE, HIS ATTY	LEGAL SETTLEMENT					\$ 275,000.00		\$ 275,000.00
R. B. ROBINSON	PROFESSIONAL SERVICES FOR LOBBYING	L38986	1/6/2017	4 Months	\$ 20,000.00		\$ 20,000.00	\$ 20,000.00
RADIO ONE, INC.	CERT OF INSURANCE					\$ 27,985.00		\$ 27,985.00
RAILROAD FRICTION PRODUCTS CORP.	RAILCAR BRAKE PARTS & SUPPLIES					\$ 40,017.60		\$ 40,017.60
RAILTECH BOUTET, INC.	REFRACTORY PASTE, IGNITERS, MOLD JACKET, BASE PLATE, & FREIGHT					\$ 24,142.85		\$ 24,142.85
RAM INDUSTRIAL SERVICES, INC.	PROCUREMENT OF SMALL AC MOTOR OVERHAUL AND REPAIR SERVICES	B34369	6/15/2015	2 Years w (1) 1 Year Option	\$ 671,817.00		\$ 261,138.00	\$ 197,442.00
REACHLOCAL, INC.	MARTA DIGITAL ADVERTISING					\$ 29,906.07		\$ 29,906.07
READY FITNESS	FITNESS EQUIPMENT FOR BROWNS MILLS					\$ 68,535.96		\$ 68,535.96
RED THE UNIFORM TAILOR, INC	MPD POLICE UNIFORMS AND EQUIPMENT - GROUP 3	B34185A	3/11/2016	3 Years w (1) 1 Year Options	\$ 1,923,836.47		\$ 280,022.42	\$ 255,640.70
REGIONAL LIGHTING, LLC	BALLASTS, LAMPS AND OTHER PARTS					\$ 33,747.72		\$ 33,747.72
RELIABLE HYDRAULICS	HYDRAULICS REPAIR SERVICES					\$ 29,990.30		\$ 29,990.30
RELIABLE TRANSMISSION	BUS MAINTENANCE	B36093	11/28/2016	2 Years with No Options	\$ 371,500.00		\$ 37,950.00	\$ 37,950.00
RELIABLE TRANSMISSION SERVICE	TRANSMISSION REPAIR SERVICES					\$ 97,860.00		\$ 97,860.00
RESOURCE SUPPLY MANAGEMENT	PROFESSIONAL ENERGY CONSULTING SERVICES	L36208	4/28/2016	1 Year and 3 Months	\$ 189,750.00		\$ 167,887.50	\$ 167,887.50
ROBERT HALF INTERNATIONAL, INC.	PROFESSIONAL AUDITING SERVICES	L38015	6/15/2016	1 Year	\$ 200,000.00		\$ 193,664.95	\$ 193,664.95
ROBERT HALF INTERNATIONAL, INC.	TEMPORARY EMPLOYMENT SERVICES					\$ 23,137.00		\$ 23,137.00
ROYAL BRASS & HOSE	SUPPLIES - CLAMPS, VALVES, BANDING, STEEL-STRAPPING, SEALANT, PIPES, ETC.					\$ 20,713.01		\$ 20,713.01
RUBIO & SON INTERIORS	FACILITIES REPAIRS - VARIOUS					\$ 313,150.87		\$ 313,150.87
RUSH TRUCK CENTERS OF GEORGIA, INC.	REPAIRS AND PARTS FOR VEHICLES					\$ 26,307.49		\$ 26,307.49
S & S FLOORING COMPANY, INC.	INTALLATION, CLEANING AND REPAIR OF EPOXY FLOORING SYSTEMS - VARIOUS RAIL STATIONS					\$ 33,435.00		\$ 33,435.00
S.G.A.	VARIOUS PARTS/SUPPLIES FOR CQ312 L-CARE					\$ 28,810.00		\$ 28,810.00

METROPOLITAN ATLANTA RAPID TRANSIT AUTHORITY  
 PAYMENTS AND CONTRACTS \$20,000 OR MORE  
 (FOR THE PERIOD OF JULY 1, 2016 THROUGH JUNE 30, 2017)

Name	Purpose	CONTRACT #	AWARD DATE	TERM	AWARD AMOUNT	PAYMENTS MADE VIA SMALL PURCHASES, PO OR OTHER	TOTAL CONTRACT VALUE PAID TO DATE	TOTAL PAID IN FY 17
SAFT AMERICA, INC.	BATTERY-SET, RAIL-CAR, CQ310/311, L-CARE, SET OF 25 BATTERIES					\$ 66,108.59		\$ 66,108.59
SAMUEL MASSEY AS SURVIVING SPOUSE	LEGAL SETTLEMENT					\$ 37,500.00		\$ 37,500.00
SANBOX COMMUNITIES, LLC	PROFESSIONAL SERVICES TO PROVIDE A STRATEGIC PARTNERSHIP WITH ATLANTA COMMUNITIES	L38542	9/13/2016	1 Year	\$ 25,000.00		\$ 25,000.00	\$ 25,000.00
SCANNING AMERICA, INC.	DOCUMENT IMAGING OF PAPER RECORDS	Q35787	2/24/2016	180 Days	\$ 23,000.00		\$ 23,000.00	\$ 23,000.00
SCHALTBAU NORTH AMERICA	RAIL ELECTROMECHANICAL COMPONENTS					\$ 32,448.81		\$ 32,448.81
SCHINDLER ELEVATOR CORPORATION	ELEVATOR AND ESCALATOR MAINTENANCE SERVICES	B19655	8/6/2010	3 Years w (2) 1 Year Options	\$ 32,648,374.00		\$ 30,673,147.58	\$ 3,041,942.05
SCHINDLER ELEVATOR CORPORATION	ELEVATOR AND ESCALATOR MAINTENANCE CONTRACT	P28505	6/5/2017	3,440 Days	\$ 67,837,171.22		\$ 3,891,968.63	\$ 3,891,968.63
SCHINDLER ELEVATOR CORPORATION	ELEVATOR AND ESCALATOR MAINTENANCE CONTRACT (REHABILITATION)	P28505	6/5/2017	3,440 Days	\$ 149,859,706.00		\$ 1,482,420.43	\$ 1,482,420.43
SECOVA, INC.	MARTA ON-LINE BENEFITS ADMINISTRATION AND ENROLLMENT SERVICES	P35714	2/6/2016	3 Years w (2) 1 Year Options	\$ 2,555,530.00		\$ 410,525.68	\$ 266,340.31
SHARED SOLUTIONS AND SERVICES, INC.	CUSTOMIZATION OF APR CUSTOMER CARE REPORT					\$ 22,892.50		\$ 22,892.50
SHI INTERNATIONAL CORP.	RENEWAL OF AUTHORITY-WIDE MICROSOFT SOFTWARE LICENSING	P32248	3/1/2014	3 Years	\$ 2,485,000.00		\$ 2,472,890.75	\$ 761,220.25
SHI INTERNATIONAL CORP.	OM3500 RENEWAL					\$ 20,032.08		\$ 20,032.08
SHI INTERNATIONAL CORP.	SPLUNK CLOUD SUBSCRIPTIONS AND APPLICATION FOR ENTERPRISE SECURITY					\$ 129,423.33		\$ 129,423.33
SHI INTERNATIONAL CORP.	ANNUAL SUB TENABLE NETWORK SECURITY					\$ 4,396.04		\$ 4,396.04
SHL USA INC.	CONDUCT MARTA ASSESSMENT	Q38196	10/21/2016	1 Year	\$ 42,908.50		\$ 32,179.88	\$ 32,179.88
SIEMENS TRANSPORTATION SYSTEMS	ATLANTA STREET CAR PROJECT, CARS #1, #2, #3, AND #4	P22944	4/29/2011	1 Year and 7 Months	\$ 18,006,000.00		\$ 18,581,914.29	\$ 259,587.07
SIGNAL POINT SYSTEMS, INC. DBA LYNX POWER SYSTEMS	PROCUREMENT OF INSPECTION AND MAINTENANCE OF GENERATORS	Q34721	3/23/2015	2 Years and 6 Months	\$ 156,880.00		\$ 101,949.43	\$ 50,725.29
SIMMONS MACHINE TOOL CORP	SUPPLIES AND MAINTENANCE FOR WHEEL TRUING MACHINE					\$ 60,932.96		\$ 60,932.96
SINGLE SOURCE, INC	BODY SHOP SUPPLIES FOR BUS REPAIRS					\$ 20,529.75		\$ 20,529.75
SMITH SYSTEMS, INC.	SENSOR, SPEED, CQ310/311/312, L-CARE, PROPULSION, GEAR UNITS					\$ 25,076.70		\$ 25,076.70
SMS SYSTEMS MAINTENANCE SERVICES, INC.	RENEWAL OF HITACHI SUPPORT FOR PREMIUM 7X24X2 RESPONSE					\$ 36,888.00		\$ 36,888.00
SNAP-ON TOOLS CORPORATION	TOOLS AND EQUIPMENT					\$ 22,406.14		\$ 22,406.14
SNC-LAVALIN RAIL & TRANSIT, INC.	BUS AND RAIL VEHICLE CONSULTING SERVICES (RAIL)					\$ 22,712.33		\$ 22,712.33
SOFTCHOICE CORPORATION	CISCO CISCO ONE SYSTEM					\$ 155,718.14		\$ 155,718.14
SOFTCHOICE CORPORATION	SOLARWINDS LICENSES					\$ 42,851.15		\$ 42,851.15
SOFTCHOICE CORPORATION	SOFTWARE, LICENSING & SUPPORT, CISCO/ADOBE/SOLAR WINDS					\$ 19,132.75		\$ 19,132.75
SOLVIX SOLUTIONS	TELEPHONE MAINTENANCE INVENTORY					\$ 36,364.00		\$ 36,364.00
SOUTH EAST TRANSPORTATION, LLC.	PROCUREMENT OF NON-REVENUE VEHICLE TOWING SERVICES	Q34193	9/15/2014	2 Years w (1) 1 Year Option	\$ 91,500.00		\$ 83,024.00	\$ 28,607.50
SOUTHERN COMPUTER WAREHOUSE, INC.	REPLACEMENT COMPUTERS FOR VARIOUS LOCATIONS, TONER AND SUPPLIES					\$ 55,425.77		\$ 55,425.77
SOUTHERN METALCRAFT, INC.	RAIL CAR PARTS					\$ 117,812.50		\$ 117,812.50
SOUTHERN TECHNOLOGIES CORP.	RAIL CAR PARTS					\$ 118,933.86		\$ 118,933.86

METROPOLITAN ATLANTA RAPID TRANSIT AUTHORITY  
 PAYMENTS AND CONTRACTS \$20,000 OR MORE  
 (FOR THE PERIOD OF JULY 1, 2016 THROUGH JUNE 30, 2017)

Name	Purpose	CONTRACT #	AWARD DATE	TERM	AWARD AMOUNT	PAYMENTS MADE VIA SMALL PURCHASES, PO OR OTHER	TOTAL CONTRACT VALUE PAID TO DATE	TOTAL PAID IN FY 17
SOUTHLAND PRINTING COMPANY, INC.	PRINTING SERVICES					\$ 26,318.80		\$ 26,318.80
SPECIALTY MANUFACTURING, INC.	RETROFIT CQ312 LIGHTING SYSTEMS					\$ 25,807.08		\$ 25,807.08
SPERRY RAIL SERVICE	PROCUREMENT OF ULTRASONIC TESTING SERVICES FOR RUNNING RAIL	B25689	6/11/2012	3 Years w (2) 1 Year Options	\$ 598,009.60		\$ 355,169.50	\$ 61,540.80
SPRINT/NEXTEL	AUTHORITY-WIDE WIRELESS COMMUNICATION DEVICES	P35443	5/1/2015	2 Years	\$ 558,284.00		\$ 485,223.67	\$ 287,931.41
SQUIRE, VIVIAN	LEGAL SETTLEMENT					\$ 43,335.00		\$ 43,335.00
SRC VENTURES LLC	ASSESSMENT (CLEAN & CCTV) OF EXISTING STORM DRAIN LINE FOR MCDANIEL TUNNEL					\$ 41,410.00		\$ 41,410.00
STATE BOARD OF WORKERS' COMPENSATION	WC SETTLEMENT					\$ 80,125.53		\$ 80,125.53
STERLING INFOSYSTEMS, INC.	BACKGROUND SCREENS	P37760	9/7/2016	2 Years	\$ 119,531.00		\$ 69,005.92	\$ 60,980.50
STERTIL-KONI	PROCUREMENT OF STEAM BAY REPLACEMENT AT HAMILTON	P35864	9/30/2015	6 Months	\$ 126,889.64		\$ 106,215.06	\$ 106,215.06
STONE TABLET, LLC DBA LABORSOFT	SOFTWARE LICENSING, SUPPORT AND MAINTENANCE					\$ 50,580.00		\$ 50,580.00
STORAGE ENGINE, INC.	MAINTENANCE SUPPORT FOR STORAGE ENGINE NETWORK	B24057	8/15/2011	3 Years w (2) 1 Year Options	\$ 1,300,000.00		\$ 1,209,658.77	\$ 83,997.15
STORAGE ENGINE, INC.	PROFESSIONAL SERVICES FOR PILOT COMMVAULT SOLUTION	L36796	1/13/2016	5 Months	\$ 36,124.19		\$ 36,124.19	\$ 36,124.19
SUPERB PRESSURE WASHING & RESTORATION	PRESSURE WASHING SERVICES					\$ 31,721.01		\$ 31,721.01
SWIGER COIL SYSTEMS A WABTEC CO	PROCUREMENT OF AC TRACTION MOTOR OVERHAUL AND REPAIR SERVICES	B33498	12/4/2014	2 Years w (1) 1 Year Option	\$ 6,214,390.00		\$ 5,513,197.00	\$ 1,713,656.00
SYSTEMS DISTRIBUTORS, INC.	CLOSED CIRCUIT TELEVISION PARTS & SUPPLIES					\$ 20,771.65		\$ 20,771.65
T&S TRADING & ENTERPRISE	SHEATH, CABLE-PROTECT, CQ312, L-CARE, TRUCK, WIRING, ANSALDOBREDA, AA00J8G					\$ 33,600.00		\$ 33,600.00
TAILFIN MARKETING, LLC	STATE OF MARTA BREAKFAST PRESENTATION					\$ 20,000.00		\$ 20,000.00
TARIM CONSULTING, LLC	ORACLE COST OPTIMIZATION AND RISK MITIGATION	L38661	10/25/2016	1 Year and 8 Months	\$ 69,500.00		\$ 34,500.00	\$ 23,000.00
TASER INTERNATIONAL	TASER EQUIPMENT					\$ 70,423.25		\$ 70,423.25
TECHNICAL MAINTENANCE, INC.	CALIBRATION SERVICES FOR TEST EQUIPMENT					\$ 62,286.00		\$ 62,286.00
TEKDOG, INC.	RENEWAL OF NINTEX SHAREPOINT PRODUCTS					\$ 22,000.00		\$ 22,000.00
TELMAR NETWORK TECHNOLOGY	CTAC SUPPORT SERVICES/REPAIR AND RETURN SERVICES					\$ 61,830.00		\$ 61,830.00
TENNANT SALES AND SERVICE CO.	HEAVY DUTY CLEANING MACHINES, PARTS FOR REPAIRS AND MAINTENANCE					\$ 57,133.23		\$ 57,133.23
TEQUIPMENT.NET	ELECTRONIC EQUIPMENT					\$ 26,504.05		\$ 26,504.05
TERESA WATKINS AND HER ATTY STEVEN M. BARNETT	LEGAL SETTLEMENT					\$ 95,000.00		\$ 95,000.00
TESSCO	ELECTRONIC EQUIPMENT					\$ 35,472.44		\$ 35,472.44
THE AFTERMARKET PARTS COMPANY, LLC	BUS PARTS/REPLACEMENT PARTS					\$ 4,258,254.11		\$ 4,258,254.11
THE COLLABORATIVE FIRM, LLC	TRANSPORTATION SUMMIT-EXECUTION					\$ 30,000.00		\$ 30,000.00
THE ESTATE OF ALICE MASSEY	LEGAL SETTLEMENT					\$ 37,500.00		\$ 37,500.00
THE HON COMPANY	OFFICE FURNITURE VARIOUS LOCATIONS					\$ 38,583.28		\$ 38,583.28
THE MCPHERSON COMPANIES, INC.	PROCUREMENT OF ENGINE OIL	B32040	4/30/2014	3 Year	\$ 659,439.75		\$ 658,055.90	\$ 32,629.65

METROPOLITAN ATLANTA RAPID TRANSIT AUTHORITY  
 PAYMENTS AND CONTRACTS \$20,000 OR MORE  
 (FOR THE PERIOD OF JULY 1, 2016 THROUGH JUNE 30, 2017)

Name	Purpose	CONTRACT #	AWARD DATE	TERM	AWARD AMOUNT	PAYMENTS MADE VIA SMALL PURCHASES, PO OR OTHER	TOTAL CONTRACT VALUE PAID TO DATE	TOTAL PAID IN FY 17
THE MCPHERSON COMPANIES, INC.	PROCUREMENT OF ENGINE OIL	Q37764	10/3/2016	1 Year	\$ 131,950.50		\$ 129,963.21	\$ 129,963.21
THE PEST BUREAU	PEST CONTROL					\$ 36,025.50		\$ 36,025.50
THE R.B. ROBINSON COMPANY, LLC	PROFESSIONAL SERVICES FOR STATE LOBBYING	L38986	1/6/2017	4 Months	\$ 20,000.00		\$ 20,000.00	\$ 20,000.00
THE ROYSTER GROUP, INC.	PROFESSIONAL RECRUITMENT SERVICES (2 OF 2 VENDORS)	L36262	1/27/2016	3 Years	\$ 103,750.00		\$ 103,700.00	\$ 103,700.00
THERMO KING ATLANTA, INC.	HVAC UNITS AND HVAC REPAIR PARTS FOR BUSES					\$ 412,277.23		\$ 412,277.23
THOM MCKINNEY & ASSOCIATES, INC	PROFESSIONAL SERVICES FOR THE DEVELOPMENT AND COACHING SERVICES FOR THE ADMINISTRATION DIVISION	L36689	11/5/2015	1 Year	\$ 157,920.00		\$ 150,720.00	\$ 74,770.00
THOMCO SPECIALTY PRODUCTS	BUS WINDOW FILM SHIELD MATERIALS - PAINT SHOP SUPPLIES					\$ 74,068.07		\$ 74,068.07
TIMOTHY ADAM SHUMAKER	EVENT PHOTOGRAPHY					\$ 30,746.00		\$ 30,746.00
TITAN TECHNOLOGY SOLUTIONS US, INC.	HOT SPOTS FOR BUS & RAIL					\$ 70,680.00		\$ 70,680.00
TLS ELECTRICAL CO., INC.	ELECTRICAL SERVICES, INSTALLATION OF HEATERS					\$ 46,773.24		\$ 46,773.24
T-MOBILE	COMMUNICATION SERVICES					\$ 14,611.64		\$ 14,611.64
T-MOBILE USA, INC.	CELLULAR DATA TELECOMMUNICATION SERVICES	P38056	10/5/2016	3 Years w (2) 1 Year Options	\$ 2,594,070.00		\$ 103,053.63	\$ 46,386.76
TOLAR MANUFACTURING COMPANY, INC.	BUS SHELTERS					\$ 193,160.00		\$ 193,160.00
TOTAL FILTRATION	AIR FILTERS, HVAC PRODUCTS					\$ 21,420.96		\$ 21,420.96
TRANE U.S. INC.	HAMILTON REPLACEMENT-17.5 TON PKGD GAS/ELEC ROOF TOP UNITS					\$ 23,711.66		\$ 23,711.66
TRANSIT PARTS EXPRESS	BRACKET, TRACTION-MOTOR, CQ310, TRUCK, LOWER SUSPENSION,					\$ 22,032.00		\$ 22,032.00
TRANSPORTATION MECHANICS AND LOGISTICS	CLARK FORKLIFT-REPAIRS					\$ 106,816.34		\$ 106,816.34
TRANSPORTATION RESOURCE ASSOCIATES, INC.	PUBLIC TRANSPORTATION AND SAFETY MANAGEMENT SOFTWARE					\$ 40,080.25		\$ 40,080.25
TRANSTECH OF S.C., INC.	TRANSIT ELECTRIFICATION PRODUCTS					\$ 238,909.44		\$ 238,909.44
TRAPEZE SOFTWARE GROUP, INC.	TRAPEZE FULL SUITE UPGRADE	P25121	4/9/2012	2 Years	\$ 1,007,346.00		\$ 699,734.53	\$ 33,060.95
TRAPEZE SOFTWARE GROUP, INC.	TRAPEZE MASTER AGREEMENT (MAINTENANCE,SERVICES, HARDWARE AND SOFTWARE)	P34149	12/1/2014	3 Years w (2) 1 Year Options	\$ 18,369,085.00		\$ 6,394,299.71	\$ 1,977,209.58
TRAPEZE SOFTWARE GROUP, INC.	UPGRADES/MAINTENANCE FOR BUS RADIO, AVL AND ASSET MANAGEMENT SYSTEMS					\$ 846,769.38		\$ 846,769.38
TRI-POWER TRADING CO., INC.	PARTS FOR ENGINES					\$ 41,973.00		\$ 41,973.00
TTA SYSTEMS LLC	PROCUREMENT OF CQ311 / CQ312 TRUCK MODIFICATION SERVICES	B33292	4/15/2015	244 Weeks	\$ 7,055,376.00		\$ 1,781,232.20	\$ 1,520,694.71
TURBO POWER SYSTEMS, LTD	ELECTRICAL MOTORS, GENERATORS AND POWER ELECTRONICS					\$ 57,667.70		\$ 57,667.70
U.S. MECHANICAL, LLC	FIVE POINTS STATION INSTALL LADDER GRAB BARS - ROOMS EM-9 & EM-10					\$ 24,747.00		\$ 24,747.00
UNIFIED RUBBER CORP	MOLDED RUBBER PRODUCTS					\$ 127,554.10		\$ 127,554.10
UNITED REFRIGERATION	FREON, R-22, 125 POUNDS, REFILLABLE CYLINDERS					\$ 228,648.22		\$ 228,648.22
UNITED RENTAL NORTH AMERICA, INC.	SCISSOR LIFT					\$ 67,146.27		\$ 67,146.27
UNIVERSAL ENVIRONMENTAL SVCS,	REMOVAL & DISPOSAL OF INDUSTRIAL WASTE WATER AND SLUDGE	Q38648	2/6/2017	6 Months	\$ 199,450.00		\$ 63,434.00	\$ 63,434.00
UNIVERSAL ENVIRONMENTAL SVCS,	REMOVAL OF WASTE WATER IN ELEVATOR PITS AT BROWNS MILL					\$ 2,482.50		\$ 2,482.50

METROPOLITAN ATLANTA RAPID TRANSIT AUTHORITY  
 PAYMENTS AND CONTRACTS \$20,000 OR MORE  
 (FOR THE PERIOD OF JULY 1, 2016 THROUGH JUNE 30, 2017)

Name	Purpose	CONTRACT #	AWARD DATE	TERM	AWARD AMOUNT	PAYMENTS MADE VIA SMALL PURCHASES, PO OR OTHER	TOTAL CONTRACT VALUE PAID TO DATE	TOTAL PAID IN FY 17
UNIVERSITY OF GEORGIA	ECONOMIC IMPACT AND LABOR MOBILITY STUDY	L35635	6/15/2015	1 Year	\$ 154,325.00		\$ 128,604.16	\$ 102,883.32
UNIVERSITY OF GEORGIA	PROFESSIONAL SERVICES FOR BUSINESS WRITING WITH COACHING COMPONENT	L37973	5/4/2016	1 Month	\$ 12,500.00		\$ 12,500.00	\$ 12,500.00
UNIVERSITY OF GEORGIA	INTERGOVERNMENTAL AGREEMENT FOR LEADERSHIP DEVELOPMENT AND SUPERVISORY TRAINING	P36059	2/1/2016	3 Years	\$ 300,000.00		\$ 17,410.00	\$ 17,410.00
UNIVERSITY OF GEORGIA	VARIOUS TRAINING CLASSES FOR EMPLOYEES					\$ 67,640.00		\$ 67,640.00
UPMC BENEFIT MANAGEMENT SERVICES, INC.	LEAVE OF ABSENCE ADMINISTRATION SERVICES CONTRACT	P35334	5/1/2016	3 Years	\$ 1,705,750.00		\$ 409,443.50	\$ 409,443.50
URBAN REDEVELOPMENT AGENCY	URBAN REDEVELOPMENT PLAN					\$ 33,000.00		\$ 33,000.00
URS CORPORATION	ENVIRONMENTAL ENGINEERING PROFESSIONAL SERVICES	A/E 30754	5/22/2014	5 Years w (5) 1 Year Options	\$ 30,000,000.00		\$ 7,497,521.96	\$ 3,570,894.84
URS ENERGY & CONSTRUCTION, INC.	DESIGN-BUILD SERVICES ATLANTA STREETCAR PROJECT	P21954	3/16/2012	1 Year and 9 months	\$ 61,630,655.00		\$ 61,630,655.00	\$ 4,900,680.18
URS ENERGY & CONSTRUCTION, INC.	DESIGN-BUILD SERVICES ATLANTA STREETCAR PROJECT					\$ 4,121,612.75		\$ 4,121,612.75
UTC RAIL & AIR SOURCES, INC.	PROCUREMENT OF AC WHEEL/AXLE OVERHAUL AND REPAIR SERVICES	B36724	8/12/2016	3 Years w (1) 1 Year Options	\$ 9,428,161.20		\$ 1,109,307.27	\$ 1,109,307.27
UTILITIES PROTECTION CENTER	1ST QUARTER 2017 MEMBERSHIP FEE					\$ 30,942.98		\$ 30,942.98
VAPOR STONE RAIL SYSTEMS	REPLACEMENT /REPAIR PARTS FOR RAIL CARS					\$ 1,296,663.38		\$ 1,296,663.38
VEAL CONCRETE, INC	FACILITY REPAIRS/REPLACEMENT FOR ASPHALT AND CONCRETE SURFACES AND STRUCTURES					\$ 70,740.00		\$ 70,740.00
VENETIA HALL & HER ATTY	LEGAL SETTLEMENT					\$ 102,500.00		\$ 102,500.00
VERITECH, INC.	COOLANT SENSORS & EQUIPMENT					\$ 92,989.93		\$ 92,989.93
VOLKERT, INC.	STRUCTURAL INSPECTION ENGINEERING SERVICES	A/E 22541	8/21/2012	5 Years w (5) 1 Year Options	\$ 6,500,000.00		\$ 2,735,685.46	\$ 772,954.15
VONCREATIONS, INC.	MARTA-FAMILY FUND DAY					\$ 62,863.35		\$ 62,863.35
VOSS ELECTRIC CO. DBA VOSS LIGHTING	LAMPS AND BALLASTS					\$ 30,140.67		\$ 30,140.67
W. W. WILLIAMS SE, INC.	PROCUREMENT OF NEW ALLISON B400R TRANSMISSIONS	P38332	12/1/2016	1 Year	\$ 187,646.20		\$ 187,646.20	\$ 187,646.20
W. W. WILLIAMS SE, INC.	BUS 2219 MID-LIFE OVERHAUL					\$ 43,213.79		\$ 43,213.79
W. W. WILLIAMS SE, INC.	MID LIFE OVERHAUL					\$ 40,135.26		\$ 40,135.26
W. W. WILLIAMS SE, INC.	ENGINE & TRANSMISSION REPLACEMENT SERVICES					\$ 1,141,284.21		\$ 141,284.21
W.W., WILLIAMS	BUS MAINTENANCE	B38222	3/23/2017	3 Year Base	\$ 2,227,240.00		\$ 198,108.73	\$ 198,108.73
WABCO TRANSIT	RAIL PARTS					\$ 3,001,692.30		\$ 3,001,692.30
WADE FORD	PROCUREMENT OF NON-REVENUE VEHICLES USING THE STATE OF GEORGIA CONTRACT TO PROCURE THIRTY-THREE (33) VEHICLES	P38634	3/21/2017	180 Days	\$ 909,954.00		\$ 23,125.00	\$ 23,125.00
WADE FORD	FORD TAURUS POLICE PATROL SEDAN					\$ 92,928.00		\$ 92,928.00
WADE FORD	BODY DAMAGE REPAIR 2015 FORD TAURUS					\$ 24,493.43		\$ 24,493.43
WADE FORD	PARTS, REPLACEMENT PARTS & VEHICLES					\$ 80,478.89		\$ 80,478.89

METROPOLITAN ATLANTA RAPID TRANSIT AUTHORITY  
 PAYMENTS AND CONTRACTS \$20,000 OR MORE  
 (FOR THE PERIOD OF JULY 1, 2016 THROUGH JUNE 30, 2017)

Name	Purpose	CONTRACT #	AWARD DATE	TERM	AWARD AMOUNT	PAYMENTS MADE VIA SMALL PURCHASES, PO OR OTHER	TOTAL CONTRACT VALUE PAID TO DATE	TOTAL PAID IN FY 17
WEST CHATHAM WARNING DEVICES, INC.	SEDAN EQUIPMENT					\$ 24,540.32		\$ 24,540.32
WEST CHATHAM WARNING DEVICES, INC.	POLICE SEDANS/EQUIPMENT, REPLACEMENT OF EMERGENCY LIGHTS & CONVERSIONS					\$ 44,552.28		\$ 44,552.28
WESTMATIC CORPORATION	REPAIRS TO LAREDO LANES 2 & 3.					\$ 46,002.15		\$ 46,002.15
WG SOURCING, INC.	PARTS FOR RAIL CARS					\$ 148,680.27		\$ 148,680.27
WHOLESALE INDUSTRIAL ELECTRONICS	VARIOUS INVENTORY REPAIR PARTS					\$ 208,007.81		\$ 208,007.81
WILLIAMS, LOUISE JACKSON	LEGAL SETTLEMENT					\$ 90,005.00		\$ 90,005.00
WILSON IHRIG & ASSOC INC	NOISE, VIBRATIONS, AND ACOUSTICAL CONSULTING SERVICES	A/E 22527	8/14/2012	5 Years w (5) 1 Year Options	\$ 800,000.00		\$ 170,801.74	\$ 44,301.50
WILSON SIGN REPAIR, INC.	BUS STOP INSTALLATION	Q37812	5/26/2016	60 Days	\$ 56,000.00		\$ 56,000.00	\$ 56,000.00
WOOLDRIDGE & JEZEK, LLP	LEGAL SETTLEMENT					\$ 40,000.00		\$ 40,000.00
WRIGHT EXPRESS FINANCIAL SVC.	FUEL PURCHASES FOR POLICE SERVICES					\$ 135,688.51		\$ 135,688.51
WSB-TV CHANNEL 2 (ABC)	ADVERTISING					\$ 36,550.00		\$ 36,550.00
XL INSURANCE BERMUDA LTD	EXCESS LIABILITY, PROPERTY & CASUALTY INSURANCE COVERAGE					\$ 167,233.75		\$ 167,233.75
XL INSURANCE COMPANY LIMITED	EXCESS LIABILITY, PROPERTY & CASUALTY INSURANCE COVERAGE					\$ 66,893.50		\$ 66,893.50
XPEDX, LLC	BUS TRASH BAGS, BLUE ROLL HYDRO KNIT TOWELS					\$ 82,459.23		\$ 82,459.23
YELLOBEE STUDIO	GRAPHIC DESIGN					\$ 31,700.00		\$ 31,700.00
ZAYO FIBER SOLUTIONS	DESIGN AND FURNISH WIDE AREA NETWORK (WAN) CONNECTIVITY	P4955	9/7/2005	30 Years	\$ 2,510,613.04		\$ 101,601.00	\$ 101,601.00
ZEP MANUFACTURING COMPANY	GENERAL PURPOSE CLEANERS, SOLVENTS & SUPPLIES					\$ 38,648.10		\$ 38,648.10
ZOE COLEMAN, ROGER KIRSCHENBAUM	LEGAL SETTLEMENT					\$ 500,000.00		\$ 500,000.00
ZONAR SYSTEMS, INC.	FLEET MANAGEMENT SOLUTIONS					\$ 37,378.28		\$ 37,378.28

METROPOLITAN ATLANTA RAPID TRANSIT AUTHORITY  
 PAYMENTS AND CONTRACTS \$20,000 OR MORE  
 (FOR THE PERIOD OF JULY 1, 2016 THROUGH JUNE 30, 2017)

Name	Purpose	CONTRACT #	AWARD DATE	TERM	AWARD AMOUNT	PAYMENTS MADE VIA SMALL PURCHASES, PO OR OTHER	TOTAL CONTRACT VALUE PAID TO DATE	TOTAL PAID IN FY 17
<b>AWARDED CONTRACTS WITH MULTIPLE VENDORS</b>								
<b>LIST OF NAMES</b>	<b>GEOTECHNICAL ENGINEERING CONSULTING SERVICES</b>	<b>A/E 31185</b>	<b>8/7/2014</b>	<b>5 Years w (5) 1 Year Options</b>	<b>\$ 2,000,000.00</b>			
GOLDER ASSOCIATES, INC.	GEOTECHNICAL ENGINEERING CONSULTING SERVICES	A/E 31185	8/7/2014	5 Years w (5) 1 Year Options			\$ 261,968.82	\$ 68,119.51
UNIVERSAL ENGINEERING SCIENCES	GEOTECHNICAL ENGINEERING CONSULTING SERVICES	A/E 31185	8/7/2014	5 Years w (5) 1 Year Options			\$ 226,771.66	\$ 221,754.52
<b>LIST OF NAMES</b>	<b>MATERIALS TESTING CONSULTING SERVICES</b>	<b>A/E 31187</b>	<b>8/7/2014</b>	<b>5 Years w (5) 1 Year Options</b>	<b>\$ 6,000,000.00</b>			
CARDNO ATC	MATERIALS TESTING CONSULTING SERVICES	A/E 31187	8/7/2014	5 Years w (5) 1 Year Options			\$ 223,572.73	\$ 58,534.68
TERRACON CONSULTANTS, INC.	MATERIALS TESTING CONSULTING SERVICES	A/E 31187	8/7/2014	5 Years w (5) 1 Year Options			\$ 51,228.35	\$ 26,160.03
<b>LIST OF NAMES</b>	<b>SURVEYING CONSULTING SERVICES</b>	<b>A/E 31189</b>	<b>8/7/2014</b>	<b>5 Years w (5) 1 Year Options</b>	<b>\$ 6,000,000.00</b>			
ATKINS NORTH AMERICA, INC.	SURVEYING CONSULTING SERVICES	A/E 31189	8/7/2014	5 Years w (1) 1 Year Option			\$ 104,163.93	\$ 97,183.03
LANDAIR SURVEYING COMPANY OF GA	SURVEYING CONSULTING SERVICES	A/E 31189	8/7/2014	5 Years w (5) 1 Year Options			\$ 256,955.88	\$ 119,088.65
WOOLPERT, INC.	SURVEYING CONSULTING SERVICES	A/E 31189	8/7/2014	5 Years w (5) 1 Year Options			\$ 236,841.00	\$ 137,703.67
<b>LIST OF NAMES</b>	<b>BUS AND RAIL VEHICLE CONSULTING SERVICES</b>	<b>A/E 34733</b>	<b>11/23/2015</b>	<b>3 Years w (2) 1 Year Options</b>	<b>\$ 21,000,000.00</b>			
LTK ENGINEERING SERVICES	VEHICLE CONSULTING SERVICES (RAIL)	A/E 34733	11/23/2015	3 Years w (2) 1 Year Options			\$ 3,331,154.50	\$ 2,929,527.14
PARSONS BRINCKERHOFF INC	Bus and Rail Vehicle Consulting Services (Rail)	AE 34733	11/23/2015	3 Years w (2) 1 Year Options			\$ 252,697.14	\$ 252,697.14
STV INCORPORATED	BUS AND RAIL VEHICLE CONSULTING SERVICES (BUS)	A/E 34733	11/23/2015	3 Years w (2) 1 Year Options			\$ 23,666.52	\$ 23,666.52
WSP USA, Inc. (Formerly PARSONS BRINCKERHOFF INC)	BUS AND RAIL VEHICLE CONSULTING SERVICES (RAIL)	A/E 34733	11/23/2015	3 Years w (2) 1 Year Options			\$ 319,994.54	\$ 252,697.14
<b>LIST OF NAMES</b>	<b>SYSTEM ENGINEERING SERVICES</b>	<b>A/E 35014</b>	<b>1/8/2016</b>	<b>3 Years w (2) 1 Year Options</b>	<b>\$ 19,376,000.00</b>			
CH2M HILL, INC.	SYSTEMS ENGINEERING SERVICES	AE 35014	1/8/2016	3 Years w (2) 1 Year Options			\$ 172,479.58	\$ 172,479.58
PARSONS BRINCKERHOFF INC	SYSTEMS ENGINEERING SERVICES	AE35014	1/8/2016	3 Years w (2) 1 Year Options			\$ 759,241.77	\$ 759,241.77

METROPOLITAN ATLANTA RAPID TRANSIT AUTHORITY  
 PAYMENTS AND CONTRACTS \$20,000 OR MORE  
 (FOR THE PERIOD OF JULY 1, 2016 THROUGH JUNE 30, 2017)

Name	Purpose	CONTRACT #	AWARD DATE	TERM	AWARD AMOUNT	PAYMENTS MADE VIA SMALL PURCHASES, PO OR OTHER	TOTAL CONTRACT VALUE PAID TO DATE	TOTAL PAID IN FY 17
PARSONS TRANSPORTATION GROUP, INC.	SYSTEMS ENGINEERING SERVICES	AE 35014	1/13/2016	3 Years w (2) 1 Year Options			\$ 443,570.23	\$ 443,570.23
<b>LIST OF NAMES</b>								
MARTA'S PLANNING AND TECHNICAL SERVICES		P27818	4/8/2013	2 Years w (3) 1 Year Options	\$ 21,600,000.00			
AECOM TECHNICAL SERVICES	TASK ORDER 2014-LRSRP-4-CLIFTON CORRIDOR PHASE 2	P27818	4/8/2013	2 Years w (3) 1 Year Options			\$ 4,501,391.97	\$ 930,144.34
AECOM TECHNICAL SERVICES	TASK ORDER 2014-REVA-2-REAL ESTATE ADVISORY SERVICES	P27818	4/8/2013	2 Years w (3) 1 Year Options			\$ 96,965.66	\$ 13,333.84
AECOM TECHNICAL SERVICES	TASK ORDER 2014-LRSRP-3-ALTERNATIVE PROJECT DELIVERY-PHASE II	P27818	4/8/2013	2 Years w (3) 1 Year Options			\$ 303,364.07	\$ 95,969.73
AECOM TECHNICAL SERVICES	2015-LRSRP-12-CLAYTON COUNTY HIGH CAPACITY	P27818	4/8/2013	2 Years w (3) 1 Year Options			\$ 1,017,153.97	\$ 885,902.53
HNTB CORPORATION	TASK ORDER 2016-TOD-4-PHASE II REAL ESTATE DATABASE MANAGEMENT	P27818	4/8/2013	2 Years w (3) 1 Year Options			\$ 91,335.77	\$ 91,335.77
HNTB CORPORATION	2015-TOD-3-REAL ESTATE DATABASE MANAGEMENT	P27818	4/8/2013	2 Years w (3) 1 Year Options			\$ 212,747.55	\$ 165,918.24
PARSONS BRINCKERHOFF	MARTA'S PLANNING AND TECHNICAL SERVICES	P27818	4/8/2013	2 Years w (3) 1 Year Options			\$ 3,320,636.00	\$ 1,698,323.00
PARSONS BRINCKERHOFF	TASK ORDER 2014-LRSRP-6 I-20 EAST TRANSIT INITIATIVE	P27818	4/8/2013	2 Years w (3) 1 Year Options			\$ 1,148,789.07	\$ 414,800.92
PARSONS BRINCKERHOFF	P27818-2015LRSRP-13-SERVICE PLANNING & SCHEDULING ASSISTANCE	P27818	4/8/2013	2 Years w (3) 1 Year Options			\$ 68,102.82	\$ 17,172.62
PARSONS BRINCKERHOFF	TASK ORDER 2014-LRSRP-5 GA 400 TRANSIT INITIATIVE	P27818	4/8/2013	2 Years w (3) 1 Year Options			\$ 3,076,922.39	\$ 1,347,943.54
PARSONS BRINCKERHOFF	TASK ORDER 2014-LRSRP-2-COMPREHENSIVE OPERATION ANALYSIS	P27818	4/8/2013	2 Years w (3) 1 Year Options			\$ 960,544.21	\$ 49,926.67
PARSONS BRINCKERHOFF	2016-LRSRP-15-SERVICE PLANNING & SCHEDULING ASSISTANCE	P27818	4/8/2013	2 Years w (3) 1 Year Options			\$ 182,158.72	\$ 147,723.85
<b>LIST OF NAMES</b>								
GENERAL CONSULTING AND PROFESSIONAL SERVICES FOR TECHNOLOGY IN FISCAL YEAR FY16 (JULY 1, 2015-JUNE 30, 2016).		P36039	5/28/2015	1 Year	\$ 9,825,000.00			
2020 COMPANY, LLC AN ACENTIA COMPANY	GENERAL CONSULTING AND PROFESSIONAL SERVICES FOR TECHNOLOGY IN FISCAL YEAR FY16 (JULY 1, 2015-JUNE 30, 2016).	P36039	5/28/2015	1 Year			\$ 166,606.00	\$ 35,475.00
AXIOM CORPORATION	GENERAL CONSULTING AND PROFESSIONAL SERVICES FOR TECHNOLOGY IN FISCAL YEAR FY16 (JULY 1, 2015-JUNE 30, 2016).	P36039	5/28/2015	1 Year			\$ 772,920.18	\$ 105,524.80
BY LIGHT	GENERAL CONSULTING AND PROFESSIONAL SERVICES FOR TECHNOLOGY IN FISCAL YEAR FY16 (JULY 1, 2015-JUNE 30, 2016).	P36039	5/28/2015	1 Year			\$ 7,591.73	\$ 7,591.73
C2i SOLUTIONS, INC.	GENERAL CONSULTING AND PROFESSIONAL SERVICES FOR TECHNOLOGY IN FISCAL YEAR FY16 (JULY 1, 2015-JUNE 30, 2016).	P36039	5/28/2015	1 Year			\$ 232,875.00	\$ 56,187.50
CLIENTSOLV TECHNOLOGIES	GENERAL CONSULTING AND PROFESSIONAL SERVICES FOR TECHNOLOGY IN FISCAL YEAR FY16 (JULY 1, 2015-JUNE 30, 2016).	P36039	5/28/2015	1 Year			\$ 640,301.40	\$ 104,485.11
ENGENIUS CONSULTING GROUP, INC	GENERAL CONSULTING AND PROFESSIONAL SERVICES FOR TECHNOLOGY IN FISCAL YEAR 2016 (JULY 1, 2015 - JUNE 30, 2016)	P36039	5/28/2015	1 Year			\$ 281,249.75	\$ 35,437.50
EPATHUSA	GENERAL CONSULTING AND PROFESSIONAL SERVICES FOR TECHNOLOGY IN FISCAL YEAR FY16 (JULY 1, 2015-JUNE 30, 2016).	P36039	5/28/2015	1 Year			\$ 488,218.12	\$ 71,023.40
INSIGHT GLOBAL	GENERAL CONSULTING AND PROFESSIONAL SERVICES FOR TECHNOLOGY IN FISCAL YEAR FY16 (JULY 1, 2015-JUNE 30, 2016).	P36039	5/28/2015	1 Year			\$ 214,182.00	\$ 29,565.00
QNET, INC	GENERAL CONSULTING AND PROFESSIONAL SERVICES FOR TECHNOLOGY IN FISCAL YEAR FY16 (JULY 1, 2015-JUNE 30, 2016).	P36039	5/28/2015	1 Year			\$ 165,375.00	\$ 22,950.00
STORAGE ENGINE, INC.	GENERAL CONSULTING AND PROFESSIONAL SERVICES FOR TECHNOLOGY IN FISCAL YEAR FY16 (JULY 1, 2015-JUNE 30, 2016).	P36039	5/28/2015	1 Year			\$ 285,750.00	\$ 40,312.50



METROPOLITAN ATLANTA RAPID TRANSIT AUTHORITY  
 PAYMENTS AND CONTRACTS \$20,000 OR MORE  
 (FOR THE PERIOD OF JULY 1, 2016 THROUGH JUNE 30, 2017)

Name	Purpose	CONTRACT #	AWARD DATE	TERM	AWARD AMOUNT	PAYMENTS MADE VIA SMALL PURCHASES, PO OR OTHER	TOTAL CONTRACT VALUE PAID TO DATE	TOTAL PAID IN FY 17
ESSENTIAL DATA CORPORATION	GENERAL CONSULTING AND PROFESSIONAL SERVICES FOR TECHNOLOGY IN FISCAL YEAR FY16 (JULY 1, 2015-JUNE 30, 2016).	P36039	5/28/2015	1 Year			\$ 78,375.00	\$ 32,062.50
GANTEC CORPORATION	GENERAL CONSULTING AND PROFESSIONAL SERVICES FOR TECHNOLOGY IN FISCAL YEAR FY16 (JULY 1, 2015-JUNE 30, 2016).	P36039	5/28/2015	1 Year			\$ 1,739,583.12	\$ 364,637.39
ISPA, INC.	GENERAL CONSULTING AND PROFESSIONAL SERVICES FOR TECHNOLOGY IN FISCAL YEAR FY16 (JULY 1, 2015-JUNE 30, 2016).	P36039	5/28/2015	1 Year			\$ 293,953.51	\$ 49,635.45
POLARIS ASSOCIATES, INC.	GENERAL CONSULTING AND PROFESSIONAL SERVICES FOR TECHNOLOGY IN FISCAL YEAR FY16 (JULY 1, 2015-JUNE 30, 2016).	P36039	5/28/2015	1 Year			\$ 1,943,055.24	\$ 291,082.88
PATRIOT CONSULTING	GENERAL CONSULTING AND PROFESSIONAL SERVICES FOR TECHNOLOGY IN FISCAL YEAR FY16 (JULY 1, 2015-JUNE 30, 2016).	P36039	5/28/2015	1 Year			\$ 182,810.29	\$ 37,432.58
<b>LIST OF NAMES</b>	<b>GENERAL CONSULTING AND PROFESSIONAL SERVICES FOR OPERATIONS &amp; DEVELOPMENT IN FISCAL YEAR FY16 (JULY 1, 2015 THROUGH JUNE 30, 2016).</b>	<b>P36040</b>	<b>5/28/2015</b>	<b>1 Year</b>	<b>\$ 5,615,000.00</b>			
AXIOM CORPORATION	GENERAL CONSULTING AND PROFESSIONAL SERVICES FOR OPERATIONS & DEVELOPMENT IN FISCAL YEAR FY16 (JULY 1, 2015 THROUGH JUNE 30, 2016).	P36040	5/28/2015	1 Year			\$ 20,562.50	\$ 20,562.50
ENGENIUS CONSULTING GROUP, INC	GENERAL CONSULTING AND PROFESSIONAL SERVICES FOR OPERATIONS & DEVELOPMENT IN FISCAL YEAR FY16 (JULY 1, 2015 THROUGH JUNE 30, 2016).	P36040	5/28/2015	1 Year			\$ 368,115.01	\$ 45,812.50
EPATHUSA	GENERAL CONSULTING AND PROFESSIONAL SERVICES FOR OPERATIONS & DEVELOPMENT IN FISCAL YEAR FY16 (JULY 1, 2015 THROUGH JUNE 30, 2016).	P36040	5/28/2015	1 Year			\$ 330,634.37	\$ 66,458.30
GANTEC CORPORATION	GENERAL CONSULTING AND PROFESSIONAL SERVICES FOR OPERATIONS AND DEVELOPMENT IN FISCAL YEAR FY16 (JULY 1, 2015-JUNE 30, 2016).	P36040	5/28/2015	1 Year			\$ 139,687.50	\$ 40,312.50
INTUEOR CONSULTING, INC.	GENERAL CONSULTING AND PROFESSIONAL SERVICES FOR OPERATIONS & DEVELOPMENT IN FISCAL YEAR FY16 (JULY 1, 2015 THROUGH JUNE 30, 2016).	P36040	5/28/2015	1 Year			\$ 2,083,489.21	\$ 319,593.71
ISPA, INC.	GENERAL CONSULTING AND PROFESSIONAL SERVICES FOR OPERATIONS & DEVELOPMENT IN FISCAL YEAR FY16 (JULY 1, 2015 THROUGH JUNE 30, 2016).	P36040	5/28/2015	1 Year			\$ 76,758.97	\$ 14,206.41
<b>LIST OF NAMES</b>	<b>GENERAL CONSULTING AND PROFESSIONAL SERVICES FOR POLICE IN FISCAL YEAR FY16 (JULY 1, 2015-JUNE 30, 2016).</b>	<b>P36041</b>	<b>5/28/2015</b>	<b>1 Year</b>	<b>\$ 5,615,000.00</b>			
INTELLECTUAL CONCEPTS, LLC	GENERAL CONSULTING AND PROFESSIONAL SERVICES FOR POLICE IN FISCAL YEAR FY16 (JULY 1, 2015-JUNE 30, 2016).	P36041	5/28/2015	1 Year			\$ 56,395.00	\$ 28,795.00
ISPA, INC.	GENERAL CONSULTING AND PROFESSIONAL SERVICES FOR POLICE IN FISCAL YEAR FY16 (JULY 1, 2015 THROUGH JUNE 30, 2016).	P36041	5/28/2015	1 Year			\$ 20,110.96	\$ 2,796.89
<b>LIST OF NAMES</b>	<b>GENERAL COUNSEL AND LEGAL SERVICES</b>	<b>P36180</b>	<b>2/1/2016</b>	<b>5 Years</b>	<b>\$ 12,000,000.00</b>			
APPELBAUM & ASSOC., P.C.	GENERAL COUNSEL AND LEGAL SERVICES	P36180	2/1/2016	5 Years			\$ 471,441.87	\$ 317,029.52
BRYAN CAVE	GENERAL COUNSEL AND LEGAL SERVICES	P36180	2/1/2016	5 Years			\$ 210,449.36	\$ 176,089.74
DONALD P. EDWARDS	GENERAL COUNSEL AND LEGAL SERVICES	P36180	2/1/2016	5 Years			\$ 416,844.44	\$ 248,138.01
E. W. GOGOLIN & ASSOCIATES, LLC	GENERAL COUNSEL AND LEGAL SERVICES	P36180	2/1/2016	5 Years			\$ 264,465.00	\$ 175,935.00
GRAY, RUST, ST. AMAND, MOFFETT & BRIESKE, LLP	GENERAL COUNSEL AND LEGAL SERVICES	P36180	2/1/2016	5 Years			\$ 206,690.26	\$ 159,056.78

METROPOLITAN ATLANTA RAPID TRANSIT AUTHORITY  
 PAYMENTS AND CONTRACTS \$20,000 OR MORE  
 (FOR THE PERIOD OF JULY 1, 2016 THROUGH JUNE 30, 2017)

Name	Purpose	CONTRACT #	AWARD DATE	TERM	AWARD AMOUNT	PAYMENTS MADE VIA SMALL PURCHASES, PO OR OTHER	TOTAL CONTRACT VALUE PAID TO DATE	TOTAL PAID IN FY 17
GREENBERG TRAUIG, LLP	GENERAL COUNSEL AND LEGAL SERVICES	P36180	2/1/2016	5 Years			\$ 372,436.29	\$ 144,037.73
JACKSON LEWIS P.C.	General Counsel and Legal Services	P36180	2/1/2016	5 Years			\$ 20,573.00	\$ 20,573.00
MABRY & MCCLELLAND, LLP	GENERAL COUNSEL AND LEGAL SERVICES	P36180	2/1/2016	5 Years			\$ 828,893.32	\$ 506,119.06
MOZLEY, FINLAYSON & LOGGINS, LLP	GENERAL COUNSEL AND LEGAL SERVICES	P36180	2/1/2016	5 Years			\$ 380,009.08	\$ 299,084.46
PURSLEY FRIESE TORGRIMSON	GENERAL COUNSEL AND LEGAL SERVICES	P36180	2/1/2016	5 Years			\$ 359,759.28	\$ 359,759.28
THOMAS KENNEDY SAMPSON & TOMPKINS LLC	GENERAL COUNSEL AND LEGAL SERVICES	P36180	2/1/2016	5 Years			\$ 1,388,469.33	\$ 964,581.75
THOMPSON COBURN	GENERAL COUNSEL AND LEGAL SERVICES	P36180	2/1/2016	5 Years			\$ 215,448.33	\$ 131,387.51
WIMBERLY, LAWSON, STECKEL,	GENERAL COUNSEL AND LEGAL SERVICES	P36180	2/1/2016	5 Years			\$ 542,609.12	\$ 404,945.12
<b>LIST OF NAMES</b>	<b>EXPENDITURE OF CAPITAL AND OPERATING FUNDS FOR TECHNOLOGY'S GENERAL CONSULTING AND PROFESSIONAL SERVICES IN FISCAL YEAR 2017 (JULY 1, 2016-JUNE 30, 2017)</b>	<b>P38156</b>	<b>5/26/2016</b>	<b>1 Year</b>	<b>\$ 7,500,000.00</b>			
2020 COMPANY, LLC AN ACENTIA COMPANY	EXPENDITURE OF CAPITAL AND OPERATING FUNDS FOR TECHNOLOGY'S GENERAL CONSULTING AND PROFESSIONAL SERVICES IN FISCAL YEAR 2017 (JULY 1, 2016-JUNE 30, 2017)	P38156	5/26/2016	1 Year			\$ 35,475.00	\$ 35,475.00
AXIOM CORPORATION	EXPENDITURE OF CAPITAL AND OPERATING FUNDS FOR TECHNOLOGY'S GENERAL CONSULTING AND PROFESSIONAL SERVICES IN FISCAL YEAR 2017 (JULY 1, 2016-JUNE 30, 2017)	P38156	5/26/2016	1 Year			\$ 387,231.32	\$ 354,418.82
BY LIGHT	EXPENDITURE OF CAPITAL AND OPERATING FUNDS FOR TECHNOLOGY'S GENERAL CONSULTING AND PROFESSIONAL SERVICES IN FISCAL YEAR 2017 (JULY 1, 2016-JUNE 30, 2017)	P38156	5/26/2016	1 Year			\$ 119,611.87	\$ 119,611.87
C2I SOLUTIONS, INC.	EXPENDITURE OF CAPITAL AND OPERATING FUNDS FOR TECHNOLOGY'S GENERAL CONSULTING AND PROFESSIONAL SERVICES IN FISCAL YEAR 2017 (JULY 1, 2016-JUNE 30, 2017)	P38156	5/26/2016	1 Year			\$ 172,750.00	\$ 172,750.00
CLIENTSOLV TECHNOLOGIES	EXPENDITURE OF CAPITAL AND OPERATING FUNDS FOR TECHNOLOGY'S GENERAL CONSULTING AND PROFESSIONAL SERVICES IN FISCAL YEAR 2017 (JULY 1, 2016-JUNE 30, 2017)	P38156	5/26/2016	1 Year			\$ 531,869.40	\$ 398,391.70
COMPUTER AID	EXPENDITURE OF CAPITAL AND OPERATING FUNDS FOR TECHNOLOGY'S GENERAL CONSULTING AND PROFESSIONAL SERVICES IN FISCAL YEAR 2017 (JULY 1, 2016-JUNE 30, 2017)	P38156	5/26/2016	1 Year			\$ 29,797.50	\$ 29,797.50
ENGENIUS CONSULTING GROUP, INC	EXPENDITURE OF CAPITAL AND OPERATING FUNDS FOR TECHNOLOGY'S GENERAL CONSULTING AND PROFESSIONAL SERVICES IN FISCAL YEAR 2017 (JULY 1, 2016-JUNE 30, 2017)	P38156	5/26/2016	1 Year			\$ 160,779.50	\$ 146,451.75
EPATH USA	EXPENDITURE OF CAPITAL AND OPERATING FUNDS FOR TECHNOLOGY'S GENERAL CONSULTING AND PROFESSIONAL SERVICES IN FISCAL YEAR 2017 (JULY 1, 2016-JUNE 30, 2017)	P38156	5/26/2016	1 Year			\$ 403,586.25	\$ 370,418.92
ESSENTIAL DATA CORPORATION	EXPENDITURE OF CAPITAL AND OPERATING FUNDS FOR TECHNOLOGY'S GENERAL CONSULTING AND PROFESSIONAL SERVICES IN FISCAL YEAR 2017 (JULY 1, 2016-JUNE 30, 2017)	P38156	5/26/2016	1 Year			\$ 149,315.87	\$ 149,315.87
GANTEC CORPORATION	EXPENDITURE OF CAPITAL AND OPERATING FUNDS FOR TECHNOLOGY'S GENERAL CONSULTING AND PROFESSIONAL SERVICES IN FISCAL YEAR 2017 (JULY 1, 2016-JUNE 30, 2017)	P38156	5/26/2016	1 Year			\$ 916,923.40	\$ 916,923.40
INSIGHT GLOBAL	EXPENDITURE OF CAPITAL AND OPERATING FUNDS FOR TECHNOLOGY'S GENERAL CONSULTING AND PROFESSIONAL SERVICES IN FISCAL YEAR 2017 (JULY 1, 2016-JUNE 30, 2017)	P38156	5/26/2016	1 Year			\$ 266,188.50	\$ 266,188.50
ISPA, INC.	EXPENDITURE OF CAPITAL AND OPERATING FUNDS FOR TECHNOLOGY'S GENERAL CONSULTING AND PROFESSIONAL SERVICES IN FISCAL YEAR 2017 (JULY 1, 2016-JUNE 30, 2017)	P38156	5/26/2016	1 Year			\$ 155,853.52	\$ 151,547.81
K-FORCE	EXPENDITURE OF CAPITAL AND OPERATING FUNDS FOR TECHNOLOGY'S GENERAL CONSULTING AND PROFESSIONAL SERVICES IN FISCAL YEAR 2017 (JULY 1, 2016-JUNE 30, 2017)	P38156	5/26/2016	1 Year			\$ 31,524.08	\$ 31,524.08
NUMBERS ONLY	EXPENDITURE OF CAPITAL AND OPERATING FUNDS FOR TECHNOLOGY'S GENERAL CONSULTING AND PROFESSIONAL SERVICES IN FISCAL YEAR 2017 (JULY 1, 2016-JUNE 30, 2017)	P38156	5/26/2016	1 Year			\$ 171,700.45	\$ 140,623.45
PATRIOT CONSULTING	EXPENDITURE OF CAPITAL AND OPERATING FUNDS FOR TECHNOLOGY'S GENERAL CONSULTING AND PROFESSIONAL SERVICES IN FISCAL YEAR 2017 (JULY 1, 2016-JUNE 30, 2017)	P38156	5/26/2016	1 Year			\$ 143,439.13	\$ 143,439.13
POLARIS ASSOCIATES, INC.	EXPENDITURE OF CAPITAL AND OPERATING FUNDS FOR TECHNOLOGY'S GENERAL CONSULTING AND PROFESSIONAL SERVICES IN FISCAL YEAR 2017 (JULY 1, 2016-JUNE 30, 2017)	P38156	5/26/2016	1 Year			\$ 1,407,134.60	\$ 1,269,158.60

METROPOLITAN ATLANTA RAPID TRANSIT AUTHORITY  
 PAYMENTS AND CONTRACTS \$20,000 OR MORE  
 (FOR THE PERIOD OF JULY 1, 2016 THROUGH JUNE 30, 2017)

Name	Purpose	CONTRACT #	AWARD DATE	TERM	AWARD AMOUNT	PAYMENTS MADE VIA SMALL PURCHASES, PO OR OTHER	TOTAL CONTRACT VALUE PAID TO DATE	TOTAL PAID IN FY 17
QNET, INC	EXPENDITURE OF CAPITAL AND OPERATING FUNDS FOR TECHNOLOGY'S GENERAL CONSULTING AND PROFESSIONAL SERVICES IN FISCAL YEAR 2017 (JULY 1, 2016-JUNE 30, 2017)	P38156	5/26/2016	1 Year			\$ 49,950.00	\$ 49,950.00
STORAGE ENGINE, INC.	EXPENDITURE OF CAPITAL AND OPERATING FUNDS FOR TECHNOLOGY'S GENERAL CONSULTING AND PROFESSIONAL SERVICES IN FISCAL YEAR 2017 (JULY 1, 2016-JUNE 30, 2017)	P38156	5/26/2016	1 Year			\$ 193,000.00	\$ 193,000.00
<b>LIST OF NAMES</b>	<b>GENERAL CONSULTING AND PROFESSIONAL SERVICES FOR POLICE IN FISCAL YEAR FY17 (JULY 1, 2016 THROUGH JUNE 30, 2017).</b>	<b>P38158</b>	<b>5/26/2016</b>	<b>1 Year</b>	<b>\$ 4,000,000.00</b>			
CLIENTSOLV TECHNOLOGIES	GENERAL CONSULTING AND PROFESSIONAL SERVICES FOR POLICE IN FISCAL YEAR FY17 (JULY 1, 2016 THROUGH JUNE 30, 2017).	P38158	5/26/2016	1 Year			\$ 272,892.01	\$ 238,523.26
ESSENTIAL DATA CORP.	GENERAL CONSULTING AND PROFESSIONAL SERVICES FOR POLICE IN FISCAL YEAR FY17 (JULY 1, 2016 THROUGH JUNE 30, 2017).	P38158	5/26/2016	1 Year			\$ 106,000.00	\$ 91,372.00
GANTEC CORPORATION	GENERAL CONSULTING AND PROFESSIONAL SERVICES FOR POLICE IN FISCAL YEAR FY17 (JULY 1, 2016 THROUGH JUNE 30, 2017).	P38158	5/26/2016	1 Year			\$ 179,273.10	\$ 146,576.10
INTELLECTUAL CONCEPTS	GENERAL CONSULTING AND PROFESSIONAL SERVICES FOR POLICE IN FISCAL YEAR FY17 (JULY 1, 2016 THROUGH JUNE 30, 2017).	P38158	5/26/2016	1 Year			\$ 136,344.00	\$ 123,924.00
INTUEOR CONSULTING, INC.	GENERAL CONSULTING AND PROFESSIONAL SERVICES FOR POLICE IN FISCAL YEAR FY17 (JULY 1, 2016 THROUGH JUNE 30, 2017).	P38158	5/26/2016	1 Year			\$ 79,170.52	\$ 79,170.52
ISPA, INC.	GENERAL CONSULTING AND PROFESSIONAL SERVICES FOR POLICE IN FISCAL YEAR FY17 (JULY 1, 2016 THROUGH JUNE 30, 2017).	P38158	5/26/2016	1 Year			\$ 33,163.10	\$ 33,163.10
<b>LIST OF NAMES</b>	<b>GENERAL CONSULTING AND PROFESSIONAL SERVICES FOR THE DIVISION OF OPERATIONS AND DEVELOPMENT IN FISCAL YEAR 2017 (JULY 2016-JUNE 2017)</b>	<b>P38159</b>	<b>5/26/2016</b>	<b>1 Year</b>	<b>\$ 4,560,000.00</b>			
ENGENIUS CONSULTING GROUP, INC	GENERAL CONSULTING AND PROFESSIONAL SERVICES FOR THE DIVISION OF OPERATIONS AND DEVELOPMENT IN FISCAL YEAR 2017 (JULY 2016-JUNE 2017)	P38159	5/26/2016	1 Year			\$ 325,484.71	\$ 297,261.94
EPATHUSA	GENERAL CONSULTING AND PROFESSIONAL SERVICES FOR THE DIVISION OF OPERATIONS AND DEVELOPMENT IN FISCAL YEAR 2017 (JULY 2016-JUNE 2017)	P38159	5/26/2016	1 Year			\$ 290,053.43	\$ 290,053.43
INTUEOR CONSULTING, INC.	GENERAL CONSULTING AND PROFESSIONAL SERVICES FOR THE DIVISION OF OPERATIONS AND DEVELOPMENT IN FISCAL YEAR 2017 (JULY 2016-JUNE 2017)	P38159	5/26/2016	1 Year			\$ 1,438,799.38	\$ 1,438,799.38
ISPA	GENERAL CONSULTING AND PROFESSIONAL SERVICES FOR THE DIVISION OF OPERATIONS AND DEVELOPMENT IN FISCAL YEAR 2017 (JULY 2016-JUNE 2017)	P38159	5/26/2016	1 Year			\$ 66,592.52	\$ 66,592.52

# **METROPOLITAN ATLANTA RAPID TRANSIT AUTHORITY**

## **BOARD OF DIRECTORS' FEES**

This report lists the total fees paid during the fiscal year to each member of the MARTA Board of Directors for their service on the Board. The report does not include travel or conference expenses.

**METROPOLITAN ATLANTA RAPID TRANSIT AUTHORITY**  
**Board of Directors Fees**  
**Paid For the Period July 1, 2016 through June 30, 2017**

<b><u>DIRECTOR</u></b>	<b><u>Total Fees</u></b>
Abdul-Salamm, Roberta	\$ 2,835.00
Abernathy, Juanita Jones	840.00
Ashe III, Robert L.	27,825.00
Dallas, Robert	3,045.00
Daniels Jr., Frederick	3,675.00
Durrett, Jim	3,360.00
Edmond, Roderick E.	1,680.00
Ellison-Southall, Noni	315.00
Floyd, William	1,470.00
Freda Hardage	4,305.00
Ivey, Alicia	1,470.00
Jerry Ralph Griffin	2,940.00
Kaufman, Barbara Babbit	525.00
Pond, Al John	1,575.00
Worthy, Thomas William	840.00
	<u><u>\$ 56,700.00</u></u>

# **METROPOLITAN ATLANTA RAPID TRANSIT AUTHORITY**

## **BOARD OF DIRECTORS' TRAVEL**

The following report is a detailed listing of Board of Directors' travel for fiscal year 2017.

## FY17 Summary of MARTA Board Travel

NAME	Description & Date	Amount	Purpose & Detail	Code
Abdul-Salaam, Roberta	2016 APTA Annual Meeting - Los Angeles, CA, September 11- 14, 2016	\$2,368.78	Transit Board Members and professionals from across the nation come together to learn and network. Sessions offered - A Conversation for Transit Board Members with APTA Leadership and Executive Staff; Where Public Transportation Goes, Community Grows; How Board Governance Models Impact Strategic and Capital Planning; ADA Paratransit Eligibility-A Case Study; Creative Funding & Finance Approaches with Public and Private Partners; Update on the Federal DBE Program.	TC
Abdul-Salaam, Roberta	2017 Congressional Visits - Washington, DC, March 27 & 28, 2017	\$ 1,109.77	Congressional visits included: Senator Isakson, Rep. David Scott, Congressman John Lewis, Rep. Barry Loudermilk, Rep. Hank Johnson, Rep. Woodall.	GF
Abdul-Salaam, Roberta	Clayton County High Capacity Advisory Committee Trip - San Diego/Los Angeles, California, June 21 - 23, 2017	\$1,438.57	This was a trip to explore how transit is done in two highly transit-oriented cities. The itinerary included: San Diego (MTS) - Tours of the systems included Bus Rapid Transit (BRT), Commuter Rail and Trolley. Los Angeles (Metro) - Tours of the system included BRT, Light Rail Transit (LRT) and Heavy Rail Transit (HRT).	MI
Abernathy, Juanita Jones	2016 APTA Annual Meeting - Los Angeles, CA, September 11 - 14, 2016	\$ 3,838.22	Transit Board Members and professionals from across the nation come together to learn and network. Sessions offered - A Conversation for Transit Board Members with APTA Leadership and Executive Staff; Where Public Transportation Goes, Community Grows; How Board Governance Models Impact Strategic and Capital Planning; ADA Paratransit Eligibility-A Case Study; Creative Funding & Finance Approaches with Public and Private Partners; Update on the Federal DBE Program.	TC
Abernathy, Juanita Jones	2017 APTA Legislative Conference/COMTO - Washington, DC, March 14 & 15, 2017	\$ 1,094.81	COMTO Awards Ceremony Breakfast: Celebrating Women Who Move the Nation. This event recognized the outstanding contributions of women who are leading and advancing America's transportation industry. Mrs. Abernathy was an honoree at this event.	TC
Ashe III, Robert L.	2016 Governing Public Officials of the Year - Washington, DC, November 30 & December 1, 2016	\$ 767.52	General Manager/CEO Keith Parker received the 2016 Governing Public Official of the Year Award.	OC
Ashe III, Robert L.	2017 LINK - Detroit, MI, May 3 - 6, 2017	\$ 3,003.36	Sponsored by the Atlanta Regional Commission, this year's LINK was held in Detroit, Michigan. Leaders from across the country participated in the program that was focused on how the City of Detroit is recovering from bankruptcy. How public schools and neighborhoods are being reimagined and how targeted investments in job centers and infrastructure are driving the regional conversation. The LINK program explored the issues and discussed how leaders in the Detroit region are addressing challenges and developing strategies for the next generation.	OC
Dallas, Robert F.	2016 APTA Annual Meeting - Los Angeles, CA, September 10 - 14, 2016	\$2,612.00	Transit Board Members and professionals from across the nation come together to learn and network. Sessions offered - A Conversation for Transit Board Members with APTA Leadership and Executive Staff; Where Public Transportation Goes, Community Grows; How Board Governance Models Impact Strategic and Capital Planning; ADA Paratransit Eligibility-A Case Study; Creative Funding & Finance Approaches with Public and Private Partners; Update on the Federal DBE Program	TC
Dallas, Robert F.	2017 Congressional Visits - Washington, DC, March 27 & 28, 2017	\$ 886.22	Congressional visits included: Senator Isakson, Rep. David Scott, Congressman John Lewis, Rep. Barry Loudermilk, Rep. Hank Johnson, Rep. Woodall.	GF
Dallas, Robert F.	2017 LINK - Detroit, MI, May 3 - 6, 2017	\$ 3,018.70	Sponsored by the Atlanta Regional Commission, this year's LINK was held in Detroit, Michigan. Leaders from across the country participated in the program that was focused on how the City of Detroit is recovering from bankruptcy. How public schools and neighborhoods are being reimagined and how targeted investments in job centers and infrastructure are driving the regional conversation. The LINK program explored the issues and discussed how leaders in the Detroit region are addressing challenges and developing strategies for the next generation.	OC

## FY17 Summary of MARTA Board Travel

NAME	Description & Date	Amount	Purpose & Detail	Code
Daniels, Jr., Frederick L.	2016 APTA Nominating Committee Meeting - Chicago, IL, August 1 - 3, 2016	\$ 1,073.51	As a member of this Committee, Mr. Daniels works with the Committee to recruit and review the qualifications of candidates and shape a slate of nominees to include the Chair & Vice Chair of the American Public Transportation Associations (APTA); Executive Committee Members-at-Large and Board of Directors Members-at-Large. Eligible candidates will be considered at the Annual Meeting in Los Angeles, CA.	OC
Daniels, Jr., Frederick L.	2016 APTA Annual Meeting - Los Angeles, CA, September 10 - 14, 2016	\$ 3,519.32	Transit Board Members and professionals from across the nation come together to learn and network. Sessions offered - A Conversation for Transit Board Members with APTA Leadership and Executive Staff; Where Public Transportation Goes, Community Grows; How Board Governance Models Impact Strategic and Capital Planning; ADA Paratransit Eligibility-A Case Study; Creative Funding & Finance Approaches with Public and Private Partners; Update on the Federal DBE Program	TC
Daniels, Jr., Frederick L.	Rating Agency Visits - New York, NY, February 7 - 8 2017	\$ 923.74	With each Bond issue, MARTA has to be rated by its credit agencies - Moody's and Standard and Poor's. MARTA's 2017A Bond Series was rated during this trip.	GF
Daniels, Jr., Frederick L.	2017 APTA Legislative Conference - Washington, DC, March 10 - 13, 2017	\$ 2,753.63	The Legislative Conference educates members on important federal legislation and policy initiatives; provides members with the opportunity to shape future industry positions and federal transportation policy; provides direction on the industry's legislative strategy and advocacy efforts with the U.S. Congress and executive branch; and offers sessions with key members of Congress, Administration officials, staffers and Washington opinion makers.	TC
Durrett, James F.	2016 WMATA Rail Visit - Washington, DC, August 8 - 9, 2016	\$1,016.55	This visit focused on Washington Metropolitan Area Transit Authority's (WMATA) rail car procurement practices - project scope, procurement methodology, financing methodology, rail car features and design acceptance, customer engagement and commissioning process.	MI
Durrett, James F.	2016 APTA Annual Meeting - Los Angeles, CA, September 11 - 14, 2017	\$2,815.61	Transit Board Members and professionals from across the nation come together to learn and network. Sessions offered - A Conversation for Transit Board Members with APTA Leadership and Executive Staff; Where Public Transportation Goes, Community Grows; How Board Governance Models Impact Strategic and Capital Planning; ADA Paratransit Eligibility-A Case Study; Creative Funding & Finance Approaches with Public and Private Partners; Update on the Federal DBE Program	TC
Durrett, James F.	2017 Congressional Visits - Washington, DC, March 27 - 28, 2017	\$869.49	Congressional visits included: Senator Isakson, Rep. David Scott, Congressman John Lewis, Rep. Barry Loudermilk, Rep. Hank Johnson, Rep. Woodall.	GF
Griffin, Jerry	2016 WMATA Rail Visit - Washington, DC, August 8 9, 2016	\$ 1,002.67	This visit focused on Washington Metropolitan Area Transit Authority's (WMATA) rail car procurement practices - project scope, procurement methodology, financing methodology, rail car features and design acceptance, customer engagement and commissioning process.	MI
Hardage, Freda B.	2017 Fulton County/Dallas Fly-In - Dallas, TX, January 12 - 13, 2017	\$ 789.53	This visit to Dallas Area Rapid Transit System (DART) featured organized tours focused on exploring the Dallas region's transit system as well as the North Texas Tollway Authority's managed lanes projects.	MI
Hardage, Freda B.	2017 LINK - Detroit, MI, May 3 - 6, 2017	\$2,926.93	Sponsored by the Atlanta Regional Commission, this year's LINK was held in Detroit, Michigan. Leaders from across the country participated in the program that was focused on how the City of Detroit is recovering from bankruptcy. How public schools and neighborhoods are being reimagined and how targeted investments in job centers and infrastructure are driving the regional conversation. The LINK program explored the issues and discussed how leaders in the Detroit region are addressing challenges and developing strategies for the next generation.	OC
Ivey, Alicia M.	2017 Fulton County/Dallas Fly-In - Dallas, TX, January 12 - 13, 2017	\$768.04	This visit to Dallas Area Rapid Transit System (DART) featured organized tours focused on exploring the Dallas region's transit system as well as the North Texas Tollway Authority's managed lanes projects.	MI



**FY17 Summary of MARTA Board Travel**

<b>NAME</b>	<b>Description &amp; Date</b>	<b>Amount</b>	<b>Purpose &amp; Detail</b>	<b>Code</b>
Ivey, Alicia M.	2017 Congressional Visits - Washington, DC, March 27 - 28, 2017	\$ 853.04	Congressional visits included: Senator Isakson, Rep. David Scott, Congressman John Lewis, Rep. Barry Loudermilk, Rep. Hank Johnson, Rep. Woodall.	<b>GF</b>
Pond, John "Al"	2017 Fulton County/Dallas Fly-In - Dallas, TX, January 12 - 13, 2017	\$774.52	This visit to Dallas Area Rapid Transit System (DART) featured organized tours focused on exploring the Dallas region's transit system as well as the North Texas Tollway Authority's managed lanes projects.	<b>MI</b>
Pond, John "Al"	2017 Congressional Visits - Washington, DC, March 27 - 28, 2017	\$ 877.52	Congressional visits included: Senator Isakson, Rep. David Scott, Congressman John Lewis, Rep. Barry Loudermilk, Rep. Hank Johnson, Rep. Woodall.	<b>GF</b>

# **METROPOLITAN ATLANTA RAPID TRANSIT AUTHORITY**

## **EMPLOYEE TRAVEL EXPENSES**

This report section details non-local travel by MARTA employees during the fiscal year for which all or some MARTA funds were utilized. Where applicable, travel expenses reimbursed by specific grants or external agencies (such as the USDOT Transportation Research Board) are noted, along with specific information regarding the employees' name, purpose of trip and expenses incurred.

FY17 Summary of MARTA Employee Travel					
Employee Name	Cost Ctr	Description & Date	Amount	Purpose & Detail	Code
Akujuo, Onyinye	22420	COMTO's 45th National Training Conference - Dallas, TX - July 10-13, 2016	\$ 2,033.46	Attended COMTO's 45th National Training Conference to stay abreast on industry certification and transportation technical policies	TC
Akujuo, Onyinye	22420	APTA Legislative Conference - Washington, DC - Mar 11-15, 2017	\$ 2,816.66	Attended APTA Legislative Conference to keep abreast on important federal legislation and policy initiatives for federal transportation	TC
Allen Rhonda N	16810	MAX Program - Los Angeles, CA - Mar 5-10, 2017	\$ 1,887.60	Served as MARTA facilitator for the MAX 2017 Program visit to LA Metro	TC
Allen, Rhonda N.	16810	MAX Program 2016 - Dallas, TX - Aug 14-19, 2016	\$ 1,636.74	Served as MARTA facilitator for the MAX 2017 Program visit to DART	TC
Allen, Rhonda N.	16810	MAX Program - Dallas, TX - Jun 18-23, 2017	\$ 1,503.91	Served as MARTA facilitator for the MAX 2017 Program visit to DART	TC
Allen, Rhonda N.	11110	MAX Facilitator Workshop - Los Angeles, CA - Jan 17-19, 2017	\$ 925.57	Met with Eno and other MAX Program facilitators to plan the MAX 2017 Program	TR
Anyaebosei, Nnennaya C.	12130	ACFE Conference - Nashville, TN - Jun 18-21, 2017	\$ 2,317.71	Attend the 28th Annual ACFE Global Fraud Conference to help internal audit executives better understand the challenges of fast-paced changes in Technology, Information Security, Risk Management, Governance, and Fraud	TR
Arrieta, Carlos Jr.	19210	Explosive Handle and Breaching Course - Byhalia, MS - Jun 26 - July 2, 2016	\$ 933.18	Training	MI
Arrieta, Carlos Jr.	19210	Attend Fort Benning Job Fair to Recruit Police Personnel - Columbus, GA - July 27-28, 2016	\$ 196.34	Job Fair	MI
Arrieta, Carlos Jr.	19210	Attend the Fort Campbell Job Fair - Fort Campbell, KE - Aug 16-19, 2016	\$ 587.28	Job Fair	MI
Arrieta, Carlos Jr.	19210	Attend Recruiting Job Expo to Recruit Police Officer - Fort Stewart - Oct 26-28, 2016	\$ 357.28	Job Fair	MI
Arrieta, Carlos Jr.	19210	Recruiting trip to Ft. Benning - Columbus, GA - Feb 15-16, 2017	\$ 187.06	Job Fair	MI
Arrieta, Carlos Jr.	19210	Recruiting Trip to the Military - Ft. Campbell, KY - Mar 21-24, 2017	\$ 559.80	Job Fair	MI
Arrieta, Carlos Jr.	19210	Ft. Bragg Recruitment Trip - Fayetteville, NC - Jun 20-22, 2017	\$ 365.52	Job Fair	MI
Askew, Frederick D.	19210	Explosive Handler and Breaching Course - Byhalia, MS - Jun 26-July 2, 2016	\$ 933.18	Training	MI
Bayalis, John	22435	APTA Legislative Committee Meeting - Washington, DC - Dec 1, 2016	\$ 757.71	Attended committee meeting to discuss transit funding scenarios in the wake of the 2017 election	TC
Bayalis, John	22435	Biennial Conference - Athens, GA - Dec 5-6, 2016	\$ 246.40	Meeting of incoming and currently serving legislators to the Georgia General Assembly; elected official education	GF
Bayalis, John	22435	Georgia Transit Association Annual Conference - Athens, GA - Dec 7-9, 2016	\$ 799.78	Annual conference of the Georgia Transit Association; represented MARTA as director of programming for the conference	TC
Beasley, Cynthia Moss	14310	GGFOA 31st Annual Conference - Stone Mountain, GA - Oct. 2-5, 2016	\$ 907.84	Attended GGFOA to keep abreast of changes and new pronouncements in the accounting industry	OC
Beasley, Cynthia Moss	14310	GFOA 111th Conference - Denver, CO - May 18-23, 2017	\$ 3,241.56	Attended GFOA to keep abreast of changes and new pronouncements in the accounting industry	OC
Berry, I. Elayne	16710	TSI Trip - Arlington, VA - July 10-14, 2016	\$ 1,955.94	TSI Course (Effectively Managing Transit Emergencies). Required for Transit Safety and Security Program (TSSP) Certificate	TR
Berry, I. Elayne	16710	Professional Development TSI Training - Denver, CO - Sept 11-16, 2016	\$ 1,832.55	Professional Development TSI Training	TR
Berry, I. Elayne	16710	USDOT Conference - St. Louis, MO - Oct 30-Nov 4, 2016	\$ 1,381.80	TSI Course FT00432 - Transit Security System	TR
Berry, I. Elayne	16710	APTA Safety Committees Joint Midyear Meeting - Miami, FL - Dec 4-8, 2016	\$ 1,163.67	Participated in annual joint rail and bus safety committee meetings to benchmark against industry best practices.	TC
Berry, I. Elayne	16710	ENO TSI Sr. Executive Program - Washington, DC - Feb 26 - Mar 3, 2017	\$ 6,212.43	Professional Development	TR
Berry, I. Elayne	16710	APTA Rail Conference - Baltimore, Maryland - Jun 11-14, 2017	\$ 2,441.40	Receive APTA Gold Safety Award & Development Courses	TC
Biscoe, James A.	16610	2016 Transit Labor Exchange Annual Meeting - Santa Fe, New Mexico - Oct 2-6, 2016	\$ 2,389.95	Attended to discuss labor issues and trends in transit	OC
Biscoe, James A.	16610	Preparation for Collective Bargaining - New York, NY - May 14-19, 2017	\$ 7,092.53	Attended the Collective Bargaining training to take preparation courses for upcoming MARTA/ATU Collective Bargaining.	OC
Bladine, Dennis J.	18980	APTA Transit Rail Signal Standards Conference - Los Angeles, CA - Oct 3-5, 2016	\$ 1,209.09	APTA conference on Transit Rail Signal Standards.	TC
Blaker, Boris	18650	Assessment of Existing Structure Seminar - Secaucus, NJ - July 20-22, 2016	\$ 2,844.06	Attended seminar for an intensive overview of material evaluation practices and procedures used for assessing the structural condition of existing structures	OC
Boone, Charles H	16750	Benchmarking to Reduce Bus Collisions - Dallas, TX - Apr 17-20, 2017	\$ 1,381.18	Trip to DART was for the purpose of discovering their process for maintaining a low collision rate; reviewing best practices for operator training and other operations practices that may help reduce collisions	MI
Boone, Charles H	16750	APTA International Bus Rodeo - Reno, NV - May 3-10, 2017	\$ 1,920.40	Supported the rodeo planning committee for preparation of the annual rodeo	RO
Bozeman, Amelia L.	19210	Attend Fort Benning Job Fair to Recruit Police Personnel - Columbus, GA - July 27-28, 2016	\$ 196.34	Job Fair	MI
Bozeman, Amelia L.	19210	Attend the Fort Campbell Job Fair - Fort Campbell, KE - Aug 16-19, 2016	\$ 587.28	Job Fair	MI

FY17 Summary of MARTA Employee Travel					
Employee Name	Cost Ctr	Description & Date	Amount	Purpose & Detail	Code
Briggins, Rhonda	11910	COMTO - National Meeting & Training Conference - Dallas, TX - July 08-13, 2016	\$ 2,685.82	Attended the conference on behalf of the Authority to attend the public policy workshops, National Legislative Committee meeting, and Board Meeting	TC
Briggins, Rhonda	11910	APTA Annual Conference - Los Angeles, CA - Sept 11-14, 2016	\$ 2,477.75	Attended as the Co-Chair for the 2017 APTA Expo in Atlanta. Attended the public policy workshops, State Affairs Committee and Legislative Committee meetings	TC
Briggins, Rhonda	11910	CBC Conference - Washington, DC - Sept 15-18, 2016	\$ 2,419.47	Served as the moderator with Congressman Cummings for the Transportation Braintrust. Attended public policy meetings and did hill visits to Congressional delegation	TC
Briggins, Rhonda	11910	Biennial GA General Assembly - Athens, GA - Dec 5-6, 2016	\$ 437.13	Attended the transportation panel and participated in the delegation dinner with Transportation Committee members	GF
Briggins, Rhonda	11910	GTA Conference - Athens, GA - Dec 7-9, 2016	\$ 717.60	Elected as the President of the organization and moderated panels, workshops, lead discussion and attended my first Board meeting as the President	GF
Briggins, Rhonda	11910	Legislative Conference - Washington, DC - Mar 27-28, 2017	\$ 835.00	Attended the Legislative Breakfast, participated in Women Move the Nation honoring Mrs. Juanita Abernathy	
Briggins, Rhonda	11910	Spring 2017 GAC Meeting - St. Simon, GA - Jun 7-9, 2017	\$ 1,490.56	Attended the Spring meeting for the public policy workshops, meet with legislators and garner support for the agencies 2018 Legislative Agenda	
Brinkley, Leon Jr.	19210	International Police Mountain Bike Association (IPMBA) Training Conference - Delaware, OH - Jun 4-10, 2017	\$ 1,688.30	Training Conference	OC
Brown, Quintin L.	19210	58th Presidential Inauguration - Washington, DC - Jan 18-21, 2017	\$ 241.50	Security Detail	MI
Burt, Patrick D.	19210	58th Presidential Inauguration - Washington, DC - Jan 18-21, 2017	\$ 241.50	Security Detail	MI
Callahan, Gregory	18920	GRM3000T Inspection - Chesapeake, VA - Oct 31 - Nov 2, 2017	\$ 931.22	Inspection production Tamper equipment before delivery	MI
Callahan, Timothy A.	19210	Attend Recruiting Job Expo to Recruit Police Officers - Fort Stewart, GA - Oct 26-28, 2016	\$ 357.28	Job Fair	MI
Campbell, Christopher L.	14740	Valdosta Job Fair - Valdosta, GA - Oct 19-20, 2016	\$ 308.36	Attended to participate in a Military job fair in efforts to recruit a viable pool of potential candidates for various job vacancies	MI
Cardin, Charles E.	18650	APTA Technical Forum - Toronto, Canada - Sept 28-Oct 2, 2016	\$ 3,133.97	Attended a track noise and vibration technical forum. This helped MARTA in several ways with one being able to sit with other agencies and staff to discuss how other properties addressed similar issues giving MARTA more options in dealing with noise complaints.	TC
Carlson, Deborah	17350	APTA Annual Conference - Los Angeles, CA - Sept 11-14, 2016	\$ 1,572.23	Attended conference in anticipation of MARTA hosting the 2017 Annual Meeting	TC
Carrier, Matthew T.	19240	Liaison for Super Bowl - Houston, TX - Feb 1-6, 2017	\$ 3,805.75	Security Detail	MI
Chambers, Ricky L	19210	Explosive Handle and Breaching Course - Byhalia, MS - Jun 26 - July 2, 2016	\$ 929.91	Training	MI
Clark, Lawrence R.	12130	ACFE Conference - Nashville, TN - Jun 18-21, 2017	\$ 2,500.66	Attended the 28th Annual ACFE Global Fraud Conference at the Music City Center, Nashville Tennessee. This conference is designed to help internal audit executives better understand the challenges of fast-paced changes in Technology, Information Security, Risk Management, Governance, and Fraud.	TR
Davenport, Willie Frank	19210	58th Presidential Inauguration - Washington, DC - Jan 18-21, 2017	\$ 241.50	Security Detail	MI
Dawkins, LaShanda R.	22510	APTA Annual - Los Angeles, CA - Sept 11-14, 2016	\$ 2,492.39	Attended APTA's Annual Meeting to engage in educational sessions, workshops, tours, and network with colleagues. Keynote speakers discuss strategy and leadership. Subjects of individual interest included Security, Technological innovations, and First and Last Mile Planning Solutions.	TC
Dawkins, LaShanda R.	22510	Governing Public Official of the Year Event - Washington, DC - Nov 30-Dec 1, 2016	\$ 505.19	Support MARTA's GM/CEO in his nomination as an honoree for the Governing Public Official of the Year	MI
Dawkins, LaShanda R.	22510	GTA Conference - Athens, GA - Dec 7-9, 2016	\$ 720.32	Attended GTA to support rural and urban public transit entities; provides a forum for the exchange of information, ideas and experiences; works toward securing adequate and stable funds for public transit; and promotes a positive image of transit throughout Georgia.	TC
Dawkins, LaShanda R.	22510	Network with Healthline - Cleveland, OH - Apr 18-19, 2017	\$ 527.16	Attended Network Healthline to explore the lessons learned and best practices of the HealthLine in Cleveland (BRT) with local transit professionals and city officials	MI

FY17 Summary of MARTA Employee Travel					
Employee Name	Cost Ctr	Description & Date	Amount	Purpose & Detail	Code
De Jesus, Donna Elizabeth	17922	MAX 2016 Graduation & CEO Panel Discussion - Dallas, TX - Aug 18-19, 2016	\$ 238.98	Multi-Agency Exchange(MAX) Program is a four transit agency collaboration (MARTA, LA Metro, RTD-Denver, DART- Dallas), structured to focus on learning exchange and leadership development.	MI
De Jesus, Donna Elizabeth	17922	APTA Marketing & Communications - Tampa, FL - Feb 26-Mar 01, 2017	\$ 1,853.84	APTA's Marketing & Communications Conference is a job-related conference with seminars focusing on marketing, communications & customer service topics.	TC
Delgado, Oliver M.	19210	GALEFI Conference - Carrolton, GA - Aug 23-26, 2016	\$ 631.39	Training Conference	OC
Delgado, Oliver M.	19210	Attend the Active Shooter Conference - San Marcos, TX - Nov 06-10, 2016	\$ 1,666.90	Weapons Training Conference	OC
Delgado, Oliver M.	19210	Certification as a First Responder Breach Instructor - San Marcos, TX - Feb 5-11, 2017	\$ 1,646.88	Training	MI
Demmons, Victor R.	16730	APTA Working Group Meeting - San Diego, CA - May 7-11, 2017	\$ 2,527.71	Participated with APTA Rail Standards Committee to develop SOP's for fatigue policies, rule book introduction authority, safe operations in yards and operational control center.	TC
Dirga, Katherine	22620	Annual AFTA Conference - San Francisco, CA - Jun 14-16	\$ 1,600.38	Public Art Pre-conference attendee	OC
Dirga, Katherine	22620	MetroRail Conference Roundtable Participant - Philadelphia, PA - Jun 27-Jul 1, 2017	\$ 475.00	Co-hosted roundtable on Art in Transit	TC
Dorsey, Joseph D.	19210	Mandatory Law Enforcement Training - Savannah, GA - July 23-27, 2016	\$ 1,731.30	GACP Summer Training Conference (mandatory)	OC
Dorsey, Joseph D.	19210	IACP Conference Mandatory law enforcement training - San Diego, CA - Oct 14-18, 2016	\$ 2,595.12	IACP Training Conference (mandatory)	OC
Dorsey, Joseph D.	19210	Mandatory Law Enforcement Training - Athens, GA - Feb 6-7, 2017	\$ 396.50	GACP Winter Training Conference (mandatory)	OC
Dunham, Wanda Y	19210	Meeting and Training conference - Washington, DC - July 14-19, 2016	\$ 2,138.93	White House Visit & NOBLE Training Conference (Transit Committee Chair) (mandatory)	OC
Dunham, Wanda Y	19210	Mandatory Law Enforcement Training - Savannah, GA - Aug 21-22, 2016	\$ 449.50	POAG Training Conference (mandatory)	OC
Dunham, Wanda Y	19210	Assistance in relocating elderly during Hurricane Matthew - Savannah, GA - Oct 6-7, 2016	\$ 210.83	Emergency Evacuation Transport Detail-Reimbursement for Officers' food	MI
Dunham, Wanda Y	19210	IACP Conference Mandatory law enforcement training - San Diego, CA - Oct 14-18, 2016	\$ 2,511.46	International Association of Chiefs of Police (IACP) Training Conference (Transit Committee Chair) (mandatory)	OC
Dunham, Wanda Y	19210	Mandatory Law Enforcement Training - Athens, GA - Feb 6-8, 2017	\$ 396.50	Georgia Association of Chiefs of Police (GACP) Winter Training Conference (mandatory)	OC
Dunham, Wanda Y	19210	PAG Security Roundtable - Baltimore, MD - Jun 8-10, 2017	\$ 1,161.32	DHS Peer Advisory Group (PAG) Security Roundtable Training Conference (mandatory)	OC
Dunning, Debra A.	16310	2016 IAAP Summit - Hollywood, FL - July 22-26, 2016	\$ 2,120.23	Attended IAAP Department Administrator for HR and provide various administrative support to the Authority. Attended the annual conference for the purpose of (1) sharpening skills (2) getting inspired (3) Improving collaboration and workflow (4) discovering latest solutions (5) and networking. These are valuable gained skills.	OC
Edwards, Gregory T. Sr.	18380	MARTA/Alston Project Status Meeting - Rochester, NY - Aug 30-31, 2016	\$ 275.26	Attended a MARTA Sr. Leaders and Alstom Signaling Sr. Management meeting to discuss the Train Control and SCADA Upgrade (TCSU) project.	MI
Edwards, Gregory T. Sr.	18380	Wireless Communications In Transit Conference - Washington, DC - Jun 19-21, 2017	\$ 1,775.08	Attended the Wireless Communications In Transit Conference to study how the transit industry can benefit from implementing various methods of wireless communications. The conference explored, standards and regulations for wireless, how to build a business case for wireless in transit, and building mutually beneficial relationships between transit agencies, wireless operators, and equipment providers.	OC
Ellison, Carlis G.	14360	NTD Training - Phoenix, AZ - Jan 17-19, 2017	\$ 1,143.40	Attended NTD to keep abreast of changes and new pronouncements in the grants management and accounting industry	TR
Ellison, Carlis G.	14360	OHUG - Orlando, FL - Jun 6-9, 2017	\$ 2,084.25	Attended OHUG to keep abreast of changes and updates to the Oracle Payroll and HR Module	TR
Elsberry, John T.	11810	National Railroad Construction and Maintenance Conference - Boca Raton, FL - Jan 8-12, 2017	\$ 438.39	Guest Speaker - presented upcoming capital programs to over 1,000 collection of rail construction/maintenance contractor and supply company executives, whom expected to be in attendance. The presentation is "MARTA's 2017 and Beyond Capital Program and Opportunities for Contractors and Suppliers".	TC
Erves, Joseph J.	11810	WMATA visit Rail Car Procurement Process - Washington, DC - Aug 8-9, 2016	\$ 991.41	Site visit to WMATA in Washington, DC to familiarize MARTA staff with the car builder and communicate MARTA's intention to conduct a timely and competitive procurement.	MI
Erves, Joseph J.	11810	MARTA/ALSTOM - Rochester, NY - Aug 30-31, 2016	\$ 275.26	Meeting to discuss and Review Contract Modification	MI

FY17 Summary of MARTA Employee Travel					
Employee Name	Cost Ctr	Description & Date	Amount	Purpose & Detail	Code
Erves, Joseph J.	11810	Car Builders Site Visit - Rochester, NY - Oct 3-7, 2016	\$ 1,866.08	Site visit to WMATA in Washington, DC to familiarize MARTA staff with the car builder and communicate MARTA's intention to conduct a timely and competitive procurement.	MI
Eugene, Alphonse Jr.	19210	Attend the Active Shooter Conference - San Marcos, TX - Nov 06-10, 2016	\$ 1,224.60	Training	MI
Fedikovich, John	15630	APTA OPWG Committee Meeting - San Diego, CA - May 7-10, 2017	\$ 1,958.35	APTA Rail Conference	TC
Fletcher, Angela T.	19210	CJIS Training - Savannah, GA - Aug 22-25, 2016	\$ 878.62	GBI CJIS Training Conference	OC
Floyd, Gregory	16810	MAX Program - Los Angeles, CA - Mar 5-10, 2017	\$ 1,806.60	Selected as a candidate to participate in the 2017 MAX program	TC
Floyd, Gregory	16810	MAX Program - Dallas, TX - Jun 18-23, 2017	\$ 1,568.96	Selected as a candidate to participate in the 2017 MAX program in Dallas	TC
Floyd, Gregory	22230	Mixed Use Real Estate Finance Course - Los Angeles, GA - Oct 11-14, 2016	\$ 2,237.60	Professional Development course in Mixed-Use Finance for TOD	TC
Fox, Lisa	16910	WMATA visit Rail Car Procurement Process - Washington, DC - Aug 8-9, 2016	\$ 1,085.63	Preliminary site visit to determine capacity for rail car life extension program and the new rail car procurement	CP
Fox, Lisa	16910	Site Visits for Rail Car Procurement - Rochester, NY - Oct 3-7, 2016	\$ 1,882.83	Preliminary site visit to determine capacity for rail car life extension program and the new rail car procurement	CP
Fox, Lisa	16910	Site Visits for Rail Car - Miami, FL - Oct 26-27, 2016	\$ 472.52	Preliminary site visit to determine capacity for rail car life extension program and the new rail car procurement	CP
Fox, Lisa	16910	Site Visit for Rail Car Procurement - Chicago, IL - Nov 1-2, 2016	\$ 634.69	Preliminary site visit to determine capacity for rail car life extension program and the new rail car procurement	CP
Fox, Lisa	16910	Rail Car Procurement Site Visit - Lincoln, NE - Nov 8-9, 2016	\$ 873.46	Preliminary site visit to determine capacity for rail car life extension program and the new rail car procurement	CP
Fox, Lisa	16910	Rail Car Site Visit - New York, NY - Dec 5-7, 2016	\$ 1,237.31	Preliminary site visit to determine capacity for rail car life extension program and the new rail car procurement	CP
Frank, Debbie	22230	Railvolution Conference - San Francisco, CA - Oct 8-13, 2016	\$ 2,925.75	Panelist on Affordable Housing at Stations	TC
Gamble, Gregory L.	19210	GPAC Conference Mandatory Training - Young Harris, GA - Jun 25-28, 2017	\$ 928.33	Training Conference	OC
Garmon, Demetris R.	19210	58th Presidential Inauguration - Washington, DC - Jan 18-21, 2017	\$ 241.50	Security Detail	MI
Gotell, Kevin B.	19210	Attend the PATC Detective and New Criminal Investigators Course - Birmingham, AL - Oct 30-Nov 4, 2016	\$ 1,324.40	Training	MI
Graham, Shekinia M.	19210	Attend the Annual NIAIA Conference - Charleston, SC - Aug 21-25, 2016	\$ 1,308.70	Training Conference	OC
Gray, Booker	18530	Autodesk University Conference - Las Vegas, NV - Nov 14-18, 2016	\$ 4,315.72	Attended conference to learn advance Autodesk skills at classes taught by expert professionals, and also provided an opportunity to listen to innovators who are reinventing the way CAD Specialists design and create. This is the only CAD conference offered in the US annually.	OC
Green, Charmaine	19210	Recruiting trip to Ft. Benning - Columbus, GA - Feb 15-16, 2017	\$ 187.06	Job Fair	MI
Green, Charmaine	19210	Recruiting Trip to the Military - Ft. Campbell, KY - Mar 21-24, 2017	\$ 559.80	Job Fair	MI
Greene, Aston T.	19210	Attend the Cyber Security Leadership Certification Program, Atlanta - GA - July 25-29, 2016	\$ 1,221.46	Training	MI
Greene, Aston T.	19210	Attend the ASIS Annual Conference - Orlando, FL - Sept 11-16, 2016	\$ 3,304.73	Training Conference	OC
Groover, Latresha V.	19210	58th Presidential Inauguration - Washington, DC - Jan 18-21, 2017	\$ 241.50	Security Detail	MI
Hage, Peter	19210	Recruiting Trip to Savannah State university - Savannah, GA - Feb 1-2, 2017	\$ 223.45	Job Fair	MI
Hameed, Jamal	15230	NFPA Conference - Boston, Massachusetts - Jun 3-7, 2017	\$ 3,472.74	Met with other Fire Protection Engineers and vendors to get insight and exchanged ideas with other transit agencies on fire protection projects on how it will benefit MARTA.	OC
Hamilton, Diane N.	10410	Transit CIO Consortium - New York, NY - Jul 13-15, 2016	\$ 1,237.96	Attended the Transit CIO Consortium to discuss current transit initiatives, technology issues & practices with peer transit executives. Executives will gain an understanding of top priorities & develop a strategic plan to execute those priorities.	OC
Hamilton, Diane N.	10410	WTS Mid Career Leadership - Washington, DC - Sept 25-28, 2016	\$ 1,673.78	Attended Mid-Career Leadership program to give Technology Executives a unique opportunity for them to experientially learn strategies & techniques to grow their leadership skills in the transportation industry.	TR
Harris, Anthony D.	19210	Attend Fort Benning Job Fair to Recruit Police Personnel - Columbus, GA - July 27-28, 2016	\$ 196.34	Job Fair	MI
Harris, Anthony D.	19210	Attend the Fort Campbell Job Fair - Fort Campbell, KE - Aug 16-19, 2016	\$ 587.28	Job Fair	MI
Harris, Anthony D.	19210	Attend Recruiting Job Expo to recruit Police Officers - Fort Stewart, GA - Oct 26-28, 2016	\$ 357.28	Job Fair	MI
Harris, Anthony D.	19210	Recruiting Trip to Savannah State university - Savannah, GA - Feb 1-2, 2017	\$ 233.45	Job Fair	MI
Harris, Anthony D.	19210	Recruiting trip to Ft. Benning - Columbus, GA - Feb 15-16, 2017	\$ 187.06	Job Fair	MI
Harris, Anthony D.	19210	Recruiting Trip to the Military - Ft. Campbell, KY - Mar 21-24, 2017	\$ 759.80	Job Fair	MI
Harris, Anthony D.	19210	Ft. Bragg Recruitment Trip - Fayetteville, NC - Jun 20-22, 2017	\$ 377.60	Job Fair	MI
Hemingway, Michael	19210	DART Officer's Funeral - Dallas, TX - July 12-14, 2016	\$ 201.14	Honor Guard detail	MI

FY17 Summary of MARTA Employee Travel					
Employee Name	Cost Ctr	Description & Date	Amount	Purpose & Detail	Code
Hemingway, Michael	19210	Explosive Handle and Breaching Course - Byhalia, MS - Aug 28 -Sept 3, 2016	\$ 933.18	Training	MI
Hemingway, Michael	19210	Honor Guard attended Funeral form MPD Reserve Officer John Mattingly - Evansville, IN - May 29-30, 2017	\$ 76.50	Honor Guard detail	MI
Henry, Robin	16310	2017 SHRM Conference - New Orleans, Jun 17-21, 2017	\$ 2,908.04	Attended the annual conference for the purpose of gaining of industry knowledge, peer networking and continuing education in HR.	OC
Henry, Robin	16310	Attendance of GA Labor Management Conference - Young Harris, GA - Jun 21-23, 2017	\$ 846.78	Attended the conference to participate in discussions regarding Labor Management trends.	OC
Herrin, Evangeline	14310	GGFOA Conference - Stone Mountain, GA - Oct 2-5, 2016	\$ 1,127.61	Attended GGFOA to keep abreast of changes and new pronouncements in the accounting industry	OC
Herrin, Evangeline	14310	GFOA Conference - Denver, CO - May 21-24, 2017	\$ 1,940.27	Attended GGFOA to keep abreast of changes and new pronouncements in the accounting industry	OC
His, Sarah Ming	10110	Gartner Symposium IT Expo 2016 - Orlando, FL - Oct. 16-20, 2016	\$ 5,052.22	Attended CIO's & Technology leaders conference to gain an understanding of top priorities & develop a strategic plan to execute those priorities during interactive learning sessions. This year's theme, Lead 360. Drive Digital to the Core, will help CIO's & Technology leaders see further, explore deeper & discover how to make digital a core competence for their organization. A community of over 8,500 CIO's & their leadership teams attended.	OC
Holsey, Aloma A.	19210	DART Officer's Funeral - Dallas, TX - July 12-14, 2016	\$ 681.14	Honor Guard detail	MI
Holsey, Willie N.	19210	Explosive Handle and Breaching Course - Byhalia, MS - Aug 28 -Sept 3, 2016	\$ 933.18	Training	MI
Housden, Daniel E.	15250	Trapeze Conference - Chicago IL - Apr 8-13, 2017	\$ 2,512.15	Trapeze Training/Networking	TR
Hudson, Robert A.	22340	Clever Devices Users Conference - Chicago, IL - Sept 25-28, 2016	\$ 2,093.63	Attended conference for a deeper glimpse of the Clever Devices products, network with technical staff, network with other properties that use Clever Devices products, and participate in initial training sessions for various products.	OC
Hunt, Jonathan	16110	APTA Legal Seminar - Savannah, Ga - Feb 26-28, 2017	\$ 1,096.00	Annual APTA Legal Conference; CLE credits	TC
Hurley, Kevin L.	14810	Agency Rating Presentation - New York, NY - Feb 7-8, 2017	\$ 733.97	Presented MARTA's financial status to Moody's and Standard and Poor's Bond Rating Agencies to support the Series 2017A fixed rate bonds	GF
Hurley, Kevin L.	14810	JP Morgan Transportation Investor Conference - New York, NY - Mar 15-17, 2017	\$ 1,167.89	Participated in transportation bond issuer and investor conference - Meetings with current and prospective bond holders	GF
Hurley, Kevin L.	14810	Marta Investor Meeting - Boston, MA - Mar 27-29, 2017	\$ 1,143.92	Investor Road Show to inform potential investors of MARTA's financial status and encourage them to consider investing in MARTA bonds	GF
Hutchinson, Gordon L.	14210	WMATA visit Rail Car Procurement Process - Washington, DC - Aug 8-9, 2016	\$ 574.73	Preliminary site visit to determine capacity for rail car life extension program and the new rail car procurement	CP
Hutchinson, Gordon L.	14210	APTA Annual Conference - Los Angles, CA - Sept 11-14, 2016	\$ 2,474.98	Attended workshops and seminars to enhance professional and technical skills for transit professionals	TC
Hutchinson, Gordon L.	14210	Agency Rating Presentation - New York, NY - Feb 7-8, 2017	\$ 734.17	Presented MARTA's financial status to Moody's and Standard and Poor's Bond Rating Agencies to support the Series 2017A fixed rate bonds	GF
Hutchinson, Gordon L.	14210	JP Morgan Transportation Investor Conference - New York, NY - Mar 15-17, 2017	\$ 1,101.19	Participated in transportation bond issuer and investor conference - Meetings with current and prospective bond holders	GF
Hutchinson, Gordon L.	14210	Marta Investor Meeting - Boston, MA - Mar 27-29, 2017	\$ 1,199.16	Investor Road Show to inform potential investors of MARTA's financial status and encourage them to consider investing in MARTA bonds	GF
Hutchinson, Gordon L.	14210	GFOA 111th Conference - Denver, CO - May 21-24, 2017	\$ 1,369.20	2017 Scholarship Recipient - To keep abreast of new and best practices for the government finance profession	OC
Jackson, Alisa	17410	Governing Magazine Awards - Washington, DC - Nov 30-Dec 1, 2016	\$ 492.77	Attended the Governing Magazine Awards program, MARTA received the Gold Safety Award. Staff coordination for media.	MI
Jackson, Fredrico	19210	Command College - Columbus, GA - Jan 15-20, 2017	\$ 650.50	Executive Level Training-Career Development	MI
Jackson, Fredrico	19210	Command College - Columbus, GA - Mar 12-17, 2017	\$ 763.70	Executive Level Training-Career Development	MI
Jackson, Fredrico	19210	Command College - Columbus, GA - Jun 4-9, 2017	\$ 650.50	Executive Level Training-Career Development	MI
Jackson, Joshua J.	19210	Recruiting trip to Savannah University, GA - Feb 1-2, 2017	\$ 223.45	Job Fair	MI
Jackson, Tiffney	12110	Training - Green Belt, MD - Oct 4-8, 2016	\$ 2,284.66	Attended Contracts & Procurement Training for Audit. The language of acquisition and how to translate complex acquisition terms and concepts into plain English. Administrative and support responsibilities in procurement. Simplified Acquisition Procedures (SAPs), Government Purchase Card regulations, the GSA SmartPay program, Purchase Orders, and Blanket Purchase Agreements (BPAs). Recognize and avoid potential conflicts of interest. Review important provisions of the Procurement Integrity Act.	TR

FY17 Summary of MARTA Employee Travel					
Employee Name	Cost Ctr	Description & Date	Amount	Purpose & Detail	Code
Jacobs, Deloris	19210	CJIS Training - Savannah, GA - Aug 22-26, 2016	\$ 717.20	GBI CJIS Training Conference	OC
Jenkins, Jaquia	19210	Attend Recruiting Job Expo to Recruit Police Officer - Fort Stewart - Oct 26-28, 2016	\$ 357.28	Job Fair	MI
Jennings, Donna	16210	Attend Origami Risk Users Conference - Austin, TX - Jan 27-28, 2017	\$ 2,164.97	As part of contract, meeting of users to learn of new product initiatives and review software capabilities	TR
Jinadu, Jennifer	17310	APTA Marketing & Communications - Tampa, FL - Feb 26-Mar 01, 2017	\$ 1,902.44	Attended the annual workshop to gain valuable knowledge, contacts and resources within the Transit industry. There were intensive and interactive workshops that focused on all aspects of public transportation marketing and communications, including media relations, customer service, social media, advertising revenue information exchange, marketing communications exchange/roundtable that were beneficial to Jennifer and the Authority.	TC
Johnson, DeAntoine M.	19210	Honor Guard attended Funeral for MPD Reserve Officer John Mattingly, Evansville, IN - May 29-30, 2017	\$ 201.85	Honor Guard detail	MI
Johnson, Harold L.	19210	Liaison for Super Bowl - Houston, TX - Feb 1-6, 2017	\$ 977.70	Security Detail	MI
Johnson, Kenneth R.	14210	Graph EXPO Conference - Orlando, FL - Sept 25-28, 2016	\$ 843.57	To keep abreast of new equipment and technology	OC
Johnson, Paul C.	19210	Honor Guard attended Funeral for MPD Reserve Officer John Mattingly, Evansville, IN - May 29-30, 2017	\$ 76.50	Honor Guard detail	MI
Johnson, Sherrie	18810	Benchmarking With RD-Partner Agency - Denver, CO - July 11-13, 2016	\$ 1,326.46	Site visit to benchmark the Learning and Development organization and to identify new learning practices that could be deployed at MARTA. Spent time in each operation - Bus Maintenance, Rail Transportation, Rail Maintenance, etc. discussing Apprenticeship programs and career ladder. Also benchmarked the approach for leadership development.	MI
Johnson, Sherrie	18810	Site Visit to DART - Dallas, TX - Apr 17-18, 2017	\$ 932.73	Site visit along with the MARTA Leadership Team from Bus Operations and DSQA to benchmark best practices for training Bus Operators. This was in alignment with transformation efforts to help improve performance for Bus Operations.	MI
Jones, Jana	16730	TSSP Training - Boston, MA - Sept 11-16, 2016	\$ 2,407.40	TSSP Training - Effectively Managing Transit Emergencies	TR
Joshi, Abhay J.	16810	MAX Program 2016 - Dallas, TX - Aug 14-19, 2016	\$ 1,623.05	MARTA sponsored program with partner agencies to that provided leadership development.	MI
Joshi, Abhay J.	16810	Rail APTA Conference - Baltimore, MD - Jun 11-14, 2017	\$ 2,117.05	Keynote speaker by APTA to discuss innovative Wayside Worker Safety Technologies. This outreach effort also counts towards MARTA's fulfillment of a FTA Grant Requirement.	TC
Keigwin, Laura A.	14840	Training ISDA - Boston, MA - Feb 7-8, 2017	\$ 1,153.23	Attended a workshop on changing requirements for amending current ISDA agreements related to our fuel hedging program - train the trainer item	GF
Kennedy, Emmry R.	16810	Max Program - Los Angeles, CA - Mar 5-10, 2017	\$ 1,844.60	MAX is a collaborative, structured leadership development and learning exchange program. Members travel to various transportation Agencies to exchange knowledge, and foster collaborative mature working relationships with other members of the work team and across the Authority.	MI
Kennedy, Emmry R.	16810	MAX Program - Dallas, TX - Jun 18-23, 2017	\$ 1,552.91	MAX is a collaborative, structured leadership development and learning exchange program. Members travel to various transportation Agencies to exchange knowledge, and foster collaborative mature working relationships with other members of the work team and across the Authority.	MI
Kirby, Margarite Y.	19210	58th Presidential Inauguration - Washington, DC - Jan 18-21, 2017	\$ 241.50	Security Detail	MI
Kirby, Torrey	10310	Gartner Symposium IT EXPO 2016 - Orlando, FL - Oct 16-20, 2016	\$ 5,378.25	Attended CIO's & Technology conference for leaders to gain an understanding of top priorities & develop a strategic plan to execute those priorities during interactive learning sessions. This year's theme, Lead 360. Drive Digital to the Core, will help CIO's & Technology leaders see further, explore deeper & discover how to make digital a core competence for their organization. A community of over 8,500 CIO's & their leadership teams attended.	OC
Knight, Rondal E.	19210	Attend the FBI Hazardous School - Huntsville, AL - July 10 - Aug 19, 2016	\$ 6,128.30	Training	MI
Krisak, Richard	11810	WMATA visit Rail Car Procurement Process - Washington, DC - Aug 8-9, 2016	\$ 962.65	Visited Prospective Car Builders to discuss scheduling, delivery and production of the pilot bus.	MI
Krisak, Richard	11810	MARTA/ALSTOM - Rochester, NY - Aug 30-31, 2016	\$ 700.26	Meeting to discuss and Review Contract Modification	MI
Krisak, Richard	11810	Visit Prospective Car Builder to Familiarize core team - New York, NY - Oct. 3-7, 2016	\$ 1,683.83	Visited Prospective Car Builders to discuss scheduling, delivery and production of the pilot bus.	MI



FY17 Summary of MARTA Employee Travel					
Employee Name	Cost Ctr	Description & Date	Amount	Purpose & Detail	Code
Krisak, Richard	11810	Visit Prospective Car Builders - Miami, FL - Oct 26-27, 2016	\$ 445.16	Visited Prospective Car Builders to discuss scheduling, delivery and production of the pilot bus.	MI
Krisak, Richard	11810	Visit Prospective Car Builders - Chicago, IL - Nov 1-2, 2016	\$ 556.23	Visited Prospective Car Builders to discuss scheduling, delivery and production of the pilot bus.	MI
Krisak, Richard	11810	Visit Prospective Car Builder - Lincoln, NV - Nov 8-9, 2016	\$ 892.96	To discuss scheduling, delivery and production of the pilot bus.	MI
Krisak, Richard	11810	Visit Gillig Bus Manufacturer to discuss Scheduling, Delivery & Production - Oakland, CA - Feb 27-Mar 2, 2017	\$ 1,520.46	To discuss scheduling, delivery and production of the pilot bus.	MI
Lankford, Chris	18530	Autodesk University Conference - Las Vegas, NV - Nov 14-18, 2016	\$ 4,315.72	Attended conference to provide an opportunity to learn advance Autodesk skills at classes taught by expert professionals, and also provided an opportunity to listen to innovators who are reinventing the way CAD Specialists design and create. This is the only CAD conference offered in the US annually.	
Lapee, Paul	16810	MAX Program 2016 - Dallas, TX - Aug 14-19, 2016	\$ 1,627.05	Selected into Multi-agency Exchange Program (MAX). Partnering, touring and learning other Tier One Agencies.	TC
Leaphart, Suzette	14360	2017 Annual Oracle HR/Payroll Conference - Orlando, FL - Jun 6-9, 2017	\$ 2,089.23	Attended Annual Oracle HR/Payroll Conference to keep abreast of changes and updates to the Oracle Payroll and HR Module	TR
Lee, Leslie J.	15230	Eastern Signal Engineers Meeting - Boston, MA - Aug 2-4, 2016	\$ 1,012.74	Participated in discussion with ESE members concerning equipment and/or procedure failures that was reported to the FRA, caused disruption to service, or that posed an unsafe condition for train movement.	OC
Lee, Leslie J.	15230	Complete Design Work w/consultant - Philadelphia, PA - Nov 27-30, 2016	\$ 1,116.20	Worked with AECOM doing design at their Philadelphia location, due to the reduction in manpower. Mr. Lee did the design work previously assigned to AECOM with their supervision.	CP
Lee, Leslie J.	15230	ESE Meeting - Philadelphia, PA - Apr 4-6, 2017	\$ 988.30	Participated in discussion with ESE members concerning equipment and/or procedure failures that was reported to the FRA, caused disruption to service, or that posed an unsafe condition for train movement.	OC
Lemke, Paul	16730	APTA Working Group Meeting - San Diego, CA - May 7-11, 2017	\$ 2,566.00	Participated with APTA Rail Standards Committee to develop SOP's for fatigue policies, rule book introduction authority, safe operations in yards and operational control center.	TC
Lester, Kerin	18630	Eno Transit Mid -Manager Training - Seattle, WA - July 17-22, 2016	\$ 2,475.10	Professional Development	TR
Limmer, Benjamin	22110	Railvolution Steering Committee Meeting - Chicago, IL - July 13-15, 2016	\$ 1,430.82	The National Steering Committee is responsible for providing direction for Rail-Volution's conference and programs and maintaining our presence at transportation projects throughout the United States. MARTA is a partner agency in the Rail-Volution organization and annual conference.	MI
Limmer, Benjamin	22110	Railvolution Conference - San Francisco, CA - Oct 9-12, 2016	\$ 1,705.40	The Railvolution conference showcases the link between land use, transit and development. This meticulously curated annual event brings together planners, community activists, transit officials, consultants, developers, lenders, grassroots organizations, academics, elected officials, health advocates and housing advocates to share the most cutting edge information in their fields to explore ideas, breakthroughs, challenges and solutions for building livable communities with transit. MARTA is a partner agency in the Rail-Volution organization and annual conference.	TC
Limmer, Benjamin	22110	Governing Public Official of the Year Event - Washington, DC - Nov 30-Dec 1, 2016	\$ 526.51	Support MARTA's GM/CEO in his nomination as an honoree for the Governing Public Official of the Year.	MI
Limmer, Benjamin	22110	Georgia Transit Association Annual Conference - Athens, GA - Dec 7-8, 2016	\$ 727.83	The GTA Conference provides a unique opportunity for transit leaders across the state to come together to share best practices, find solutions, and improve services throughout communities in Georgia.	TC
Limmer, Benjamin	22110	APTA Policy and Planning Steering Committee, Washington, DC - Jan 9, 2017	\$ 735.36	The APTA Policy & Planning Committee's purpose is to advance the practice and quality of public transit planning at the system and corridor level, to improve the decision making in the planning and operations of transit systems, and to facilitate, and expand transit's link to sustainable development.	MI
Limmer, Benjamin	22110	Railvolution National Steering Committee - New York, NY - Jan 11-16, 2017	\$ 1,994.73	The National Steering Committee is responsible for providing direction for Rail-Volution's conference and programs and maintaining our presence at transportation projects throughout the United States. MARTA is a partner agency in the Rail-Volution organization and annual conference.	MI

FY17 Summary of MARTA Employee Travel					
Employee Name	Cost Ctr	Description & Date	Amount	Purpose & Detail	Code
Limmer, Benjamin	22110	ENO Leadership Training - Washington, DC - Feb 26-Mar 3, 2017	\$ 6,130.61	Participated in Eno Transit Senior Executive Program , designed for top public and private transit executives to participate in an intensive and confidential forum on strategic management, leadership, and critical emerging industry issues a year-long leadership development program. The course is centered around an intensive week-long seminar held in Washington, DC. Participants hear from distinguished guest lecturers, develop their leadership skills, and build connections in the transit industry.	TR
Limmer, Benjamin	22110	APTA Committee Meetings - Washington, DC - Mar 12-13, 2017	\$ 864.15	In conjunction with the APTA Legislative Conference, APTA hosts their annual committee meetings including the Legislative, Member Services and Policy and Planning Committees.	GF
Limmer, Benjamin	22110	Railvolution Steering Committee Meeting - Denver, CO - Mar 15-17, 2017	\$ 1,017.96	The National Steering Committee is responsible for providing direction for Rail-Volution's conference and programs and maintaining our presence at transportation projects throughout the United States. MARTA is a partner agency in the Rail-Volution organization and annual conference.	MI
Limmer, Benjamin	22110	Legislative Visit - Washington, DC - Mar 27-28, 2017	\$ 861.63	Attended meetings on Capitol Hill with the Georgia delegation.	GF
Limmer, Benjamin	22110	APTA 2017 Bus & Paratransit Conference - Reno, Nevada - May 7-10, 2017	\$ 2,049.62	Participated in technical, educational program covering operations and maintenance, accessibility and paratransit, integrated mobility and transformative technology, first- and last-mile transportation, safety and security, planning and sustainability, funding and finance, capital programs, procurement, and workforce development.	TC
Limmer, Benjamin	22110	APTA 2017 Rail Conference - Baltimore, MD - Jun 10-12, 2017	\$ 929.48	In conjunction with the APTA Rail Conference, APTA hosts their annual committee meetings including the Legislative, Major Capital Projects, Metropolitan Planning and Rail Committees.	TC
Limmer, Benjamin	22110	Clayton Advisory Group West Coast Visit - San Diego/Los Angeles, CA - Jun 21-23, 2017	\$ 1,403.35	Participated in the Clayton County Transit Initiative to explore different transit alignment and technology options to improve Clayton County's transportation mobility, accessibility, and connectivity to the Atlanta region and provide greater access to jobs, congestion relief, environmental benefits and economic development within the County	MI
Madison, Divida L.	16810	Max Program - Los Angeles, CA - Mar 5-10, 2017	\$ 1,781.60	Selected into Multi-agency Exchange Program (MAX). Partnering, touring and learning other Tier One Agencies.	TC
Madison, Divida L.	16810	MAX Program - Dallas, TX - Jun 18-23, 2017	\$ 1,479.90	Selected into Multi-agency Exchange Program (MAX). Partnering, touring and learning other Tier One Agencies.	TC
Major, Gena	23110	ASQ Word Conference Quality and Improvement - Charlotte, NC - Apr 30-May 3, 2017	\$ 2,727.36	Attended conference to participate in a session in the area of building a culture in which the application of quality tools, techniques, and methods expands beyond special projects or departments and evolves into the standard way by which work gets done.	MI
Mallis, Dean	22510	Secure Rail Conference - Orlando, FL - Apr 4-6, 2017	\$ 1,941.14	Attended Secure Rail to address North American rail security from an organizational perspective on both physical and cyber security. Tincluding managing and protecting employees, passengers and assets. It was two days of speakers, talking about different aspects of cyber and physical security and ways to implement controls to help protect against cyber and physical breaches.	OC
Mangu, Pavan	16810	MAX Program 2016 - Dallas, TX - Aug 14-19, 2016	\$ 1,603.05	Max, the multi agency exchange a year long leadership development program to exchange & learn the operations of partner transit agencies organized by MAX participating agencies.	OC
Marsh, David	16810	MAX Program 2016 - Dallas, TX - Aug 14-19, 2016	\$ 1,617.05	Employee was selected as the facilitator for the 2016 MAX program. The mission of the program is to advance workplace solutions to provide unsurpassed service to our workforce and our internal business partners, through leadership, routine excellence, and engagement.	OC
Martin, Shaun	18647	2017 AIA Conference - Orlando, FL - Apr 27-29, 2017 (registration only)	\$ 650.00	Attended AIA to obtain CEU hours to maintain professional license	OC
Masidak, Jeffrey	18660	GTA Conference - Athens, GA - Dec 7-9, 2016	\$ 384.02	Attended GTA to learn from transit leaders across the state to share best practices, find solutions and improve services throughout communities in Georgia.	TC
Mathew, Sunish	15230	ETAP Seminar - Chattanooga, TN - Aug 14-18, 2016	\$ 3,056.92	Trained on pwer system modeling & analysis using the ETAP software.	TR

FY17 Summary of MARTA Employee Travel					
Employee Name	Cost Ctr	Description & Date	Amount	Purpose & Detail	Code
Matos, Ivelisse	22330	APTA Marketing & Communications - Tampa, FL - Feb 26-Mar 1, 2017	\$ 1,854.44	Participated in interactive workshop focuses on all aspects of public transportation marketing and communications, including media relations, customer service, social media, ridership initiatives, and best practices.	MI
Matos, Ivelisse	16810	MAX Program - Los Angeles, CA - Mar 5-10, 2017	\$ 2,287.50	Multi-Agency Exchange Program. Transit agencies chose eight individuals and one program facilitator to spend a week at each agency, touring and learning the ins and outs of operations, maintenance, technology, budgeting and finance, marketing, security, quality and service standards, capital projects, administration, human resources, and labor relations.	OC
Matos, Ivelisse	16810	MAX Program - Dallas, TX - Jun 18-23, 2017	\$ 1,546.13	Multi-Agency Exchange Program. Transit agencies chose eight individuals and one program facilitator to spend a week at each agency, touring and learning the ins and outs of operations, maintenance, technology, budgeting and finance, marketing, security, quality and service standards, capital projects, administration, human resources, and labor relations.	OC
Matthew, Addi	18980	AREMA Conference - Orlando, FL - Aug 28-30, 2016	\$ 635.72	(AREMA) Attend number of seminars & technical committee meetings. Converse with fellow railroaders, exchange ideas and learn more about the industry.	TC
Matthew, Addi	18980	APTA Transit Rail Signal Standards Conference - Los Angeles, CA - Oct 3-5, 2016	\$ 1,218.06	APTA conference on Transit Rail Signal Standards.	TC
Matthew, Addi	18980	APTA Signal Standards - Phoenix, AZ - Jun 26-28, 2017	\$ 1,022.08	APTA conference on Transit Rail Signal Standards.	TC
McCalla, Anthony	19210	Attend Fort Benning Job Fair to Recruit Police Personnel - Columbus, GA - July 27-28, 2016	\$ 196.34	Job Fair	MI
McCalla, Anthony	19210	Attend the Fort Campbell Job Fair - Fort Campbell, KE - Aug 16-19, 2016	\$ 587.28	Job Fair	MI
McClendon, Ryland N.	17210	WMATA visit Rail Car Procurement Process - Washington, DC - Aug 8-9, 2016	\$ 984.41	Visited WMATA in anticipation of MARTA's rail car procurement; interested in citizen participation in the process	CP
McClendon, Ryland N.	17210	APTA Annual Meeting - Los Angeles, CA - Sept 11-14, 2016	\$ 2,285.44	Attended conference in anticipation of MARTA hosting the 2017 Annual Meeting	TC
McClendon, Ryland N.	17210	APTA Marketing & Communications - Tampa, FL - Feb 26-Mar 01, 2017	\$ 1,987.48	Attended training sessions to learn the best industry standards and practices in marketing & communications.	TC
McClendon, Ryland N.	17210	APTA Legislative Conference - Washington, DC - Mar 13-15, 2017	\$ 1,448.30	Attended the EXPO Cmte meeting in preparation for the Annual Meeting & EXPO in Atlanta Oct 2017	TC
McClendon, Ryland N.	17210	Legislative Meetings - Washington, DC - Mar 27-28, 2017	\$ 801.02	Met with members of the GA Congressional Delegation to discuss proposed legislation impacting transit and share MARTA information.	GF
McClendon, Ryland N.	17210	APTA Expo Planning Meeting - Baltimore, MD - Jun 10-13, 2017	\$ 1,494.62	Attended the EXPO Cmte meeting in preparation for the Annual Meeting & EXPO in Atlanta Oct 2017	TC
McCombs, Dorinda	18670	Oracle Open World Conference - San Francisco, CA - Sept 18-23, 2017	\$ 6,129.43	Attended Oracle Open World to learn key information regarding our current and future Oracle products and technologies. Provided one-on-one access to experts from around the world—customers, partners, and Oracle to allow us to implement an integration solutions for Capital Projects.	OC
McCoy-Dhammin, Arnita	14740	Job Fair - Valdosta, GA - Oct 19-20, 2016	\$ 548.12	Participated in a Military job fair in efforts to recruit a viable pool of potential candidates for various job vacancies.	MI
McDaniel, Kellee Nicole	11210	IAAP Conference - Fort Lauderdale, FL - July 22-27, 2016	\$ 2,501.91	Attended IAAP to learn excellent administrative knowledge and skills.	TR
Merrifweather, Anthony D.	14960	International Parking Association - New Orleans, LA - May 21-24, 2017	\$ 1,079.79	International Parking Association to examine and review new automated parking technologies available in the parking industry	OC
Miller, Douglas	11810	WMATA visit Rail Car Procurement Process - Washington, DC - Aug 8-9, 2016	\$ 571.41	Site visit to WMATA in Washington, DC to familiarize MARTA staff with the car builder and communicate MARTA's intention to conduct a timely and competitive procurement.	MI
Miller, Douglas	11810	Car Builder site visits - Plattsburgh, NY - Oct 3-7, 2016	\$ 2,045.08	Site visit to Bombarider in Hornell, NY to familiarize MARTA staff with the car builder and communicate MARTA's intention to conduct a timely and competitive procurement.	MI
Miller, Douglas	11810	Car Builder Site Visit - Miami, FL - Oct 26-27, 2016	\$ 473.16	Site visit to Hitachi in Miami, Florida to familiarize MARTA staff with the car builder and communicate MARTA's intention to conduct a timely and competitive procurement.	MI
Miller, Douglas	11810	Car Builder Site Visit - Chicago, IL - Nov 1-2, 2016	\$ 595.00	Site visit to CRRC-Sifang in Chicago, IL to familiarize MARTA staff with the car builder and communicate MARTA's intention to conduct a timely and competitive procurement.	MI
Miller, Douglas	11810	Car Builder site visits - Lincoln, NE - Nov 8-9, 2016	\$ 904.64	Site visit to Kawasaki in Lincoln, NE to familiarize MARTA staff with the car builder and communicate MARTA's intention to conduct a timely and competitive procurement.	MI

FY17 Summary of MARTA Employee Travel					
Employee Name	Cost Ctr	Description & Date	Amount	Purpose & Detail	Code
Miller, Douglas	11810	Car Builder Site Visit - Yonkers, NY - Dec 5-7, 2016	\$ 1,182.06	Site visit to Kawasaki in Yonkers, NY to familiarize MARTA staff with the car builder and communicate MARTA's intention to conduct a timely and competitive procurement.	MI
Miller, Douglas	11810	Car Builder Site Visit - North Bay, Ontario - Dec 12-13, 2016	\$ 1,335.21	Site visit to Stadler in Oakland, CA to familiarize MARTA staff with the car builder and communicate MARTA's intention to conduct a timely and competitive procurement.	MI
Miller, Douglas	11810	Attend Rolling Stock Lifecycle Management - Washington, DC - Mar 16-17, 2017	\$ 204.12	Attended the Rolling Stock Lifecycle Management 2017 Summit in Washington, DC as a guest speaker.	OC
Miller, Douglas	11810	2017 APTA Rail Conference - Baltimore, MD - Jun 10-24 2017	\$ 2,400.46	To attend 2017 APTA Rail Conference in Baltimore, MD.	TC
Monaco, John	16230	Origami User Conference - Austin, TX - Feb 27- Mar 2, 2017	\$ 2,190.65	As part of contract, meeting of users to learn of new product initiatives and review software capabilities	TR
Moore, George	19210	58th Presidential Inauguration - Washington, DC - Jan 18-21, 2017	\$ 241.50	Security Detail	MI
Moore-Williams, Erica	15250	Trapeze User Group - Chicago, IL - Apr 8-13, 2017	\$ 2,551.15	Trapeze Training/Networking	TR
Neville, Phil	15250	Trapeze Conference - Chicago, IL - April 8-13, 2017	\$ 2,551.15	Trapeze Training/Networking	TR
O'Neill, Elizabeth	16110	APTA Legal Seminar - Savannah, Ga - Feb 26-28, 2017	\$ 1,010.02	Annual APTA Legal Conference; CLE credits	TC
Ortega, Carlos Alberto	16810	Max Program - Los Angeles, CA - Mar 5-10, 2017	\$ 1,909.60	MARTA sponsored program with partner agencies to that provided leadership development.	MI
Ortega, Carlos Alberto	16810	MAX Program - Dallas, TX - Jun 18-23, 2017	\$ 1,574.39	MARTA sponsored program with partner agencies to that provided leadership development.	MI
Ortega, Carlos Alberto	15230	Presentation at APTA Rail Conference - Baltimore, MD - Jun 10-14, 2017	\$ 2,463.72	Selected for panel to discuss his Abstract Presentation "Fleet-wide Vehicle Camera System Implementation - What you see & Don't See".	TC
Owensby, Nikki	14310	NTD Training - Phoenix, AZ - Jan 17-19, 2017	\$ 1,294.48	Attended NTD to keep abreast of changes and new pronouncements in the	TR
Parham, Detric	16730	APTA Working Group Meeting - San Diego, CA - May 7-11, 2017	\$ 2,507.80	Participated with APTA Rail Standards Committee to develop SOP's for fatigue policies, rule book introduction authority, safe operations in yards and operational control center.	TC
Parker, Keith T,	11110	COMTO - National Meeting & Training Conference - Dallas, TX - July 10-12, 2016	\$ 899.45	Annual Meeting and Training Conference - 21st Century Multimodal Transportation: The Future is Now.	TC
Parker, Keith T,	11110	WMATA Rail Car Procurement Site Visit - Washington, DC - Aug 8-9, 2016	\$ 706.40	Property visit to view rail cars and discuss procurement process - new rail car procurement.	MI
Parker, Keith T,	11110	APTA Annual Meeting - Los Angeles, CA - Sept 9-13, 2016	\$ 1,483.05	Transportation industry largest meeting/exposition. Attended board/conference to discuss issues and best practices with transit leaders and professionals in the transit industry.	TC
Parker, Keith T,	11110	NIAC Quarterly Meeting - Washington, DC - Sept 15-18, 2016	\$ 1,219.24	Attended the quarterly business meeting. The National Infrastructure Advisory Council provides the President of the United States, through Homeland Security, with advice on the security of the critical infrastructure sectors and their information systems.	GF
Parker, Keith T,	11110	APTA Executive Committee Meeting - Washington, DC - Sept 25-26, 2016	\$ 496.54	As a member of the APTA Executive Committee, met with members to discuss APTA related issues including but not limited to budget, conferences and staffing.	TC
Parker, Keith T,	11110	Smart Cities Week - Washington, DC - Sept 27-28, 2016	\$ 698.38	Panelist - Increasing Public Transit and Mobility for All. Smart Cities Week is a highly interactive conference and expo that showcases cutting-edge technologies, real-world solutions and proven strategies government leaders need to build more livable, workable, sustainable cities.	OC
Parker, Keith T,	11110	Speaker-VA Correctional Assoc Annual Conference - Richmond, VA - Oct 6-7, 2016	\$ 448.85	Speaker - Best Practices in Criminal Justice - VCA's Annual Conference is one of the most diversely attended event in the Commonwealth. The conference provides attendees and opportunity to personally interact with corrections professionals and features various workshops, meetings and training.	OC
Parker, Keith T,	11110	Georgia Transportation Summit - Athens, GA - Nov 29-30, 2016	\$ 161.94	Speaker - Full-day summit focused on the state of transportation in Georgia - from roads and bridges to ports and airports.	TC
Parker, Keith T,	11110	Fulton/Dallas, Fly-in - Dallas, TX - Jan 12-13, 2017	\$ 846.00	Group trip including GDOT, MARTA, GRTA leadership, mayors and Fulton Commissioners. Organized tours provided the group with a unique opportunity to see and hear about Dallas' transit and transportation systems.	MI
Parker, Keith T,	11110	Rate Agency Visits - New York - NY - Feb 7-8, 2017	\$ 565.65	Meetings with the three Rating Agencies that rate MARTA bonds, prior to executing a transaction.	GF
Parker, Keith T,	11110	APTA Transit CEO's Seminar - San Diego, CA - Feb 10-14, 2017	\$ 2,446.41	Annual APTA seminar for CEOs across US and Canada - strategic, technical and policy work sessions.	TC

FY17 Summary of MARTA Employee Travel					
Employee Name	Cost Ctr	Description & Date	Amount	Purpose & Detail	Code
Parker, Keith T,	11110	NIAC Quarterly Meeting - Washington, DC -Feb 15-16, 2017	\$ 545.03	Attended the quarterly business meeting. The National Infrastructure Advisory Council provides the President of the United States, through Homeland Security, with advice on the security of the critical infrastructure sectors and their information systems.	GF
Parker, Keith T,	11110	APTA Board of Directors Meeting - Washington, DC - Mar 10-11, 2017	\$ 677.33	Attended APTA Board Meeting.	TC
Parker, Keith T,	11110	MARTA Legislative Visits - Washington, DC - Mar 27-28, 2017	\$ 663.00	Legislative Visits with Georgia Congressional Delegation and FTA.	TC
Parker, Keith T,	11110	Returned from Vacation due to I-85 Collapse - April 5, 2017	\$ 545.92	Due to the urgency of the I-85 bridge collapse, General Manager returned from vacation to lead MARTA's role in supporting the transportation efforts throughout the region.	MI
Parker, Keith T,	11110	NIAC Working Group/Quarterly Business Meeting - Washington, DC - May 7-8, 2017	\$ 644.78	NIAC Working Group - insights on the impact of NIAC studies, process improvements and potential topics for future studies. Also attended Quarterly Business Meeting.	GF
Parker, Keith T,	11110	Leadership APTA Selection Committee Meeting - Washington, DC - Jun 10-11, 2017	\$ 533.67	Leadership APTA Committee met to select class of 2018.	TC
Parker, Keith T,	11110	APTA Rail Conference - Baltimore, MD - Jun 11-13, 2017	\$ 1,641.64	Attended APTA rail conference to focus on the technical aspects of all rail transportation issues. Learn from experts in the industry as they share effective strategies, experiences and solutions. Participated in discussions with colleagues to share best practices. Participated on a panel during general session luncheon re how 2016 became a record year for transit ballot measures.	TC
Parker, Keith T,	11110	NIAC Cyber Working Group Session - Washington, DC - Jun 27-28, 2017	\$ 688.76	Participated in the NIAC working group sessions. We were tasked to scope a study on cyber risks in critical infrastructure.	GF
Patterson, Fernell Jr.	16750	MBTA Emergency Training Center- Benchmarking - Boston, MA - July 10-12, 2016	\$ 1,384.04	Benchmarking	TR
Pensyl, Donald N.	11810	Trapeze User's Conference - Chicago, IL - Apr 8-13, 2017	\$ 2,455.05	Attended the 2017 Trapeze Users Conference in Chicago, IL	TR
Peoples, Brandon	18620	Consulting Engineers Seminar - Dallas, TX - Nov 2-4, 2016	\$ 160.00	This seminar was paid for by vendor/contractor.	OC
Peoples, Brandon	18620	HVAC Testing - Wausau, Wisconsin - May 24-26, 2017	\$ 127.50	HVAC testing performed at vendor facility	CP
Perkins, Dwight	18920	Rail/Equipment Expo - Orlando, FL - Aug 28-30, 2016	\$ 600.72	(AREMA) Attended number of seminars & technical committee meetings. Converse with fellow railroaders, exchange ideas and learn more about the industry.	TC
Perry, Valencia C.	14310	GGFOA 31st Annual Conference - Stone Mountain, GA - Oct 2-5, 2016	\$ 847.84	Attended GGFOA to keep abreast of changes and updates to the Oracle Payroll and HR Module	OC
Petersen, Eric	16810	APTA Committee - Baltimore, MD - Mar 19-21, 2017	\$ 1,051.62	Attended as the Vice Chair of the Committee and the group worked to edit a paper that the employee worked on.	TC
Pizarro, Eugenio	19210	DART Officer's Funeral - Dallas, TX - July 12-14, 2016	\$ 201.14	Honor Guard detail	MI
Pizarro, Eugenio	19210	Honor Guard attending Funeral for MPD Reserve Officer John Mattingly - Evansville, IN - May 29-30, 2017	\$ 201.85	Honor Guard detail	MI
Putney, Frank T.	16210	Annual Work Compensation Training - St. Simons, GA - Oct 19-23, 2016	\$ 1,183.27	CLE credits; review of WC law and any new or upcoming changes to law and practices	OC
Rahman, Farhana	16810	Max Program Metro Visit - Los Angles, CA - Mar 5-10, 2017	\$ 1,769.35	MARTA sponsored program with partner agencies to that provided leadership development.	MI
Rahman, Farhana	16810	MAX Program - Dallas, TX - Jun 18-23, 2017	\$ 1,587.35	MARTA sponsored program with partner agencies to that provided leadership development.	MI
Ray, Teresa J.	18670	TRB Asset Management Conference - Minneapolis, MN - July 8-13, 2016	\$ 1,658.87	Served as MARTA's Asset Management representative	MI
Ray, Teresa J.	18670	Trapeze User Group - Chicago, IL - Apr 9-13, 2017	\$ 2,323.76	Attended to ensure proper practices and procedures are followed throughout the authority to ensure we're utilizing FA Suite to it's fullest potential.	MI
Ray, Teresa J.	18670	Mainstream Asset Management Conference - Nashville, TN - May 21-27, 2017	\$ 3,645.30	Asset Management conference featuring multiple asset-intensive industries around the world. Sessions included AM cultural change, ISO 55000, condition assessment techniques, reliability centered maintenance and more.	OC
Reece, Edward W.	19210	Recruiting trip to Ft. Benning - Columbus, GA - Feb 15-16, 2017	\$ 187.06	Job Fair	MI
Rhein, Amanda	24210	ULI Meeting - Dallas, TX - Oct 26-27, 2016	\$ 3,192.58	Council members must attend two out of three consecutive Council meetings to maintain their Council appointment	TC
Rhein, Amanda	24210	LOCUS Leadership Summit - Washington, DC - Apr 23-25, 2017	\$ 1,733.19	Attended to meet with transportation professionals and local leaders to talk about obstacles and opportunities in building walkable neighborhoods served by transit.	TC
Rhein, Amanda	24210	ULI Spring Meeting - Seattle, WA - May 2-4, 2017	\$ 2,133.19	Council members must attend two out of three consecutive Council meetings to maintain their Council appointment	TC
Richards, Evelyn	11710	COMTO 45th National Meeting & Training Conference - Dallas, TX - July 7-12, 2016	\$ 2,712.30	Attended for Professional Development via CEU courses on industry trends and Disadvantaged Business Enterprise (DBE) programs	TC
Risco, Ferdinand	11710	COMTO's 45th National Meeting & Training Conference - Dallas, TX - Jul 1-6, 2016	\$ 2,780.43	Attended for Professional Development via CEU courses on industry trends and Disadvantaged Business Enterprise (DBE) programs	TC

FY17 Summary of MARTA Employee Travel					
Employee Name	Cost Ctr	Description & Date	Amount	Purpose & Detail	Code
Risco, Ferdinand	11710	APTA Various Meetings - Los Angeles, CA - Sept 6-9, 2016	\$ 2,428.22	Attended various committee meetings and chaired the Workforce Development Subcommittee and was Vice Chair for the HR Committee	TC
Risco, Ferdinand	11710	APTA HR Committee Executive Leadership Retreat - Philadelphia, PA - Nov 14-15, 2016	\$ 820.05	Participated in the retreat as ice Chair of the Human Resources Committee	TC
Roberts, Eugene	19210	Training at the Guardian Center - Perry, GA - Mar 29-30, 2017	\$ 201.93	Training	MI
Robinson, Cory	18920	Bridge Inspection Class - Fort Worth, TX - Apr 23-May 5, 2017	\$ 5,057.21	Ccompleted the web- based training for the in - service Structural Inspection of Bridges and need to attend the two week class to become a "certified structural inspection"	TR
Robinson, Deonte	19210	58th Presidential Inauguration - Washington, DC - Jan 18-21, 2017	\$ 241.50	Security Detail	MI
Robinson, James M.	14760	Professional Conference - Washington, DC - May 7-10, 2017	\$ 3,445.10	Training, education and networking.	
Rosa, Charles	22750	Georgia Transit Association Conference - Athens, GA - Dec 7-8, 2016	\$ 502.00	The GTA Conference provides a unique opportunity for transit leaders across the state to come together to share best practices, find solutions, and improve services throughout communities in Georgia.	TC
Ruiz, Abel	14840	Houston Oil and Gas Seminar - Houston, TX - Oct 25-27, 2016	\$ 1,663.26	Training seminar on energy and fuel hedging for a new employee - train the trainer item	GF
Russell, Billy V	18810	Georgia Rural Water Association 38th Annual Conference - Jekyll Island, SC - May 9 - 12, 2017	\$ 1,338.02	Training and Recertification	TR
Russell, Billy V.	18830	Training & Recertification through the GA Rural Water Assn Annual Conf. - Jekyll Island, Ga - May 9-12, 2017	\$ 1,456.62	Training and Recertification	TR
Saintil, Remy	11810	Rail Depots @ Maintenance Facilities 2016 - Washington, DC - July 26 - 28, 2016	\$ 1,200.70	Guest Speaker. This event focused on the challenges of modernizing rail maintenance depots.	TC
Saintil, Remy	11810	FMA Future Facilities Summit 5 Conference - Braselton, GA - May 15 - 17, 2017	\$ 99.00	FMA Future Facilities Summit 5 Conference - Braselton, GA	OC
Saintil, Remy	18810	Attend the Rail Depots And Main. Conference - Washington, DC - Jul 26-28, 2016	\$ 986.62	Guest Speaker. This event focused on the challenges of modernizing rail maintenance depots.	TC
Saintil, Remy	18810	Attend ENO Transit Mid-Manager Seminar - Chicago, IL - Oct 17-21, 2016	\$ 4,678.04	Leadership Development	TC
Saintil, Remy	11810	FMA Future Facilities Summit 5 Conference - Braselton, GA - May 15 - 17, 2017	\$ 99.00	FMA Future Facilities Summit 5 Conference - Braselton, GA	OC
Samuels, Conrad	18620	Vehicle Testing - Dayton, OH - Aug 22-26, 2016	\$ 206.50	Vehicle testing performed at vendor facility	CP
Samuels, Philip	16810	Max Program - Los Angeles, CA - Mar 5-10, 2017	\$ 1,746.60	The trips are for the Multi Agency Exchange group which I am part of. Visit other agencies who are part of MAX and learn how they conduct their system. The other agencies are DALLAS -DART, LA METRO, DENVER-RTD AND MARTA.	MI
Samuels, Philip	16810	MAX Program - Dallas, TX - Jun 18-23, 2017	\$ 1,490.90	The trips are for the Multi Agency Exchange group which I am part of. Visit other agencies who are part of MAX and learn how they conduct their system. The other agencies are DALLAS -DART, LA METRO, DENVER-RTD AND MARTA.	MI
Saxon, Tonya Renee	22730	WTS Annual Conference - Brooklyn, New York, NY - May 17-19, 2017	\$ 1,189.31	WTS Atlanta Board Member. The conference provides leadership training and the opportunity to learn about new industry products, network with industry leaders and enhance professional skills.	TC
Scandrett, Kenneth A.	19210	Recruiting Trip to the Military - Ft. Campbell, KY - Mar 21-24, 2017	\$ 559.80	Job Fair	MI
Sheth, Samir	18620	ASHRAE Meeting - Las Vegas, NA - Jan 27-28, 2017	\$ 341.63	The conference focused on design-build, energy efficiency and sustainability was emphasized along with engineering and construction practices. As a member of ASHRAE membership committee, airfare was paid by the organization and no registration was not required.	MI
Sheth, Samir	18620	ASHRAE Summer Conference - Long Beach, CA - Jun 22-27, 2017	\$ 1,470.61	The conference focused on design-build, energy efficiency and sustainability was emphasized along with engineering and construction practices. As a member of ASHRAE membership committee, airfare was paid by the organization.	OC
Shmukler, Gennady	10340	Aeronautical Radio, Inc. (ARINC) User Conference - Annapolis, MD - Sept 27-29, 2016	\$ 778.66	The purpose of this conference is to provide an opportunity to learn best practice operations for technology, management & governance approaches, such as, planning patches, support, staffing levels, etc. Learn new & advanced techniques for implementation, configurations & modifications to the AIM & SCADA products. ARINC is a major provider of transportation communications & systems engineering solutions for eight industries.	OC
Sibert, James	16750	Origami Risk Overview Training- Austin, TX - Feb 27-Mar 2, 2017	\$ 2,365.85	The 2017 Origami Risk User training conference to provide practical system training for the beginner and advanced user on developing reports and dashboards; and an opportunity to network with other system users.	TR

FY17 Summary of MARTA Employee Travel					
Employee Name	Cost Ctr	Description & Date	Amount	Purpose & Detail	Code
Sibert, James	16750	Information Gathering - Dallas, TX - Apr 17-20, 2017	\$ 1,255.24	Trip to DART was for the purpose of discovering their process for maintaining a low collision rate; reviewing best practices for operator training and other operations practices that may help reduce collisions.	MI
Sidfall, Janide	22750	Transportation Research Board Annual Meeting - Washington, Dc - Jan 8-12, 2017	\$ 2,278.77	Attended the Transportation Research Board features more than 800 sessions and workshops on all aspects of transportation, and address TRB's hot topics of transformational technologies, transportation and health, and transportation resilience.	MI
Silveira, Christopher	22750	Peer visits and NTI Procurement II Training - Austin, TX - Mar 26-31, 2017	\$ 1,696.29	The peer visits provided an opportunity to discuss both VIA's and Capital Metro's experiences with implementation of their respective frequent bus and BRT networks. The NTI training provided more access to information to build on previous Procurement I training for developing different procurement strategies as well as performing cost and price analysis.	MI
Silveria, Christopher	22750	APTA Emerging Leaders Program and Bus Conference - Reno, Nevada - May 3-10, 2017	\$ 2,000.86	Participated in the American Public Transportation Association's Emerging Leaders Program (ELP), a professional development program for individuals new to the public transportation industry. Program provided opportunity to think thru leadership issues, cultivate development, and work with a cohort from around the country on challenges facing our generation in the transit industry. The APTA Bus Conference provided insight on how other agencies are handling their own challenges and how to apply that knowledge more broadly for the Authority's benefit.	TR
Sims, Radiah	16750	Origami Risk Overview Training- Austin, TX - Feb 27-Mar 2, 2017	\$ 2,446.19	Attended the 2017 Origami Risk User training conference to provide practical system training for the beginner and advanced user on developing reports and dashboards; and an opportunity to network with other system users.	TR
Smith, Antoine	11720	COMTO's 45th National Training Conference - Dallas, TX - July 7-12, 2016	\$ 2,671.30	Attended for Professional Development via CEU courses on industry trends and Disadvantaged Business Enterprise (DBE) programs	TC
Smith, Carol	22310	TRB Conference - Washington, DC - Jan 7-10, 2017	\$ 1,996.94	Attended the Transportation Research Board conference features more than 800 sessions and workshops on all aspects of transportation and offers an unparalleled opportunity to share knowledge and perspectives with colleagues and to learn about the latest developments in transportation research, policy, and practice	TC
Smith, Carol	22310	APTA Marketing & Communications - Tampa, FL - Feb 26-Mar 01, 2017	\$ 2,185.92	Attended APTA Marketing and Communications Conference for public transportation marketing and communications, including media relations, customer service, social media, ridership initiatives, and best practices	MI
Softley, Keith	19210	58th Presidential Inauguration - Washington, DC - Jan 18-21, 2017	\$ 241.50	Security Detail	MI
Springstead, David M.	18510	Serves on the Planning Committee and Moderator and Keynote Speaker - Minneapolis, MI - Jul 9-14, 2016	\$ 1,717.81	Served on the Planning Committee and was a moderator and keynote speaker at the 11th National Conference on Transportation Asset Management	OC
Springstead, David M.	18510	WMATA visit Rail Car Procurement Process - Washington, DC - Aug 8-9, 2016	\$ 962.65	Participated in one of our peer transit agencies(WMATA) to better understand their rail car vehicle procurement processes and experiences with similar implementations and upgrades	MI
Springstead, David M.	18510	MARTA/Alston Project Status Meeting - Rochester, NY - Aug 30-31, 2016	\$ 733.01	Attended a meeting with Alstom to ensure vendor met the Contract Factory Acceptance Test requirements. The TCSU project team and internal owner and stakeholder participates quarterly with Senior Management meeting with Alstom	MI
Springstead, David M.	18510	Transportation Research Board 96th Annual - Washington, DC - Jan 8-11, 2017	\$ 2,951.45	Served on the State of Good/Asset Management Panel	OC
Springstead, David M.	18510	Attend APTA Rail Conference - Baltimore, MD - Jun 11-13, 2017	\$ 2,301.30	Chair and Co-chair of various committees and he is a standing member to the APTA Conference Planning Committees	TC
Stewart, Hildridge	18380	Summer Eastern Signal Meeting - Boston, MA - Aug 2-4, 2016	\$ 900.98	Attended the Summer Eastern Signal Engineer Meeting- Attending this meeting provides insight to the nations Train Control/Signaling System's safety, and product functionality. Discussed is each members False Proceeds, Failure to Activate, and product/contract issues. Also, success and failures and lessons learned, that will help each participating railroad and transit member provide safe and reliable operations.	MI

FY17 Summary of MARTA Employee Travel					
Employee Name	Cost Ctr	Description & Date	Amount	Purpose & Detail	Code
Stewart, Hildridge	18380	Perform Audit of Install Cutover - Rochester, NY - Oct 25-26, 2016	\$ 711.55	As agreed in the Train Control and SCADA Upgrade (TCSU) project, MARTA is to perform an audit of Alstom's "Installation and Cutover Plan" (ICP), for each Train Control Room (TCR) that is being modeled via the TCSU project. Usually a consultant which lives in Rochester, NY. and is close to the Alstom factory performs this audit, however, this consultant was unavailable for the ICP audit for Northland Drive TCR.	MI
Stewart, Hildridge	18380	Fall Eastern Signal Engineer Meeting - Orlando, FL - Dec 6-8, 2016	\$ 604.12	Attended the Fall Eastern Signal Engineer Meeting- Attending this meeting provides insight to the nations Train Control Signaling System's safety, and product functionality. Discussed is each members False Proceeds, Failure to Activate, and product contract issues. Also, success and failures and lessons learned that will help each participating railroad and transit member provide safe and reliable operations.	MI
Stone-Boyd, Negesha N.	19210	Active Shooter Conference - San Marcos, TX - Nov 6-10, 2016	\$ 1,261.10	Training	MI
Sullivan, Sonjia	16810	Max Program 2016 - Dallas, TX - Aug 14-19, 2016	\$ 1,637.05	Selected participant in the 2016 MAX Program	TR
Taylor, Tami M.	15250	Trapeze User Conference - Chicago, IL - Apr 8-13, 2017	\$ 2,512.15	Trapeze Training/Networking	TR
Taylor, Warren	11810	APTA International Rail Rodeo Planning Committee - Baltimore, MD - Nov 13-15, 2016	\$ 912.56	Attended 2017 APTA International Rodeo Planning Committee meeting in Baltimore, MD	RO
Taylor, Warren	11810	2017 APTA International Rail Rodeo - Baltimore, MD - Jun 6-12, 2017	\$ 2,507.46	Attended 2017 APTA International Rodeo in Baltimore, MD	RO
Taylor, William D.	15511	Gillig Preproduction Meeting - Union City, CA - Feb 27-Mar 2, 2017	\$ 1,839.62	Bus Procurement Pre-Production Mtg.	CP
Taylor, William D.	15511	APTA Conference - Las Vegas, Nevada - May 7-11, 2017	\$ 2,315.76	APTA Bus Conference	TC
Thomas, Philippe G.	18920	Tunnel Training Seminar Fee - Mobile, AL - Jun 22-27, 2016	\$ 2,944.46	Attended USDOT class for new standards on tunnel inspection	TR
Thomas, Philippe G.	18920	WSU Conference Management - Vancouver, Washington - Apr 3-7, 2017	\$ 1,906.22	Opportunity to meet, collect and share information about state of the practice and lessons learned on bridge and tunnels.	TC
Thomas, Robert N.	14960	International Parking Association - New Orleans, LA - May 21-24, 2017	\$ 1,079.79	Attended International Parking Association to examine and review new automated parking technologies available in the parking industry	OC
Thomas, Rukiya	22620	DART/MAX Graduation Trip - Dallas, TX. - Aug 18-19, 2016	\$ 500.58	Attended the DART/MAX on behalf of the General Manager	MI
Thomas, Rukiya	22620	APTA Annual - Los Angeles, CA - Sept 10-14, 2016	\$ 1,620.92	Attended general information sessions and forums to gain knowledge of current issues facing public transportation.	TC
Thomas, Rukiya	22620	2016 ULI Fall Conference - Dallas, TX - Oct 25-26, 2016	\$ 1,639.91	Attended national meeting that focuses on providing leadership in the responsible use of land and in sustaining and creating thriving communities; Also a member of the Public/ Private Partnership (PPP) Gold Council	OC
Thomas, Rukiya	22620	Leadership APTA (Session One) - Washington, DC - Nov 29-Dec 4, 2016	\$ 2,059.30	Member of Leadership APTA Class of 2017-2018, representing MARTA; Requirement for completion of program is attendance at all four sessions	OC
Thomas, Rukiya S.	22620	Leadership APTA (Session Two) - Washington, DC - Mar 10-13, 2017	\$ 1,563.40	Member of Leadership APTA Class of 2017-2018, representing MARTA; Requirement for completion of program is attendance at all four sessions	OC
Thompson, Stephon T.	12110	Attend Conference - Columbia, SC - Nov 1-4, 2016	\$ 1,481.22	Attend the 24th Annual Statewide Audit Conference. This conference is designed to help internal audit executives better understand the challenges of fast-paced changes in Technology, Information Security, Risk Management, Governance, and Fraud.	OC
Turner, Christopher	16720	Training Course for Project Preparation and Professional Development - Des Plaines, IL - Sept 19-22, 2016	\$ 2,623.18	Training Course for Project Preparation and Professional Development	TR
Turner, Christopher	16810	Max Program - Los Angeles, CA - Mar 5-10, 2017	\$ 1,784.60	Selected into Multi-agency Exchange Program (MAX). Partnering, touring and learning other Tier One Agencies.	TC
Turner, Christopher	16810	Max Program - Dallas, TX - Jun 18-23, 2017	\$ 1,574.39	Selected into Multi-agency Exchange Program (MAX). Partnering, touring and learning other Tier One Agencies.	TC
Vaughn, Antonio	14310	NTD Training - Phoenix, AZ - Jan 17-19, 2017	\$ 1,252.48	To keep abreast of changes and new pronouncements in the grants management and accounting industry	TR
Warfield, Chester	16750	APTA International Bus Rodeo - Reno, NV - May 3-10, 2017	\$ 2,509.46	Supported the rodeo planning committee for preparation of the annual rodeo.	RO
Waters, Nicholas	16910	Rail Car Site Visit - Lincoln, Nebraska - Nov 8-9, 2016	\$ 1,056.97	Preliminary site visit to determine capacity for rail car life extension program and the new rail car procurement	CP
Waters, Nicholas	16910	Production Meeting for 40' CNG - Hayward, CA - Feb 27-Mar 2, 2017	\$ 1,497.92	Pre-production meeting for 40' CNG Bus procurement	CP
Williams, Arthur T.	19210	Ft. Bragg Recruitment Trip - Fayetteville, NC - Jun 20-22, 2017	\$ 365.52	Job Fair	MI



FY17 Summary of MARTA Employee Travel					
Employee Name	Cost Ctr	Description & Date	Amount	Purpose & Detail	Code
Williams, Jhonnita L.	16810	MAX Program 2016 - Dallas, TX - Aug 14-19, 2016	\$ 1,637.05	Participated in MAX as a class member for structured leadership development and learning exchange program. Members travel to various transportation Agencies to exchange knowledge, and foster collaborative mature working relationships with other members of the work team and across the Authority.	
Williams, Sharon V.	19210	Attend the Crisis Intervention Team Train the Trainer Course - Albany, GA - Dec 4-7, 2016	\$ 178.50	Training	MI
Wilson, Brian D.	18920	GRM3000T Inspection - Chesapeake, VA - Oct 31 - Nov 2, 2016	\$ 835.22	Inspection production Tamper equipment before delivery.	MI
Winfrey, LaLisa	18810	Trapeze Conference - Chicago, IL - April 9 - 12, 2017	\$ 1,856.40	Trapeze Training/Networking	TR
Winfrey, La'Lisa	18820	Trapeze Conference - Chicago IL - Apr 9-12, 2017	\$ 1,908.73	Trapeze Training/Networking	TR
Woods, Henry L.	15630	Actions to Reduce Bus Collisions - Dallas, TX - Apr 17-20, 2017	\$ 1,395.96	Attended Actions to Reduce Bus Collisions to learn best practices	TR
Woods, Henry L.	15630	APTA Bus Rodeo and Bus Paratransit Conference - Reno, Nevada - May 3-10, 2017	\$ 2,363.04	Committee Member	TC
Wright, Clarence	18660	CPED Training - Laguna Beach, CA - Nov 13-19, 2016	\$ 3,126.51	NICP CPED training provided advanced skill set training in the area of Crime Prevention Through Environmental Design.	TR
Wright, Clarence	18660	Light rail Conference - Denver, CO - Apr 15-20, 2017	\$ 2,195.57	Attended Light Rail conference for a comprehensive review of the specialized technical and operational issues associated with light and interurban railways. The conference was considered as development for Mr. Wright.	OC
Wright, George	11810	APTA Rail Conference - Baltimore, Maryland - Jun 9-14, 2017	\$ 2,794.40	Attendance to the 2017 Rail Rodeo	TC
Wright, George	11810	Gillig Ribbon Cutting Ceremony - Livermore, CA - Jun 22-24, 2017	\$ 1,252.04	Attended ribbon cutting ceremony at Gillig bus manufacturer	MI
Wu, Xianwei (Henry)	18620	Vehicle Testing - Dayton, OH - Aug 22-26, 2016	\$ 265.50	Vehicle testing performed at vendor facility	MI
Young, Thomas L.	11810	APTA Bus & Paratransit Conference - Reno, Nevada - May 6-10, 2017	\$ 2,189.64	APTA Access Committee and other sessions	TC
Young, Willie	15630	APTA Rail Rodeo - Baltimore, MD - Jun 6-12, 2017	\$ 2,953.28	APTA Rail Rodeo	RO
Zachery, Jerald	15230	Eastern Signal Engineers Meeting - Boston, MA - Aug 2-4, 2016	\$ 1,012.74	Participated in discussion with ESE members concerning equipment and/or procedure failures that was reported to the FRA, caused disruption to service, or that posed an unsafe condition for train movement.	TC
Zachery, Jerald	15230	ESE Meeting - Orlando, FL - Dec 6-8, 2016	\$ 738.70	Participated in discussion with ESE members concerning equipment and/or procedure failures that was reported to the FRA, caused disruption to service, or that posed an unsafe condition for train movement.	TC
Zachery, Jerald	15230	ESE Meeting - Philadelphia, PA - Apr 4-6, 2017	\$ 988.30	Participated in discussion with ESE members concerning equipment and/or procedure failures that was reported to the FRA, caused disruption to service, or that posed an unsafe condition for train movement.	TC
			\$ 523,099.26		

# **METROPOLITAN ATLANTA RAPID TRANSIT AUTHORITY**

## **EMPLOYEES WITH ANNUAL COMPENSATION OF \$20,000 OR MORE**

The salary section of the FY 2017 MARTOC Report lists all MARTA employees who have an annual base salary of \$20,000 or more or those who have earned \$20,000 or more during the reporting period (July 1, 2016 through June 30, 2017).

# METROPOLITAN ATLANTA RAPID TRANSIT AUTHORITY

## EMPLOYEES WITH ANNUAL COMPENSATION OF \$20,000 OR MORE

The following definitions explain the figures reflected in the report:

- **Base Salary** – The annual salary for non-union employees; the hourly rate multiplied by the total annual regular hours for union employees for the respective fiscal year.
- **Difference (+/-)** – The difference between the current annual base salary and the previous base salary. May include automatic step increases (union employees), promotions, progressions, employees moving from part-time to full-time positions, adjustments resulting from wage/salary updates, and other salary adjustments.
- **Regular Earnings** – Includes time entry wages/salary, Paid Time Off (PTO) taken, Vacation, Sick Leave, Holiday pay, and other leave pay, etc.
- **Overtime Earnings** – Overtime payments are made for (1) scheduled overtime, in which overtime is built into the employee's routine work assignment (i.e., Bus Operators who pick work that pays more than 8 hours a day), and (2) unscheduled overtime, in which overtime is assigned, as needed, to cover employee absences or to meet special work needs. Unscheduled Overtime is necessary for any number of reasons, including but not limited to, unexpected employee absences, unanticipated needs for repair work either to stations, tracks, buses or trains, and/or similar situations.
- **Other Earnings** – Includes Paid Time Off (PTO) sold, uniform/tool allowance, jury duty, and military pay.
- **Gross Earnings** – Reflects fiscal year-to-date gross earnings. May include overtime pay, deferred compensation, sold PTO, union arbitration awards, taxable value of such perquisites as use of company car and life insurance, uniform/tool allowance, and other pay peculiar to existing MARTA employment agreements.

An asterisk (\*) before the position indicates a bargaining unit position.

## MARTOC REPORT

EE NUMBER	TITLE	FY 16	FY 17	DIFFERENCE	REGULAR	OVERTIME	OTHER	TOTAL
		BASE SALARY	BASE SALARY	+/-	EARNINGS	EARNINGS	EARNINGS	EARNINGS
0000324228	PARKING SERVICES REP	23,166.00	23,166.00	0.00	23,136.30	5,114.44	1,217.70	29,468.44
0000320486	*BUS OPERATOR (DATE LAST EMPLOYED 2017-03-07 00:03:00)	44,408.00	44,408.00	0.00	35,965.48	1,827.09	0.00	37,792.57
0000315788	*RAIL STATION CLEANER	31,054.40	31,969.60	915.20	36,867.38	12,804.36	0.00	49,671.74
0000306649	PARKING SERVICES CASHIER PT	0.00	0.00	0.00	19,962.78	815.23	175.10	20,953.11
0000328850	*JOURNEYMAN ET-TRAIN CONTROL	47,860.80	49,296.00	1,435.20	50,441.96	24,255.51	225.00	74,922.47
0000303344	DIVISION DISPATCHER	54,932.80	54,932.80	0.00	56,581.91	8,662.14	4,489.70	69,733.75
0000327035	*JOURNEYMAN ET-RAIL CAR MAINT	47,860.80	49,296.00	1,435.20	47,559.91	16,515.47	225.00	64,300.38
0000303792	*BUS OPERATOR	44,408.00	45,739.20	1,331.20	47,264.32	11,588.41	0.00	58,852.73
0000306520	*BUS OPERATOR	44,408.00	45,739.20	1,331.20	36,559.70	1,783.83	0.00	38,343.53
0000334534	*INSPECTOR	43,929.60	46,446.40	2,516.80	45,483.44	2,859.56	225.00	48,568.00
0000335905	CONTRACT EMP ADMIN SUPPORT	0.00	0.00	0.00	22,095.24	1,473.39	0.00	23,568.63
0000330835	TRANSIT POLICE OFFICER SPECIAL	50,169.60	54,267.20	4,097.60	50,045.26	17,829.51	4,276.68	72,151.45
0000327566	*JOURNEYMAN BODY REPAIR	47,860.80	49,296.00	1,435.20	47,654.18	11,604.03	225.00	59,483.21
0000327032	*JOURNEYMAN ET-RAIL CAR MAINT	47,860.80	49,296.00	1,435.20	48,038.57	2,157.23	777.24	50,973.04
0000332656	*RAIL OPERATOR	31,096.00	35,443.20	4,347.20	33,171.65	18,950.37	0.00	52,122.02
0000322570	*SERVICEPERSON VII GROUNDSKEEPR	35,276.80	36,337.60	1,060.80	35,538.80	2,359.56	0.00	37,898.36
0000332202	*SERVICEPERSON I	34,777.60	35,817.60	1,040.00	36,294.78	4,758.93	0.00	41,053.71
0000323300	COMMUNICATIONS ENGINEER VI	84,872.32	84,872.32	0.00	84,742.58	0.00	1,632.17	86,374.75
0000335665	*BUS OPERATOR	31,096.00	35,443.20	4,347.20	31,503.68	5,154.49	0.00	36,658.17
0000306221	*JOURNEYMAN ET-RAIL CAR MAINT	47,860.80	49,296.00	1,435.20	49,544.54	3,641.36	225.00	53,410.90
0000333272	TRANSIT POLICE OFFICER SR	54,267.20	56,430.40	2,163.20	58,939.13	39,953.45	1,627.80	100,520.38
0000314859	*BUS OPERATOR	44,408.00	45,739.20	1,331.20	41,944.33	3,815.24	0.00	45,759.57
0000333418	*RAIL OPERATOR	34,403.20	38,875.20	4,472.00	37,204.91	4,190.99	0.00	41,395.90
0000334255	*JOURNEYMAN ET-TRAIN CONTROL	44,886.40	47,715.20	2,828.80	47,614.10	23,734.53	225.00	71,573.63
0000335424	*SERVICEPERSON IV	35,276.80	38,272.00	2,995.20	36,702.80	12,934.92	0.00	49,637.72
0000303666	SUPV BUS TRANSPORTATION	52,790.40	52,790.40	0.00	54,438.64	32,334.84	6,065.82	92,839.30
0000306619	SUPV BUS TRANSPORTATION	52,790.40	52,790.40	0.00	42,462.96	591.25	9,582.24	52,636.45
0000332187	*BUS OPERATOR	37,752.00	42,328.00	4,576.00	39,762.19	6,902.10	0.00	46,664.29
0000337064	*JOURNEYMAN ET-TRAIN CONTROL	46,238.40	46,238.40	0.00	42,581.08	5,737.38	225.00	48,543.46
0000327671	*JOURNEYMAN ELEC POWER ELECT	47,860.80	49,296.00	1,435.20	49,604.09	19,069.64	225.00	68,898.73
0000322046	*SERVICEPERSON I (A)	35,276.80	36,337.60	1,060.80	29,009.20	114.48	168.88	29,292.56
0000318939	*SERVICEPERSON I	31,054.40	35,817.60	4,763.20	32,585.27	175.56	0.00	32,760.83
0000302561	FARE COLLECTION PROCESSOR	23,868.00	23,868.00	0.00	24,148.73	1,495.28	0.00	25,644.01
0000331667	ADMINISTRATIVE ASSISTANT	36,640.50	36,640.50	0.00	36,163.93	3,031.25	1,709.20	40,904.38

## MARTOC REPORT

EE NUMBER	TITLE	FY 16	FY 17	DIFFERENCE	REGULAR	OVERTIME	OTHER	TOTAL
		BASE SALARY	BASE SALARY	+/-	EARNINGS	EARNINGS	EARNINGS	EARNINGS
0000320333	PERFORMANCE ANALYST	68,575.78	68,575.78	0.00	67,521.04	0.00	1,055.03	68,576.07
0000302866	*BUS OPERATOR	44,408.00	45,739.20	1,331.20	46,628.20	14,985.61	0.00	61,613.81
0000305900	MGR TRANSIT ANALYSIS	70,762.64	86,372.78	15,610.14	79,768.60	0.00	1,661.02	81,429.62
0000302113	SR RADIO COMMUNICATIONS ENGR	81,840.98	81,840.98	0.00	81,841.21	0.00	4,532.74	86,373.95
0000334076	COST ANALYST	59,158.84	64,608.70	5,449.86	59,907.93	0.00	3,714.85	63,622.78
0000337481	*RAIL STATION CLEANER	28,704.00	28,704.00	0.00	19,714.13	3,685.92	0.00	23,400.05
0000335756	DIR GRANT PROGRAMS	115,875.24	115,875.24	0.00	115,875.35	0.00	0.00	115,875.35
0000306642	*BUS OPERATOR	44,408.00	45,739.20	1,331.20	44,967.34	2,057.10	0.00	47,024.44
0000331809	*BUS OPERATOR	37,752.00	42,328.00	4,576.00	33,025.30	1,899.63	0.00	34,924.93
0000316283	*TRACK MAINTAINER	47,112.00	48,526.40	1,414.40	41,046.51	4,493.23	0.00	45,539.74
0000336007	TRANSIT POLICE OFFICER SR	42,889.60	44,595.20	1,705.60	45,319.29	34,707.35	0.00	80,026.64
0000303322	CONTRACT PROFESSIONAL	0.00	0.00	0.00	78,331.55	0.00	0.00	78,331.55
0000331057	*RAIL OPERATOR	37,752.00	42,328.00	4,576.00	41,521.47	11,235.63	316.36	53,073.46
0000305845	*BUS OPERATOR	44,408.00	45,739.20	1,331.20	47,989.22	3,899.09	0.00	51,888.31
0000305997	*BUS OPERATOR	44,408.00	45,739.20	1,331.20	43,645.84	247.28	0.00	43,893.12
0000302773	*RAIL STATION CLEANER	31,054.40	31,969.60	915.20	34,482.32	10,979.17	0.00	45,461.49
0000322738	*JOURNEYMAN BODY REPAIR	47,860.80	49,296.00	1,435.20	47,977.54	13,101.85	225.00	61,304.39
0000333217	TRANSIT POLICE OFFICER SPECIAL	46,384.00	50,169.60	3,785.60	49,197.47	10,397.71	2,034.20	61,629.38
0000335497	*BUS OPERATOR	31,096.00	35,443.20	4,347.20	34,115.21	11,184.92	0.00	45,300.13
0000318010	*RAIL OPERATOR	44,408.00	45,739.20	1,331.20	45,207.71	4,174.28	0.00	49,381.99
0000326270	*JOURNEYMAN ET-TRAIN CONTROL	47,860.80	49,296.00	1,435.20	51,853.11	37,448.90	225.00	89,527.01
0000304699	*MATERIAL CONTROLLER	46,300.80	47,694.40	1,393.60	47,150.77	524.15	0.00	47,674.92
0000303342	CONTRACT AGM	0.00	0.00	0.00	176,682.35	0.00	0.00	176,682.35
0000337471	*JOURNEYMAN ET-RAIL CAR MAINT	46,238.40	46,238.40	0.00	30,906.07	207.53	225.00	31,338.60
0000305413	*MATERIAL CONTROLLER	46,300.80	47,694.40	1,393.60	47,063.12	534.24	0.00	47,597.36
0000330152	*RAIL STATION CLEANER	31,054.40	31,969.60	915.20	32,813.92	11,533.45	0.00	44,347.37
0000330929	*BUS OPERATOR	37,752.00	42,328.00	4,576.00	42,278.40	13,873.02	0.00	56,151.42
0000302597	*BUS OPERATOR	44,408.00	45,739.20	1,331.20	40,160.96	5,250.61	0.00	45,411.57
0000302548	SR GRAPHICS DESIGNER	53,791.14	53,791.14	0.00	53,590.37	0.00	5,153.54	58,743.91
0000322682	*JOURNEYMAN ET-RADIO MAINT	47,860.80	49,296.00	1,435.20	49,831.10	13,676.70	409.08	63,916.88
0000303056	SUPV CAR REPAIR INSPECTION	57,262.40	57,262.40	0.00	58,819.96	9,510.81	4,294.68	72,625.45
0000316060	*BUS OPERATOR	44,408.00	45,739.20	1,331.20	46,706.61	2,214.64	0.00	48,921.25
0000304982	PROGRAM MGR	102,903.06	102,903.06	0.00	102,903.13	0.00	7,915.62	110,818.75
0000317919	*RAIL STATION CLEANER	31,054.40	31,969.60	915.20	30,209.42	8,129.39	0.00	38,338.81
0000323745	*BUS OPERATOR	31,096.00	35,443.20	4,347.20	30,499.75	4,470.70	0.00	34,970.45

## MARTOC REPORT

EE NUMBER	TITLE	FY 16 BASE SALARY	FY 17 BASE SALARY	DIFFERENCE +/-	REGULAR EARNINGS	OVERTIME EARNINGS	OTHER EARNINGS	TOTAL EARNINGS
0000305143	*SERVICEPERSON V (DATE LAST EMPLOYED 2016-11-01 00:11:00)	47,112.00	47,112.00	0.00	20,676.71	76.45	0.00	20,753.16
0000316367	MYSTERY CUSTOMER PROJECT ANALY	57,134.22	57,134.22	0.00	60,122.24	0.00	1,326.28	61,448.52
0000335801	*BUS OPERATOR	31,096.00	35,443.20	4,347.20	33,304.39	6,451.58	0.00	39,755.97
0000303490	TRANSIT POLICE OFFICER SR	56,430.40	56,430.40	0.00	56,878.07	11,679.56	4,286.54	72,844.17
0000334710	*BUS OPERATOR	31,096.00	35,443.20	4,347.20	35,135.05	4,152.62	0.00	39,287.67
0000304446	TRANSIT POLICE OFFICER SR	56,430.40	56,430.40	0.00	48,806.88	19,838.86	17,227.55	85,873.29
0000327626	*BUS OPERATOR	44,408.00	45,739.20	1,331.20	42,756.69	2,366.76	0.00	45,123.45
0000327637	*BUS OPERATOR	44,408.00	45,739.20	1,331.20	45,269.74	3,642.61	0.00	48,912.35
0000329345	*JOURNEYMAN RAIL CAR MECHANIC	47,860.80	49,296.00	1,435.20	49,433.89	11,200.18	225.00	60,859.07
0000321370	*BUS OPERATOR	44,408.00	45,739.20	1,331.20	46,019.47	8,990.49	0.00	55,009.96
0000303981	*RAIL OPERATOR	44,408.00	45,739.20	1,331.20	44,992.61	1,291.72	0.00	46,284.33
0000337475	*BUS OPERATOR	32,032.00	32,032.00	0.00	22,234.60	2,864.87	0.00	25,099.47
0000331312	*BUS OPERATOR	37,752.00	42,328.00	4,576.00	41,983.09	10,971.26	0.00	52,954.35
0000302574	CONTRACT PROFESSIONAL	0.00	0.00	0.00	55,859.30	15.44	0.00	55,874.74
0000321278	*STATION AGENT	40,622.40	41,828.80	1,206.40	43,695.02	24,820.30	156.24	68,671.56
0000324778	*BUS OPERATOR	44,408.00	45,739.20	1,331.20	46,288.26	12,668.55	0.00	58,956.81
0000334443	RESEARCH SURVEYOR	0.00	0.00	0.00	19,779.50	1,233.39	0.00	21,012.89
0000331538	*JOURNEYMAN ET-TRAIN CONTROL	47,860.80	49,296.00	1,435.20	51,302.94	50,650.87	225.00	102,178.81
0000324130	*RAIL STATION CLEANER	31,054.40	31,969.60	915.20	32,369.76	7,104.83	0.00	39,474.59
0000321209	*INSPECTOR	47,112.00	48,526.40	1,414.40	47,915.13	11,001.23	225.00	59,141.36
0000304673	*JOURNEYMAN ET-TRAIN CONTROL	47,860.80	49,296.00	1,435.20	49,176.37	25,903.56	225.00	75,304.93
0000331059	*RAIL STATION CLEANER	31,054.40	31,969.60	915.20	31,940.48	9,165.16	0.00	41,105.64
0000335201	*BUS OPERATOR	31,096.00	35,443.20	4,347.20	33,175.96	6,359.17	0.00	39,535.13
0000323734	*BUS OPERATOR	44,408.00	45,739.20	1,331.20	34,474.39	6,815.64	0.00	41,290.03
0000332576	AUDITOR II	59,402.46	59,402.46	0.00	59,402.64	0.00	0.00	59,402.64
0000320437	*SERVICEPERSON I (A)	34,777.60	36,337.60	1,560.00	35,791.33	1,281.48	0.00	37,072.81
0000306628	TRANSIT POLICE SERGEANT	67,912.00	67,912.00	0.00	69,169.04	14,692.60	5,387.25	89,248.89
0000316920	SUPV CAR REPAIR INSPECTION	57,262.40	57,262.40	0.00	57,170.77	3,527.04	1,872.04	62,569.85
0000305542	PLANNING DATA ANALYST	54,129.14	54,129.14	0.00	54,129.22	0.00	2,081.89	56,211.11
0000336809	*BUS OPERATOR	32,032.00	32,032.00	0.00	20,427.57	3,555.33	0.00	23,982.90
0000323528	*BUS OPERATOR	44,408.00	45,739.20	1,331.20	46,143.55	8,045.45	0.00	54,189.00
0000332991	*BUS OPERATOR	34,403.20	38,875.20	4,472.00	31,042.40	2,682.87	0.00	33,725.27
0000306257	*BUS OPERATOR	31,096.00	36,608.00	5,512.00	36,067.48	16,551.27	0.00	52,618.75
0000334499	*BUS OPERATOR (DATE LAST EMPLOYED 2017-04-17 00:04:00)	31,096.00	34,403.20	3,307.20	29,970.38	12,955.11	0.00	42,925.49

## MARTOC REPORT

EE NUMBER	TITLE	FY 16	FY 17	DIFFERENCE	REGULAR	OVERTIME	OTHER	TOTAL
		BASE SALARY	BASE SALARY	+/-	EARNINGS	EARNINGS	EARNINGS	EARNINGS
0000322751	COMMUNICATIONS ENGINEER VI	89,115.78	89,115.78	0.00	89,116.36	0.00	6,855.06	95,971.42
0000304630	*JOURNEYMAN SUPPORT EQUIPMENT	47,860.80	49,296.00	1,435.20	48,629.90	11,528.06	225.00	60,382.96
0000303157	CONTRACT PROFESSIONAL	64,642.50	64,642.50	0.00	33,133.45	149.18	0.00	33,282.63
0000303387	SUPT RAIL CAR MAINT	74,238.84	74,238.84	0.00	74,334.27	0.00	9,584.82	83,919.09
0000304351	CONTRACT EMP ADMIN SUPPORT	0.00	0.00	0.00	31,231.12	2,003.25	0.00	33,234.37
0000337000	STUDENT INTERN	0.00	0.00	0.00	25,200.00	2,520.00	0.00	27,720.00
0000320849	*TRACK WALKER	47,112.00	48,526.40	1,414.40	47,920.85	2,752.00	0.00	50,672.85
0000306347	*BUS OPERATOR	44,408.00	45,739.20	1,331.20	45,114.09	13,934.53	0.00	59,048.62
0000302004	SR RECRUITER	65,245.44	65,245.44	0.00	64,492.72	0.00	1,923.92	66,416.64
0000322067	SPECIAL PROJECTS AUDITOR III	76,524.50	76,524.50	0.00	76,524.59	0.00	0.00	76,524.59
0000333400	*BUS OPERATOR	34,403.20	38,875.20	4,472.00	37,993.48	5,846.61	0.00	43,840.09
0000304129	*RAIL OPERATOR	44,408.00	45,739.20	1,331.20	44,698.24	3,197.83	0.00	47,896.07
0000337650	*JOURNEYMAN ET-TRAIN CONTROL	44,574.40	44,574.40	0.00	26,954.16	3,917.52	0.00	30,871.68
0000321141	*BUS OPERATOR	44,408.00	45,739.20	1,331.20	48,533.99	30,753.43	0.00	79,287.42
0000327678	*JOURNEYMAN RAIL CAR MECHANIC	47,860.80	49,296.00	1,435.20	50,637.52	18,267.18	225.00	69,129.70
0000317359	SR TECHNICAL SERVICES ENGINEER	74,263.28	82,366.96	8,103.68	75,198.50	0.00	7,421.19	82,619.69
0000306488	FIELD INSPECTOR	54,892.50	54,892.50	0.00	49,408.41	1,266.76	8,999.59	59,674.76
0000303130	*BUS OPERATOR	44,408.00	45,739.20	1,331.20	46,305.74	19,705.48	0.00	66,011.22
0000334627	MOBILITY CUSTOMER CARE REP	38,571.00	38,571.00	0.00	35,945.84	2,626.13	148.28	38,720.25
0000303772	RAIL SERVICES CONTROLLER	67,932.80	68,515.20	582.40	57,081.86	8,463.72	5,270.40	70,815.98
0000302578	*INSPECTOR	47,112.00	48,526.40	1,414.40	48,045.36	552.10	225.00	48,822.46
0000303769	*REVENUE AGENT	44,304.00	46,488.00	2,184.00	41,683.46	2,364.62	0.00	44,048.08
0000304330	*TRACK WALKER	47,112.00	48,526.40	1,414.40	50,112.24	7,678.39	0.00	57,790.63
0000337822	CONTRACT PROFESSIONAL	52,552.50	52,552.50	0.00	26,384.07	0.00	0.00	26,384.07
0000327862	*BUS OPERATOR	44,408.00	45,739.20	1,331.20	46,718.17	4,303.01	0.00	51,021.18
0000303664	*BUS OPERATOR	44,408.00	44,408.00	0.00	25,138.72	2,713.50	0.00	27,852.22
0000306395	(DATE LAST EMPLOYED 2017-02-01 00:02:00) TRANSIT POLICE OFFICER SPECIAL	58,676.80	58,676.80	0.00	59,650.06	8,103.37	0.00	67,753.43
0000318013	*BUS OPERATOR	41,100.80	45,739.20	4,638.40	30,603.51	1,417.94	0.00	32,021.45
0000334511	*JOURNEYMAN ET-RADIO MAINT	44,886.40	47,715.20	2,828.80	47,154.78	14,558.16	225.00	61,937.94
0000337915	*JOURNEYMAN SUPPORT EQUIPMENT	44,574.40	44,574.40	0.00	18,479.28	2,403.59	0.00	20,882.87
0000315370	GEN FOREMAN TRACK & STRUC INSP	67,664.48	67,664.48	0.00	67,665.23	0.00	5,465.21	73,130.44
0000323593	INSTRUCTOR RAIL OPERATIONS	61,235.20	61,235.20	0.00	61,538.44	2,926.32	4,887.04	69,351.80
0000302564	OFFICE ADMINISTRATOR I	46,726.68	47,476.00	749.32	47,159.23	0.00	1,797.18	48,956.41
0000332221	*INSPECTOR	35,276.80	44,574.40	9,297.60	36,218.90	3,787.61	0.00	40,006.51
0000302052	GEN SUPT BUS MAINT	79,874.60	79,874.60	0.00	79,874.66	0.00	7,864.62	87,739.28

## MARTOC REPORT

EE NUMBER	TITLE	FY 16	FY 17	DIFFERENCE	REGULAR	OVERTIME	OTHER	TOTAL
		BASE SALARY	BASE SALARY	+/-	EARNINGS	EARNINGS	EARNINGS	EARNINGS
0000303084	*BUS OPERATOR	44,408.00	45,739.20	1,331.20	46,660.94	6,380.76	0.00	53,041.70
0000305256	*JOURNEYMAN ET-RAIL CAR MAINT	47,860.80	49,296.00	1,435.20	50,660.51	6,790.89	225.00	57,676.40
0000322688	TRANSIT POLICE OFFICER SPECIAL	58,676.80	58,676.80	0.00	61,920.95	42,970.92	1,410.50	106,302.37
0000321908	INSTRUCTOR BUS TECHNICAL	47,860.80	54,080.00	6,219.20	49,294.61	10,796.70	745.00	60,836.31
0000327137	*RAIL OPERATOR	32,260.80	32,032.00	-228.80	18,298.10	4,330.78	0.00	22,628.88
0000322125	*BUS OPERATOR	37,752.00	42,328.00	4,576.00	40,804.44	3,723.73	0.00	44,528.17
0000323718	*RAIL STATION CLEANER	31,054.40	31,969.60	915.20	30,764.77	3,566.46	0.00	34,331.23
0000334373	*JOURNEYMAN ET-RADIO MAINT	44,886.40	47,715.20	2,828.80	47,877.16	10,378.63	225.00	58,480.79
0000314970	*BUS OPERATOR	44,408.00	45,739.20	1,331.20	46,917.88	12,951.65	0.00	59,869.53
0000335220	BUS STOP PLANNER II	53,246.96	53,246.96	0.00	52,638.73	0.00	608.44	53,247.17
0000333789	*BUS OPERATOR	32,032.00	32,032.00	0.00	23,257.32	4,043.97	0.00	27,301.29
0000330167	*INSPECTOR	45,531.20	48,526.40	2,995.20	41,300.88	12,736.88	225.00	54,262.76
0000325711	TRANSIT POLICE OFFICER SPECIAL	41,246.40	46,384.00	5,137.60	46,076.42	14,088.79	3,065.30	63,230.51
0000336453	FIELD INSPECTOR	52,767.00	52,767.00	0.00	53,889.99	6,995.01	1,623.60	62,508.60
0000336050	CJIT-POLICE DISPATCHER (DATE LAST EMPLOYED 2017-05-04 00:05:00)	40,601.60	40,601.60	0.00	34,848.08	2,532.72	2,433.37	39,814.17
0000315049	REVENUE OPERATIONS ANALYST II	54,429.18	54,429.18	0.00	54,429.34	0.00	3,558.84	57,988.18
0000325314	TRANSIT POLICE OFFICER SR	54,267.20	54,267.20	0.00	37,739.20	10,253.45	2,504.64	50,497.29
0000336768	*JOURNEYMAN ET-TELEPHONE MAINT	43,284.80	46,238.40	2,953.60	45,167.30	7,295.86	450.00	52,913.16
0000303765	*MATERIAL CONTROLLER	46,300.80	47,694.40	1,393.60	51,487.30	2,506.66	0.00	53,993.96
0000326712	*BUS OPERATOR	44,408.00	45,739.20	1,331.20	46,315.41	4,126.25	0.00	50,441.66
0000303491	CRIMINAL JUSTICE ADMINISTRA	39,208.00	39,208.00	0.00	33,827.41	8,198.03	6,874.03	48,899.47
0000322490	*AA INSPECTOR	47,860.80	49,296.00	1,435.20	49,602.04	9,915.54	225.00	59,742.58
0000335698	STUDENT INTERN	27,300.00	27,300.00	0.00	20,153.00	0.00	0.00	20,153.00
0000316120	*TRACK MAINTAINER	47,112.00	48,526.40	1,414.40	45,395.39	93.44	0.00	45,488.83
0000337586	*BUS OPERATOR	32,032.00	32,032.00	0.00	18,833.78	2,136.03	0.00	20,969.81
0000306223	*BUS OPERATOR	44,408.00	45,739.20	1,331.20	41,337.57	8,106.26	0.00	49,443.83
0000327475	*BUS OPERATOR	44,408.00	45,739.20	1,331.20	44,670.91	7,370.03	0.00	52,040.94
0000322129	*RAIL OPERATOR	44,408.00	45,739.20	1,331.20	47,276.34	13,484.86	0.00	60,761.20
0000337073	TRANSIT POLICE OFFICER	41,246.40	41,246.40	0.00	39,252.02	6,197.96	2,121.81	47,571.79
0000334834	*JOURNEYMAN ET-TRAIN CONTROL	44,886.40	47,715.20	2,828.80	47,905.22	12,990.72	391.48	61,287.42
0000331594	*BUS OPERATOR	37,752.00	42,328.00	4,576.00	41,019.47	29,783.53	0.00	70,803.00
0000302624	MGR FINANCIAL PLAN ANALYSIS	102,214.06	102,214.06	0.00	102,216.72	0.00	0.00	102,216.72
0000322048	DISPATCHER RADIO COMMUNICATION	52,790.40	52,790.40	0.00	44,514.35	1,999.17	5,685.12	52,198.64
0000319483	*INSPECTOR	47,112.00	48,526.40	1,414.40	40,015.93	3,881.70	225.00	44,122.63



## MARTOC REPORT

EE NUMBER	TITLE	FY 16	FY 17	DIFFERENCE	REGULAR	OVERTIME	OTHER	TOTAL
		BASE SALARY	BASE SALARY	+/-	EARNINGS	EARNINGS	EARNINGS	EARNINGS
0000303222	*RAIL STATION CLEANER (DATE LAST EMPLOYED 2016-08-01 00:08:00)	31,054.40	31,054.40	0.00	23,084.87	1,074.96	0.00	24,159.83
0000337379	TRANSIT POLICE OFFICER	41,246.40	41,246.40	0.00	32,975.47	4,018.21	0.00	36,993.68
0000328470	*INSPECTOR	47,112.00	48,526.40	1,414.40	37,545.33	331.28	225.00	38,101.61
0000331537	*JOURNEYMAN ET-TRAIN CONTROL	47,860.80	49,296.00	1,435.20	51,721.90	26,878.64	225.00	78,825.54
0000316106	*BUS OPERATOR	44,408.00	45,739.20	1,331.20	38,105.05	3,783.82	0.00	41,888.87
0000335049	TRANSIT POLICE OFFICER	41,246.40	42,889.60	1,643.20	42,839.37	16,308.95	3,051.76	62,200.08
0000321909	*DYNAMOMETER OPERATOR	47,860.80	49,296.00	1,435.20	49,648.08	8,369.96	225.00	58,243.04
0000302697	*BUS OPERATOR	44,408.00	45,739.20	1,331.20	50,581.07	35,195.63	0.00	85,776.70
0000316577	SUPV BUS TRANSPORTATION	52,790.40	52,790.40	0.00	49,772.17	157.52	2,081.16	52,010.85
0000320229	DIR TECH INFRASTRUCTURE & PROD	119,881.84	119,881.84	0.00	109,338.57	0.00	36,249.92	145,588.49
0000303726	TRANSIT POLICE OFFICER SR	56,430.40	56,430.40	0.00	58,112.49	35,913.43	6,294.16	100,320.08
0000318084	*BUS OPERATOR	31,096.00	35,443.20	4,347.20	29,709.13	4,776.16	0.00	34,485.29
0000303461	*BUS OPERATOR (DATE LAST EMPLOYED 2017-04-01 00:04:00)	44,408.00	44,408.00	0.00	40,994.16	12,788.95	0.00	53,783.11
0000304945	*SERVICEPERSON V	45,094.40	46,883.20	1,788.80	46,305.84	8,216.63	0.00	54,522.47
0000332068	*BUS OPERATOR	37,752.00	42,328.00	4,576.00	39,221.95	8,709.24	0.00	47,931.19
0000305946	SUPV RECORDS CENTER MAIL SVCS	59,488.00	59,488.00	0.00	64,544.97	0.00	0.00	64,544.97
0000304975	INSTRUCTOR BUS TECHNICAL	61,027.20	61,027.20	0.00	61,082.73	0.00	4,841.10	65,923.83
0000331213	*BUS OPERATOR	37,752.00	42,328.00	4,576.00	41,721.90	4,167.97	0.00	45,889.87
0000326987	IT PROJECT MANAGER	79,021.28	79,021.28	0.00	68,506.13	0.00	2,309.89	70,816.02
0000334409	*SERVICEPERSON I (A)	33,716.80	36,337.60	2,620.80	34,578.77	5,887.93	0.00	40,466.70
0000308147	*CUSTOMER INFORMATION OPERATOR	29,889.60	32,531.20	2,641.60	31,688.61	5,133.08	0.00	36,821.69
0000303860	*STATION AGENT	40,622.40	41,828.80	1,206.40	44,894.78	43,290.84	0.00	88,185.62
0000320653	*BUS OPERATOR	44,408.00	45,739.20	1,331.20	40,359.13	13,696.24	0.00	54,055.37
0000329349	*SERVICEPERSON I	34,777.60	35,817.60	1,040.00	36,102.32	3,263.40	0.00	39,365.72
0000302891	*JOURNEYMAN ET-LABORATORY	47,860.80	49,296.00	1,435.20	52,507.76	15,100.37	225.00	67,833.13
0000329975	RAIL SERVICES CONTROLLER	67,932.80	67,932.80	0.00	68,886.22	6,265.52	1,923.16	77,074.90
0000322241	*BUS OPERATOR	44,408.00	45,739.20	1,331.20	38,607.68	1,668.58	0.00	40,276.26
0000304085	*BUS OPERATOR	44,408.00	45,739.20	1,331.20	45,430.22	16,062.29	0.00	61,492.51
0000322036	*BUS OPERATOR	44,408.00	45,739.20	1,331.20	49,391.78	17,222.15	0.00	66,613.93
0000336093	*BUS OPERATOR	35,443.20	35,443.20	0.00	27,640.42	3,407.14	0.00	31,047.56
0000306355	RAIL SERVICES CONTROLLER	67,932.80	68,515.20	582.40	68,248.56	5,043.60	3,800.47	77,092.63
0000335661	*BUS OPERATOR	31,096.00	35,443.20	4,347.20	33,157.61	10,689.77	0.00	43,847.38
0000302899	*JOURNEYMAN SUPPORT EQUIPMENT	47,860.80	49,296.00	1,435.20	47,979.89	5,522.45	409.08	53,911.42
0000331306	*JOURNEYMAN ET-RAIL CAR MAINT	47,860.80	49,296.00	1,435.20	49,544.52	6,765.00	225.00	56,534.52
0000303384	*JOURNEYMAN ET-TRAIN CONTROL	47,860.80	49,296.00	1,435.20	50,349.90	24,031.10	225.00	74,606.00

## MARTOC REPORT

EE NUMBER	TITLE	FY 16	FY 17	DIFFERENCE	REGULAR	OVERTIME	OTHER	TOTAL
		BASE SALARY	BASE SALARY	+/-	EARNINGS	EARNINGS	EARNINGS	EARNINGS
0000329036	*RAIL OPERATOR	41,100.80	45,739.20	4,638.40	44,731.16	7,556.95	0.00	52,288.11
0000304952	*BUS OPERATOR	44,408.00	45,739.20	1,331.20	46,569.09	18,125.66	0.00	64,694.75
0000337486	*SERVICEPERSON I (A)	34,715.20	34,715.20	0.00	23,802.03	1,666.20	0.00	25,468.23
0000334954	ADMINISTRATIVE ASSISTANT	36,640.50	36,640.50	0.00	36,639.11	0.00	0.00	36,639.11
0000328454	*RAIL OPERATOR	44,408.00	45,739.20	1,331.20	42,823.89	7,784.42	0.00	50,608.31
0000314934	PROJECT MANAGER II	99,780.72	99,780.72	0.00	99,781.20	0.00	0.00	99,781.20
0000329833	*BUS OPERATOR	41,100.80	45,739.20	4,638.40	35,303.77	908.07	0.00	36,211.84
0000304925	GEN SUPT RAIL CAR MAINTENANCE (DATE LAST EMPLOYED 2017-04-01 00:04:00)	87,980.62	87,980.62	0.00	67,677.89	0.00	10,083.06	77,760.95
0000303557	*AA INSPECTOR	47,112.00	49,296.00	2,184.00	51,215.06	31,793.41	225.00	83,233.47
0000321020	*RAIL STATION CLEANER	31,054.40	31,969.60	915.20	33,311.69	10,419.31	0.00	43,731.00
0000328462	*INSPECTOR	47,112.00	48,526.40	1,414.40	48,138.64	13,972.34	225.00	62,335.98
0000322971	*JOURNEYMAN ELEC POWER ELECT	47,860.80	49,296.00	1,435.20	49,200.26	21,848.22	225.00	71,273.48
0000303840	MGR BUSINESS APPLICATIONS	103,437.88	103,437.88	0.00	98,662.86	0.00	4,775.34	103,438.20
0000335439	*BUS OPERATOR	31,096.00	35,443.20	4,347.20	27,673.72	3,148.94	0.00	30,822.66
0000329621	*JOURNEYMAN RAIL CAR MECHANIC	47,860.80	49,296.00	1,435.20	49,981.77	11,545.36	225.00	61,752.13
0000303483	SUPV BUS MAINTENANCE	60,028.80	60,028.80	0.00	61,887.99	8,584.05	3,463.20	73,935.24
0000332520	*RAIL STATION CLEANER	31,054.40	31,969.60	915.20	31,940.49	2,866.56	0.00	34,807.05
0000330390	*BUS OPERATOR	41,100.80	45,739.20	4,638.40	39,008.67	8,013.90	0.00	47,022.57
0000334636	*BUS OPERATOR	31,096.00	35,443.20	4,347.20	35,093.03	4,201.74	0.00	39,294.77
0000327038	*JOURNEYMAN ET-RAIL CAR MAINT	47,860.80	49,296.00	1,435.20	49,319.40	9,198.32	225.00	58,742.72
0000319718	AUDITOR III	61,235.98	61,235.98	0.00	61,236.21	0.00	2,355.24	63,591.45
0000322206	*INSPECTOR (DATE LAST EMPLOYED 2016-12-28 00:12:00)	47,112.00	47,112.00	0.00	27,858.55	764.45	225.00	28,848.00
0000322747	*APPRENTICE MECHANIC	39,249.60	44,158.40	4,908.80	41,701.25	1,672.62	0.00	43,373.87
0000332887	*BUS OPERATOR	34,403.20	38,875.20	4,472.00	37,092.30	3,990.15	0.00	41,082.45
0000314808	FOREMAN POWER	57,262.40	62,836.80	5,574.40	62,932.69	241.68	4,057.53	67,231.90
0000316182	*BUS OPERATOR	44,408.00	45,739.20	1,331.20	45,600.26	1,584.66	0.00	47,184.92
0000335204	RESEARCH SURVEYOR	0.00	0.00	0.00	21,732.75	5,109.02	0.00	26,841.77
0000304946	FARE COLLECTION ASST	30,634.50	30,634.50	0.00	31,049.44	1,249.41	0.00	32,298.85
0000332263	DIR GOVERNMENT RELATIONS	103,968.54	103,968.54	0.00	102,769.12	0.00	1,199.64	103,968.76
0000334638	SUPV RAIL LINE	57,262.40	57,262.40	0.00	58,329.92	27,941.69	4,267.15	90,538.76
0000333777	*RAIL OPERATOR	34,403.20	38,875.20	4,472.00	36,581.43	13,753.55	0.00	50,334.98
0000321538	INSTRUCTOR BUS OPERATIONS (DATE LAST EMPLOYED 2016-11-17 00:11:00)	58,344.00	58,344.00	0.00	22,856.14	310.66	2,692.80	25,859.60
0000334406	*BUS OPERATOR	31,096.00	35,443.20	4,347.20	35,719.03	6,653.28	0.00	42,372.31
0000306291	SR DIR & CONTROLLER	132,829.32	132,829.32	0.00	132,320.06	0.00	510.89	132,830.95

## MARTOC REPORT

EE NUMBER	TITLE	FY 16	FY 17	DIFFERENCE	REGULAR	OVERTIME	OTHER	TOTAL
		BASE SALARY	BASE SALARY	+/-	EARNINGS	EARNINGS	EARNINGS	EARNINGS
0000333264	*RAIL STATION CLEANER	29,390.40	31,969.60	2,579.20	31,247.75	3,224.85	0.00	34,472.60
0000304448	*JOURNEYMAN ET-LABORATORY	47,860.80	49,296.00	1,435.20	51,655.22	21,623.76	225.00	73,503.98
0000331129	*BUS OPERATOR	37,752.00	42,328.00	4,576.00	37,770.11	3,098.62	158.08	41,026.81
0000302227	*INSPECTOR	47,112.00	48,526.40	1,414.40	48,883.41	15,076.50	225.00	64,184.91
0000304326	*JOURNEYMAN RAIL CAR MECHANIC	47,860.80	49,296.00	1,435.20	50,027.73	17,697.62	225.00	67,950.35
0000317577	FIELD INSPECTOR	54,366.00	54,366.00	0.00	53,976.49	3,535.43	635.95	58,147.87
0000302562	GEN SUPT BUS TRANS OPERATIONS (DATE LAST EMPLOYED 2017-01-01 00:01:00)	80,427.36	80,427.36	0.00	38,111.50	0.00	7,043.83	45,155.33
0000326459	DIR VERTICAL TRANSPORTATION	130,977.86	130,977.86	0.00	126,697.80	0.00	4,281.98	130,979.78
0000335325	ADMINISTRATIVE ASSISTANT	36,640.50	36,640.50	0.00	36,441.80	218.47	281.85	36,942.12
0000327795	*BUS OPERATOR	44,408.00	45,739.20	1,331.20	46,209.31	5,934.06	0.00	52,143.37
0000331918	*RAIL OPERATOR	37,752.00	42,328.00	4,576.00	37,856.60	9,293.48	0.00	47,150.08
0000334454	*STATION AGENT	36,940.80	41,828.80	4,888.00	40,686.02	4,263.26	0.00	44,949.28
0000320054	SR INFORMATION SYSTEMS ANALYST	87,550.32	87,550.32	0.00	85,876.76	0.00	1,673.86	87,550.62
0000334275	TRANSIT POLICE OFFICER SR	56,430.40	56,430.40	0.00	58,254.06	11,292.96	813.90	70,360.92
0000330974	*RAIL OPERATOR	37,752.00	42,328.00	4,576.00	44,770.68	30,983.03	0.00	75,753.71
0000321828	*SERVICEPERSON IV	35,276.80	38,272.00	2,995.20	37,326.98	1,874.81	0.00	39,201.79
0000334393	*BUS OPERATOR	31,096.00	35,443.20	4,347.20	31,653.82	3,811.01	0.00	35,464.83
0000330452	*JOURNEYMAN RAIL CAR MECHANIC	43,284.80	49,296.00	6,011.20	47,369.48	6,228.64	225.00	53,823.12
0000332122	*BUS OPERATOR	37,752.00	42,328.00	4,576.00	40,049.64	11,164.78	0.00	51,214.42
0000333510	CONTRACT SPECIALIST I	54,997.02	54,997.02	0.00	54,997.21	0.00	1,904.32	56,901.53
0000305730	CONTRACT SERVICES INSPECTOR	33,612.80	33,612.80	0.00	33,612.80	0.00	2,844.16	36,456.96
0000302934	*BUS OPERATOR	44,408.00	45,739.20	1,331.20	51,241.58	18,606.38	0.00	69,847.96
0000303696	PROJECT ENGINEER	69,907.24	69,907.24	0.00	69,909.06	0.00	0.00	69,909.06
0000315119	*BUS OPERATOR	44,408.00	45,739.20	1,331.20	45,550.47	256.87	0.00	45,807.34
0000306262	TRANS RESEARCH SPECIALIST III (DATE LAST EMPLOYED 2017-04-01 00:04:00)	63,248.90	63,248.90	0.00	48,653.04	0.00	11,132.46	59,785.50
0000302039	CONTRACT EMP PT POLICE OFFICER	0.00	0.00	0.00	50,997.89	0.00	0.00	50,997.89
0000337730	*JOURNEYMAN ET-TELEPHONE MAINT	44,574.40	44,574.40	0.00	24,914.80	7,608.72	0.00	32,523.52
0000318746	*STRUCTURAL INSPECTOR	47,112.00	48,526.40	1,414.40	48,022.73	9,929.25	0.00	57,951.98
0000304959	SUPV BUS TRANSPORTATION	54,308.80	54,308.80	0.00	54,598.67	1,160.15	4,177.60	59,936.42
0000327633	SUPV RAIL LINE	57,262.40	57,262.40	0.00	51,755.84	6,052.59	9,768.39	67,576.82
0000302793	FARE COLLECTION COORDINATOR OP	51,129.00	51,129.00	0.00	51,973.00	3,924.43	1,756.74	57,654.17
0000337159	*BUS OPERATOR	32,032.00	32,032.00	0.00	27,110.11	3,567.45	0.00	30,677.56
0000334410	*STATION AGENT	36,940.80	41,828.80	4,888.00	32,857.01	3,801.07	0.00	36,658.08
0000333104	TRANSIT POLICE OFFICER SR	42,889.60	46,384.00	3,494.40	38,264.74	5,459.33	0.00	43,724.07
0000332380	*BUS OPERATOR	37,752.00	42,328.00	4,576.00	38,565.11	5,721.21	0.00	44,286.32

## MARTOC REPORT

EE NUMBER	TITLE	FY 16	FY 17	DIFFERENCE	REGULAR	OVERTIME	OTHER	TOTAL
		BASE SALARY	BASE SALARY	+/-	EARNINGS	EARNINGS	EARNINGS	EARNINGS
0000316108	*BUS OPERATOR	44,408.00	45,739.20	1,331.20	46,164.01	9,351.39	0.00	55,515.40
0000337864	CONTRACT PROFESSIONAL	62,848.50	62,848.50	0.00	28,716.94	4,206.03	0.00	32,922.97
0000338062	CONTRACT SPECIALIST II	60,315.58	60,315.58	0.00	20,878.57	0.00	0.00	20,878.57
0000334447	*STATION AGENT	36,940.80	41,828.80	4,888.00	41,917.84	39,324.17	0.00	81,242.01
0000332982	*BUS OPERATOR	34,403.20	38,875.20	4,472.00	33,283.04	8,735.06	0.00	42,018.10
0000302828	CLAIMS ADJUSTER II WKRS COMP	46,296.12	47,476.00	1,179.88	46,977.08	0.00	2,899.05	49,876.13
0000332052	*STATION AGENT	29,078.40	38,043.20	8,964.80	28,423.66	1,168.74	0.00	29,592.40
0000302412	MGR CONTRACTS	95,736.68	95,736.68	0.00	95,736.83	0.00	9,021.35	104,758.18
0000319967	*SERVICEPERSON I	34,777.60	35,817.60	1,040.00	38,430.76	263.34	0.00	38,694.10
0000326547	MGR DBA	103,437.88	103,437.88	0.00	103,438.07	0.00	0.00	103,438.07
0000303279	*BUS OPERATOR	44,408.00	45,739.20	1,331.20	46,471.93	8,270.90	0.00	54,742.83
0000332076	*BUS OPERATOR	37,752.00	42,328.00	4,576.00	40,477.32	5,748.97	0.00	46,226.29
0000306315	SUPV BUS & RAIL STORES	61,089.60	61,089.60	0.00	61,130.53	9,397.75	7,504.96	78,033.24
0000320700	SUPT SERVICE QUALITY	86,478.34	93,783.30	7,304.96	98,156.26	0.00	7,935.51	106,091.77
0000331215	*HOSTLER JUNIOR APPRENTICE	37,169.60	38,272.00	1,102.40	37,654.66	14,332.21	0.00	51,986.87
0000331445	TRANSIT POLICE OFFICER SR	44,595.20	46,384.00	1,788.80	46,652.10	18,055.52	0.00	64,707.62
0000333334	*TRAFFIC CHECKER	28,953.60	29,827.20	873.60	31,340.88	13,504.14	0.00	44,845.02
0000320621	MOBILITY CUSTOMER CARE REP	38,571.00	38,571.00	0.00	40,026.60	4,948.44	0.00	44,975.04
0000308505	AGM SAFETY & QA	178,231.56	178,231.56	0.00	178,231.63	0.00	6,855.06	185,086.69
0000325416	FOREMAN COMMUNICATION	57,262.40	57,262.40	0.00	61,598.34	16,043.91	2,753.00	80,395.25
0000306345	SUPV BUS TRANSPORTATION	53,830.40	53,830.40	0.00	54,762.52	4,388.68	2,070.40	61,221.60
0000315757	BUS/RAIL APC AFC ANALYST III	50,982.36	57,454.02	6,471.66	53,297.32	0.00	1,510.61	54,807.93
0000302687	PROTECTIVE SPEC POLICE CADET	31,720.00	31,720.00	0.00	32,049.72	3,471.36	2,943.26	38,464.34
0000302608	CONTRACT PROFESSIONAL	0.00	0.00	0.00	50,351.28	12,978.14	0.00	63,329.42
0000326566	PORTFOLIO MANAGER II	84,838.52	84,838.52	0.00	84,512.57	0.00	326.31	84,838.88
0000306440	*BUS OPERATOR	44,408.00	45,739.20	1,331.20	45,511.86	9,439.80	0.00	54,951.66
0000337029	TRANSIT POLICE OFFICER	36,670.40	39,665.60	2,995.20	37,542.98	6,172.25	571.84	44,287.07
0000302502	*SERVICEPERSON I	31,054.40	34,299.20	3,244.80	33,245.21	2,103.61	0.00	35,348.82
0000302232	GRAPHIC ARTIST	49,897.12	49,897.12	0.00	49,897.45	0.00	2,494.87	52,392.32
0000322331	*INSPECTOR	47,112.00	48,526.40	1,414.40	48,291.99	2,828.43	225.00	51,345.42
0000331381	*AA INSPECTOR	45,240.00	47,361.60	2,121.60	46,269.78	1,255.25	225.00	47,750.03
0000326873	*BUS OPERATOR	44,408.00	45,739.20	1,331.20	45,937.74	936.77	0.00	46,874.51
0000321302	DISPATCHER RADIO COMMUNICATION	52,790.40	52,790.40	0.00	47,957.59	542.71	5,330.24	53,830.54
0000302027	RESEARCH SURVEYOR	0.00	0.00	0.00	20,212.22	100.44	0.00	20,312.66

## MARTOC REPORT

EE NUMBER	TITLE	FY 16	FY 17	DIFFERENCE	REGULAR	OVERTIME	OTHER	TOTAL
		BASE SALARY	BASE SALARY	+/-	EARNINGS	EARNINGS	EARNINGS	EARNINGS
0000302919	*SERVICEPERSON IV	37,169.60	38,272.00	1,102.40	39,967.14	11,680.38	0.00	51,647.52
0000321912	*JOURNEYMAN RAIL CAR MECHANIC	47,860.80	49,296.00	1,435.20	49,015.28	0.00	225.00	49,240.28
0000329422	*JOURNEYMAN ET-TELEPHONE MAINT	46,321.60	49,296.00	2,974.40	48,031.04	22,971.70	225.00	71,227.74
0000329348	*INSPECTOR	45,531.20	48,526.40	2,995.20	45,654.07	12,008.41	225.00	57,887.48
0000306686	SR SPECIFICATIONS WRITER	81,689.66	81,689.66	0.00	54,655.54	0.00	12,567.67	67,223.21
0000306467	DIR LABOR & EMP RELATIONS	88,103.08	125,999.90	37,896.82	118,230.37	0.00	8,465.02	126,695.39
0000337634	SYSTEMS ENGINEER VI	90,000.04	90,000.04	0.00	50,077.29	0.00	0.00	50,077.29
0000304297	SUPV CUSTOMER SERVICES CENTER	59,956.78	59,956.78	0.00	59,957.04	0.00	0.00	59,957.04
0000306458	*AA INSPECTOR	47,860.80	49,296.00	1,435.20	50,925.13	5,418.92	225.00	56,569.05
0000333666	*BUS OPERATOR	34,403.20	38,875.20	4,472.00	33,902.44	4,133.86	0.00	38,036.30
0000321479	*RAIL OPERATOR	44,408.00	45,739.20	1,331.20	40,688.66	10,290.69	0.00	50,979.35
0000325365	*RAIL OPERATOR	44,408.00	45,739.20	1,331.20	46,329.97	8,886.40	0.00	55,216.37
0000314972	TRANSIT POLICE OFFICER SR	56,430.40	56,430.40	0.00	58,044.77	25,637.98	6,511.20	90,193.95
0000303109	*BUS OPERATOR	44,408.00	45,739.20	1,331.20	44,372.47	4,292.10	0.00	48,664.57
0000322928	*BUS OPERATOR	44,408.00	45,739.20	1,331.20	45,703.31	14,331.98	0.00	60,035.29
0000320607	TRAIN CONTROL ENGINEER	72,105.80	72,105.80	0.00	72,106.86	0.00	6,286.15	78,393.01
0000302167	*BUS OPERATOR	44,408.00	45,739.20	1,331.20	46,615.86	26,484.17	0.00	73,100.03
0000320978	TRANSIT POLICE OFFICER SR	56,430.40	56,430.40	0.00	56,841.70	38,924.82	6,646.85	102,413.37
0000332725	SUPV CAR REPAIR INSPECTION	46,321.60	57,241.60	10,920.00	56,722.72	16,202.11	0.00	72,924.83
0000302702	*REVENUE AGENT	45,136.00	46,488.00	1,352.00	47,996.17	7,161.05	0.00	55,157.22
0000324540	STRUCTURAL ENGINEER VI	86,153.86	86,153.86	0.00	86,154.64	0.00	0.00	86,154.64
0000334880	TRANSIT POLICE OFFICER	41,246.40	42,889.60	1,643.20	38,025.97	8,181.41	3,608.50	49,815.88
0000328854	CUSTOMER CARE FIELD REP	41,827.50	41,827.50	0.00	41,660.45	2,886.39	0.00	44,546.84
0000335553	*BUS OPERATOR	31,096.00	35,443.20	4,347.20	32,906.38	7,712.81	0.00	40,619.19
0000315625	FIELD INSPECTOR	61,015.50	61,015.50	0.00	61,083.94	1,100.22	5,319.30	67,503.46
0000303091	*BUS OPERATOR (DATE LAST EMPLOYED 2017-06-01 00:06:00)	44,408.00	44,408.00	0.00	46,568.24	7,395.59	0.00	53,963.83
0000320109	*JOURNEYMAN RAIL CAR MECHANIC	47,860.80	49,296.00	1,435.20	48,779.44	5,781.33	225.00	54,785.77
0000302631	TRANSIT POLICE OFFICER SPECIAL (DATE LAST EMPLOYED 2016-12-01 00:12:00)	58,676.80	58,676.80	0.00	22,173.08	9,224.73	5,223.37	36,621.18
0000302453	SUPV RAIL LINE	57,803.20	57,803.20	0.00	58,352.62	7,788.07	666.96	66,807.65
0000322337	*BUS OPERATOR	44,408.00	45,739.20	1,331.20	46,689.58	24,097.00	0.00	70,786.58
0000303955	*INSPECTOR	47,112.00	48,526.40	1,414.40	48,893.78	10,430.41	225.00	59,549.19
0000337365	TRANSIT POLICE OFFICER	41,246.40	41,246.40	0.00	33,168.82	15,224.64	0.00	48,393.46
0000323506	*BUS OPERATOR	44,408.00	45,739.20	1,331.20	44,380.54	2,155.03	0.00	46,535.57
0000334413	*STATION AGENT	36,940.80	41,828.80	4,888.00	41,122.99	20,396.36	0.00	61,519.35
0000321614	*RAIL OPERATOR	44,408.00	45,739.20	1,331.20	48,778.92	23,390.24	0.00	72,169.16

## MARTOC REPORT

EE NUMBER	TITLE	FY 16	FY 17	DIFFERENCE	REGULAR	OVERTIME	OTHER	TOTAL
		BASE SALARY	BASE SALARY	+/-	EARNINGS	EARNINGS	EARNINGS	EARNINGS
0000335619	*BUS OPERATOR	31,096.00	35,443.20	4,347.20	33,544.48	7,714.40	0.00	41,258.88
0000326724	*JOURNEYMAN ET-TRAIN CONTROL	47,860.80	49,296.00	1,435.20	52,058.42	26,904.52	225.00	79,187.94
0000303459	*BUS OPERATOR	44,408.00	45,739.20	1,331.20	49,675.69	12,509.40	0.00	62,185.09
0000327698	TRANSIT POLICE OFFICER SR	48,256.00	50,169.60	1,913.60	46,989.51	15,936.63	4,514.30	67,440.44
0000302270	SAFETY OPERATIONAL OFFICER	70,017.74	77,019.28	7,001.54	76,324.03	0.00	6,186.04	82,510.07
0000320588	*RAIL STATION CLEANER	31,054.40	31,969.60	915.20	32,657.12	8,711.66	0.00	41,368.78
0000335330	OFFICE ADMINISTRATOR II	50,726.78	59,625.02	8,898.24	55,518.25	0.00	0.00	55,518.25
0000302009	SUPV RAIL CAR APPEARANCE	52,790.40	52,790.40	0.00	53,294.10	3,708.88	1,319.76	58,322.74
0000331570	FIELD INSPECTOR	54,366.00	54,366.00	0.00	54,581.58	4,017.59	0.00	58,599.17
0000320760	*JOURNEYMAN RAIL CAR MECHANIC	47,860.80	49,296.00	1,435.20	49,665.32	20,873.00	225.00	70,763.32
0000321216	SUPV BUS MAINTENANCE	57,262.40	57,262.40	0.00	51,726.24	7,408.39	5,946.48	65,081.11
0000305185	*SERVICEPERSON I	34,777.60	35,817.60	1,040.00	37,494.44	6,439.29	0.00	43,933.73
0000327574	TRANSIT POLICE OFFICER SR	50,169.60	52,187.20	2,017.60	51,566.43	12,910.12	4,440.93	68,917.48
0000325420	CONTRACT SPECIALIST II	59,132.84	59,132.84	0.00	59,133.04	0.00	474.28	59,607.32
0000320928	*SERVICEPERSON I (A)	35,276.80	36,337.60	1,060.80	35,984.00	3,364.44	0.00	39,348.44
0000304126	SUPV BUS MAINTENANCE	60,257.60	60,257.60	0.00	61,770.14	6,682.81	0.00	68,452.95
0000305589	*BUS OPERATOR	44,408.00	45,739.20	1,331.20	47,697.88	16,198.03	225.89	64,121.80
0000305715	SUPV RAIL LINE (DATE LAST EMPLOYED 2016-11-01 00:11:00)	57,803.20	57,803.20	0.00	18,966.84	1,848.50	4,022.89	24,838.23
0000302219	PERFORMANCE ANALYST	67,164.76	67,164.76	0.00	67,165.88	0.00	0.00	67,165.88
0000304442	*AA INSPECTOR	47,860.80	49,296.00	1,435.20	49,694.09	5,841.72	225.00	55,760.81
0000320829	*RAIL STATION CLEANER	31,054.40	31,969.60	915.20	31,458.99	67.19	0.00	31,526.18
0000334602	*TRACK MAINTAINER	43,929.60	45,739.20	1,809.60	41,835.07	6,721.62	0.00	48,556.69
0000322430	*BUS OPERATOR	44,408.00	45,739.20	1,331.20	41,497.91	1,016.53	170.80	42,685.24
0000331061	*BUS OPERATOR	37,752.00	42,328.00	4,576.00	40,797.64	5,758.05	0.00	46,555.69
0000302538	*MATERIAL CONTROLLER	46,300.80	47,694.40	1,393.60	47,604.71	50.09	0.00	47,654.80
0000308787	*JOURNEYMAN ET-RAIL CAR MAINT	47,860.80	49,296.00	1,435.20	50,597.22	11,579.85	225.00	62,402.07
0000302549	OFFICE ADMINISTRATOR II	57,993.78	57,993.78	0.00	57,993.88	0.00	5,130.24	63,124.12
0000337027	SUPV STRATEGIC TRAINING	75,973.04	75,973.04	0.00	75,973.28	0.00	2,094.54	78,067.82
0000302452	SUPV RAIL LINE	57,803.20	57,803.20	0.00	58,214.57	17,667.34	6,502.86	82,384.77
0000321812	CAPITAL PROJECTS ADMINISTRATOR	36,640.50	42,334.50	5,694.00	40,214.45	615.60	1,226.62	42,056.67
0000332376	TRANSIT POLICE OFFICER SR	46,384.00	48,256.00	1,872.00	46,895.00	21,400.53	6,780.00	75,075.53
0000322721	*RAIL STATION CLEANER	31,054.40	31,969.60	915.20	34,150.13	20,222.70	0.00	54,372.83
0000303722	PLANNER TRACK & STRUCTURES	55,286.40	55,286.40	0.00	55,810.85	15,102.99	7,974.00	78,887.84
0000327977	FOREMAN BUILDINGS SUPP EQUIP	57,262.40	57,262.40	0.00	59,723.06	12,668.06	0.00	72,391.12

## MARTOC REPORT

EE NUMBER	TITLE	FY 16	FY 17	DIFFERENCE	REGULAR	OVERTIME	OTHER	TOTAL
		BASE SALARY	BASE SALARY	+/-	EARNINGS	EARNINGS	EARNINGS	EARNINGS
0000321546	INSTRUCTOR RAIL OPERATIONS	67,932.80	61,443.20	-6,489.60	65,404.40	8,384.04	4,490.08	78,278.52
0000320657	*BUS OPERATOR	44,408.00	45,739.20	1,331.20	42,116.03	1,915.82	0.00	44,031.85
0000302177	*BUS OPERATOR	44,408.00	45,739.20	1,331.20	47,577.92	11,238.40	0.00	58,816.32
0000333874	*BUS OPERATOR	34,403.20	38,875.20	4,472.00	31,035.88	6,837.52	0.00	37,873.40
0000335993	*BUS OPERATOR	31,096.00	35,443.20	4,347.20	32,539.03	5,958.89	0.00	38,497.92
0000338172	GRANT PROGRAM ANALYST	75,973.04	75,973.04	0.00	20,454.29	0.00	0.00	20,454.29
0000321968	PROJECT MANAGER II	93,889.90	93,889.90	0.00	93,890.40	0.00	0.00	93,890.40
0000304882	*SERVICEPERSON I (A)	35,276.80	36,337.60	1,060.80	36,429.20	5,482.32	0.00	41,911.52
0000325680	*JOURNEYMAN ET-TRAIN CONTROL	47,860.80	49,296.00	1,435.20	49,791.93	20,122.32	225.00	70,139.25
0000306622	RESIDENT ENGINEER (DATE LAST EMPLOYED 2017-07-01 00:07:00)	93,352.74	93,352.74	0.00	93,352.90	0.00	1,771.31	95,124.21
0000323695	*BUS OPERATOR	44,408.00	45,739.20	1,331.20	45,047.76	2,238.33	0.00	47,286.09
0000302761	*SERVICEPERSON I	34,777.60	35,817.60	1,040.00	35,726.30	3,216.51	0.00	38,942.81
0000320160	SCOPING & SCREENING ANALYST	60,496.80	60,496.80	0.00	60,273.84	0.00	2,783.22	63,057.06
0000335082	SVC DESK SUPPORT AGENT	44,460.00	44,460.00	0.00	42,678.03	6,292.84	3,477.00	52,447.87
0000320865	*STATION AGENT	40,622.40	41,828.80	1,206.40	43,861.00	40,551.71	0.00	84,412.71
0000302319	*BUS OPERATOR	44,408.00	45,739.20	1,331.20	47,877.43	18,064.46	0.00	65,941.89
0000335999	*BUS OPERATOR	31,096.00	35,443.20	4,347.20	24,467.25	5,358.73	0.00	29,825.98
0000315017	*BUS OPERATOR	44,408.00	45,739.20	1,331.20	39,379.67	2,860.88	200.27	42,440.82
0000304920	*BUS OPERATOR	44,408.00	45,739.20	1,331.20	47,618.33	7,565.06	0.00	55,183.39
0000335791	*BUS OPERATOR (DATE LAST EMPLOYED 2017-05-25 00:05:00)	31,096.00	34,403.20	3,307.20	24,713.44	3,612.63	0.00	28,326.07
0000337483	*RAIL STATION CLEANER	28,704.00	28,704.00	0.00	19,441.31	1,999.20	0.00	21,440.51
0000318201	*BUS OPERATOR	44,408.00	45,739.20	1,331.20	47,031.42	13,351.33	0.00	60,382.75
0000330160	*BUS OPERATOR	41,100.80	45,739.20	4,638.40	43,251.07	3,771.44	0.00	47,022.51
0000302160	MGR RADIO AFC GATE SYSTEMS	97,878.56	97,878.56	0.00	97,878.90	0.00	7,529.12	105,408.02
0000303822	TRANSIT POLICE SERGEANT	60,382.40	62,795.20	2,412.80	62,844.18	8,994.89	0.00	71,839.07
0000319497	*SERVICEPERSON VII GROUNDSKEEPR	37,169.60	36,337.60	-832.00	37,418.55	7,378.11	0.00	44,796.66
0000334813	*BUS OPERATOR	31,096.00	35,443.20	4,347.20	35,010.80	5,814.72	0.00	40,825.52
0000302323	TRANSIT POLICE LIEUTENANT	82,721.60	82,721.60	0.00	77,114.08	7,277.99	10,399.86	94,791.93
0000304340	*BUS OPERATOR	44,408.00	45,739.20	1,331.20	46,639.72	11,882.34	0.00	58,522.06
0000303397	*INSPECTOR	47,112.00	48,526.40	1,414.40	51,246.38	12,366.97	768.60	64,381.95
0000322234	SUPV BUS MAINTENANCE	47,112.00	57,262.40	10,150.40	48,753.16	10,621.39	225.00	59,599.55
0000306346	*BUS OPERATOR	44,408.00	45,739.20	1,331.20	30,914.43	13,497.32	0.00	44,411.75
0000302350	DISPATCHER-RAIL TRANSPORTATION (DATE LAST EMPLOYED 2017-03-31 00:03:00)	53,310.40	53,310.40	0.00	41,690.71	6,055.60	8,064.74	55,811.05
0000302728	*JOURNEYMAN RAIL CAR MECHANIC	47,860.80	49,296.00	1,435.20	56,438.04	22,995.64	225.00	79,658.68

## MARTOC REPORT

EE NUMBER	TITLE	FY 16	FY 17	DIFFERENCE	REGULAR	OVERTIME	OTHER	TOTAL
		BASE SALARY	BASE SALARY	+/-	EARNINGS	EARNINGS	EARNINGS	EARNINGS
0000302930	*JOURNEYMAN ET-RADIO MAINT	47,860.80	49,296.00	1,435.20	53,120.75	18,595.05	225.00	71,940.80
0000302926	*SERVICEPERSON I (A)	35,276.80	36,337.60	1,060.80	38,650.96	5,768.52	0.00	44,419.48
0000335408	TRANSIT POLICE OFFICER SR	46,384.00	48,256.00	1,872.00	49,321.28	6,503.77	223.00	56,048.05
0000305596	SUPV BUS MAINTENANCE	57,262.40	57,262.40	0.00	58,676.85	21,676.58	4,184.56	84,537.99
0000330759	CJIT-POLICE DISPATCHER	41,828.80	41,828.80	0.00	38,224.16	4,261.04	1,015.04	43,500.24
0000319444	*BUS OPERATOR	44,408.00	45,739.20	1,331.20	44,639.33	1,350.59	0.00	45,989.92
0000305284	*JOURNEYMAN ET-RAIL CAR MAINT	47,860.80	49,296.00	1,435.20	51,196.64	4,305.76	225.00	55,727.40
0000330393	INSTRUCTOR ELECTRICAL POWER	47,860.80	57,262.40	9,401.60	55,649.57	5,254.95	0.00	60,904.52
0000336233	TRANSIT POLICE OFFICER	36,670.40	41,246.40	4,576.00	41,415.39	10,896.17	2,002.35	54,313.91
0000313261	CONTRACT PROFESSIONAL DISPATCH	0.00	0.00	0.00	66,180.30	4,371.90	0.00	70,552.20
0000303127	GEN SUPT BUS TRANS OPERATIONS	85,875.14	88,376.60	2,501.46	73,416.61	0.00	18,921.67	92,338.28
0000323984	TRANSIT POLICE OFFICER SPECIAL (DATE LAST EMPLOYED 2016-10-07 00:10:00)	58,676.80	58,676.80	0.00	16,968.32	4,821.82	7,624.04	29,414.18
0000331166	FIELD INSPECTOR	54,346.50	54,346.50	0.00	54,403.69	250.83	0.00	54,654.52
0000322432	*INSPECTOR	47,112.00	48,526.40	1,414.40	48,028.41	823.95	225.00	49,077.36
0000322811	*BUS OPERATOR	44,408.00	45,739.20	1,331.20	46,874.68	6,721.53	0.00	53,596.21
0000302337	*JOURNEYMAN AUTOMOTIVE TECH	47,860.80	49,296.00	1,435.20	52,156.15	13,210.67	225.00	65,591.82
0000337433	*BUS OPERATOR	32,032.00	32,032.00	0.00	20,239.68	2,821.32	0.00	23,061.00
0000316607	*MATERIAL CONTROLLER	45,344.00	47,694.40	2,350.40	47,218.88	534.24	0.00	47,753.12
0000324784	*RAIL OPERATOR	44,408.00	45,739.20	1,331.20	47,019.33	43,647.35	0.00	90,666.68
0000333592	*BUS OPERATOR	32,032.00	32,032.00	0.00	29,620.68	3,072.09	0.00	32,692.77
0000315304	TRANSIT POLICE OFFICER SPECIAL (DATE LAST EMPLOYED 2017-04-13 00:04:00)	58,676.80	58,676.80	0.00	42,822.80	13,244.65	10,926.58	66,994.03
0000302344	*JOURNEYMAN OVERHAULER	47,860.80	49,296.00	1,435.20	51,833.03	11,441.76	225.00	63,499.79
0000333475	*INSPECTOR	44,408.00	46,592.00	2,184.00	45,809.96	15,322.10	225.00	61,357.06
0000335992	*BUS OPERATOR	31,096.00	35,443.20	4,347.20	32,842.87	5,707.87	0.00	38,550.74
0000327899	*BUS OPERATOR	44,408.00	45,739.20	1,331.20	47,000.11	16,632.63	0.00	63,632.74
0000321915	*JOURNEYMAN SUPPORT EQUIPMENT (DATE LAST EMPLOYED 2017-02-02 00:02:00)	47,860.80	47,860.80	0.00	33,069.40	2,070.93	225.00	35,365.33
0000318078	COMPENSATION ANALYST III (DATE LAST EMPLOYED 2016-08-30 00:08:00)	65,151.84	65,151.84	0.00	11,777.47	0.00	11,447.02	23,224.49
0000327019	ACCOUNTANT III	59,158.84	59,158.84	0.00	59,158.75	0.00	2,359.38	61,518.13
0000303754	INSTRUCTOR CAR MAINT ELECT	61,131.20	61,131.20	0.00	61,128.90	0.00	3,350.46	64,479.36
0000321957	*JOURNEYMAN ELEC POWER ELECT	47,860.80	49,296.00	1,435.20	48,195.47	17,318.03	225.00	65,738.50
0000327215	CONTRACT PROFESSIONAL	0.00	0.00	0.00	40,038.51	0.00	0.00	40,038.51
0000335995	*BUS OPERATOR	31,096.00	35,443.20	4,347.20	20,575.93	1,474.51	0.00	22,050.44
0000315309	*SERVICEPERSON I	34,777.60	35,817.60	1,040.00	36,261.34	2,547.63	0.00	38,808.97
0000331643	RESIDENT ENGINEER	84,926.92	84,926.92	0.00	84,927.35	0.00	0.00	84,927.35



## MARTOC REPORT

EE NUMBER	TITLE	FY 16	FY 17	DIFFERENCE	REGULAR	OVERTIME	OTHER	TOTAL
		BASE SALARY	BASE SALARY	+/-	EARNINGS	EARNINGS	EARNINGS	EARNINGS
0000317261	TRANSIT POLICE OFFICER SR	56,430.40	56,430.40	0.00	55,426.61	15,759.21	3,798.20	74,984.02
0000337179	SUPV RAIL LINE	57,241.60	57,241.60	0.00	54,668.48	14,348.94	293.64	69,311.06
0000332987	*BUS OPERATOR	34,403.20	38,875.20	4,472.00	38,471.00	4,915.85	0.00	43,386.85
0000315249	*BUS OPERATOR	44,408.00	45,739.20	1,331.20	45,328.68	7,273.60	0.00	52,602.28
0000302418	DISPATCHER-RAIL TRANSPORTATION	52,790.40	52,790.40	0.00	53,107.83	2,258.19	2,944.10	58,310.12
0000337080	*BUS OPERATOR	32,032.00	32,032.00	0.00	24,834.23	1,102.02	0.00	25,936.25
0000304953	*STATION AGENT	40,622.40	41,828.80	1,206.40	42,204.44	11,220.12	0.00	53,424.56
0000314855	*BUS OPERATOR	44,408.00	45,739.20	1,331.20	46,504.42	5,233.61	0.00	51,738.03
0000305167	CONTRACT PROFESSIONAL	0.00	0.00	0.00	68,531.09	0.00	0.00	68,531.09
0000330607	PROJECT ENGINEER	68,575.78	68,575.78	0.00	60,426.17	0.00	7,798.27	68,224.44
0000304069	*TRACK MAINTAINER	47,112.00	48,526.40	1,414.40	36,476.96	4,866.96	0.00	41,343.92
0000334412	*STATION AGENT	36,940.80	41,828.80	4,888.00	35,860.63	4,164.66	0.00	40,025.29
0000302296	CONTRACT PROFESSIONAL	0.00	0.00	0.00	50,876.97	4,644.16	0.00	55,521.13
0000302946	*BUS OPERATOR	44,408.00	45,739.20	1,331.20	45,445.66	7,343.42	0.00	52,789.08
0000305602	*BUS OPERATOR	44,408.00	45,739.20	1,331.20	46,865.73	13,909.85	0.00	60,775.58
0000330765	*SERVICEPERSON VII GROUNDSKEEPR	34,777.60	36,337.60	1,560.00	33,810.78	1,197.57	0.00	35,008.35
0000302417	SUPV BUS & RAIL STORES	61,089.60	61,089.60	0.00	51,453.57	939.84	10,103.28	62,496.69
0000332950	TRANSIT POLICE OFFICER SR	52,187.20	54,267.20	2,080.00	52,238.32	33,335.98	4,070.04	89,644.34
0000305478	SCHEDULE ANALYST III	54,781.74	54,781.74	0.00	54,781.98	0.00	1,352.70	56,134.68
0000333960	*JOURNEYMAN BODY REPAIR	45,240.00	47,715.20	2,475.20	22,373.82	1,886.39	225.00	24,485.21
0000304339	CONTRACT PROFESSIONAL (DATE LAST EMPLOYED 2017-01-20 00:01:00)	0.00	0.00	0.00	49,733.58	880.65	0.00	50,614.23
0000331906	*BUS OPERATOR (DATE LAST EMPLOYED 2017-06-14 00:06:00)	37,752.00	41,100.80	3,348.80	39,860.02	4,798.78	0.00	44,658.80
0000329974	*INSPECTOR	45,094.40	46,446.40	1,352.00	43,650.22	2,487.78	225.00	46,363.00
0000337482	CONTRACT SPECIALIST II	60,315.58	60,315.58	0.00	44,076.99	0.00	0.00	44,076.99
0000305058	*BUS OPERATOR	44,408.00	45,739.20	1,331.20	45,244.53	6,557.49	0.00	51,802.02
0000302427	RECORDS CENTER SPECIALIST SR	40,248.00	40,248.00	0.00	46,115.97	0.00	3,667.90	49,783.87
0000305252	*BUS OPERATOR	44,408.00	45,739.20	1,331.20	45,415.11	3,776.11	0.00	49,191.22
0000333572	*BUS OPERATOR	34,403.20	38,875.20	4,472.00	31,474.60	1,966.81	0.00	33,441.41
0000329228	CONTRACT SPECIALIST III	70,038.02	70,038.02	0.00	70,038.26	0.00	5,764.69	75,802.95
0000302695	*BUS OPERATOR	44,408.00	45,739.20	1,331.20	46,861.99	20,757.75	0.00	67,619.74
0000320689	*BUS OPERATOR (DATE LAST EMPLOYED 2017-06-05 00:06:00)	44,408.00	44,408.00	0.00	42,127.49	5,383.80	0.00	47,511.29
0000329359	*JOURNEYMAN RAIL CAR MECHANIC	47,860.80	49,296.00	1,435.20	49,003.78	3,175.41	225.00	52,404.19
0000303718	GEN FOREMAN ATC	66,666.60	66,666.60	0.00	66,666.88	0.00	3,205.13	69,872.01
0000320242	*RAIL OPERATOR	44,408.00	45,739.20	1,331.20	46,236.77	5,974.05	0.00	52,210.82

## MARTOC REPORT

EE NUMBER	TITLE	FY 16	FY 17	DIFFERENCE	REGULAR	OVERTIME	OTHER	TOTAL
		BASE SALARY	BASE SALARY	+/-	EARNINGS	EARNINGS	EARNINGS	EARNINGS
0000321626	TRANSIT POLICE OFFICER SR	56,430.40	56,430.40	0.00	54,972.25	22,534.97	5,825.72	83,332.94
0000335566	*HOSTLER JUNIOR APPRENTICE	36,337.60	36,337.60	0.00	31,256.54	5,288.85	0.00	36,545.39
0000322564	*SERVICEPERSON I (A)	35,276.80	36,337.60	1,060.80	35,801.68	1,939.80	0.00	37,741.48
0000313656	PROGRAM ADMINISTRATOR JOC	85,093.32	85,093.32	0.00	85,093.76	0.00	0.00	85,093.76
0000303179	PARKING SVCS COORDINATOR PT	0.00	0.00	0.00	24,749.04	3,599.67	424.20	28,772.91
0000302772	SUPV CREATIVE SERVICES	61,390.94	61,390.94	0.00	60,453.50	0.00	701.49	61,154.99
0000335878	*REPROGRAPHICS SPEC I	26,187.20	29,099.20	2,912.00	26,784.30	151.08	0.00	26,935.38
0000306162	*BUS OPERATOR	44,408.00	45,739.20	1,331.20	43,055.93	13,547.35	0.00	56,603.28
0000318006	*STATION AGENT	40,622.40	41,828.80	1,206.40	40,043.49	5,932.29	468.72	46,444.50
0000304985	*BUS OPERATOR	44,408.00	44,408.00	0.00	44,512.24	6,023.03	170.80	50,706.07
0000308143	(DATE LAST EMPLOYED 2017-06-01 00:06:00) CONTRACT PROFESSIONAL	0.00	0.00	0.00	54,871.46	0.00	0.00	54,871.46
0000331794	PLANNER VERTICAL TRANS	45,226.22	57,408.00	12,181.78	50,044.39	0.00	2,866.28	52,910.67
0000304243	*BUS OPERATOR	44,408.00	45,739.20	1,331.20	35,251.49	5,601.55	0.00	40,853.04
0000315462	*BUS OPERATOR	44,408.00	45,739.20	1,331.20	39,410.79	6,612.90	0.00	46,023.69
0000332301	SUPV CAR REPAIR INSPECTION	57,262.40	57,262.40	0.00	58,067.74	6,759.82	3,578.90	68,406.46
0000333106	*BUS OPERATOR	34,403.20	38,875.20	4,472.00	33,551.27	6,515.06	0.00	40,066.33
0000306294	TRANSIT POLICE OFFICER SR	58,676.80	56,430.40	-2,246.40	58,250.90	14,795.47	1,692.60	74,738.97
0000334025	*BUS OPERATOR	34,403.20	38,875.20	4,472.00	37,083.23	36,034.64	0.00	73,117.87
0000303480	*MATERIAL CONTROLLER	47,715.20	47,694.40	-20.80	46,442.92	267.12	0.00	46,710.04
0000303159	*BUS OPERATOR	44,408.00	45,739.20	1,331.20	44,184.31	1,405.93	0.00	45,590.24
0000337167	TRANSIT POLICE OFFICER	39,665.60	39,665.60	0.00	36,808.02	14,725.15	1,563.74	53,096.91
0000334779	*BUS OPERATOR	31,096.00	35,443.20	4,347.20	34,754.50	4,822.33	0.00	39,576.83
0000303505	*AA INSPECTOR	47,860.80	49,296.00	1,435.20	43,464.12	690.32	225.00	44,379.44
0000315244	*BUS OPERATOR	44,408.00	45,739.20	1,331.20	33,448.24	5,898.74	0.00	39,346.98
0000331770	DEPUTY CHIEF OF POLICE	105,321.32	105,321.32	0.00	105,321.49	0.00	8,428.95	113,750.44
0000333604	TRANSIT POLICE OFFICER	42,889.60	44,595.20	1,705.60	35,043.25	6,815.14	2,785.62	44,644.01
0000304678	*SECRETARY (N8)	34,632.00	34,632.00	0.00	35,590.75	4,070.99	0.00	39,661.74
0000306172	(DATE LAST EMPLOYED 2017-06-01 00:06:00) *INSPECTOR	47,112.00	48,526.40	1,414.40	46,194.85	467.17	225.00	46,887.02
0000320668	*JOURNEYMAN RAIL CAR MECHANIC	43,284.80	49,296.00	6,011.20	35,337.49	3,641.73	225.00	39,204.22
0000304922	*JOURNEYMAN SUPPORT EQUIPMENT	47,860.80	49,296.00	1,435.20	50,902.18	15,997.83	225.00	67,125.01
0000302012	*JOURNEYMAN ET-RADIO MAINT	47,860.80	49,296.00	1,435.20	49,823.37	13,409.16	1,697.64	64,930.17
0000338072	SR DIR MEDIA RELATIONS	130,000.00	130,000.00	0.00	47,500.10	0.00	0.00	47,500.10
0000320368	FOREMAN CUSTODIAL SERVICES	48,713.60	48,713.60	0.00	41,776.29	895.12	7,495.74	50,167.15
0000305466	SUPT BUS MAINTENANCE GARAGE	73,362.90	73,362.90	0.00	56,433.00	0.00	22,761.32	79,194.32
0000304361	*BUS OPERATOR	44,408.00	45,739.20	1,331.20	36,572.61	8,811.14	0.00	45,383.75

## MARTOC REPORT

EE NUMBER	TITLE	FY 16	FY 17	DIFFERENCE	REGULAR	OVERTIME	OTHER	TOTAL
		BASE SALARY	BASE SALARY	+/-	EARNINGS	EARNINGS	EARNINGS	EARNINGS
0000333584	*JOURNEYMAN ET-RADIO MAINT	45,240.00	49,296.00	4,056.00	45,695.88	7,587.07	403.16	53,686.11
0000304560	*STATION AGENT	40,622.40	41,828.80	1,206.40	43,293.15	791.00	0.00	44,084.15
0000322975	*JOURNEYMAN ET-RADIO MAINT	47,860.80	49,296.00	1,435.20	49,987.47	29,777.92	225.00	79,990.39
0000305206	SUPV BUS MAINTENANCE (DATE LAST EMPLOYED 2016-11-01 00:11:00)	57,262.40	57,262.40	0.00	22,800.27	2,669.19	3,303.60	28,773.06
0000306405	*JOURNEYMAN BODY REPAIR	47,860.80	49,296.00	1,435.20	52,107.90	12,252.88	1,145.40	65,506.18
0000306342	*JOURNEYMAN ET-RAIL CAR MAINT	47,860.80	49,296.00	1,435.20	48,507.75	40,736.42	225.00	89,469.17
0000320347	*BUS OPERATOR	31,096.00	35,443.20	4,347.20	28,875.20	1,953.89	0.00	30,829.09
0000304029	SUPV BUS TRANSPORTATION	52,790.40	52,790.40	0.00	53,087.61	6,119.68	8,375.40	67,582.69
0000314862	*BUS OPERATOR	44,408.00	45,739.20	1,331.20	49,443.88	15,664.52	0.00	65,108.40
0000322821	*BUS OPERATOR	44,408.00	45,739.20	1,331.20	35,037.73	2,147.98	0.00	37,185.71
0000330975	SR INSTRUCTOR BUS TRANSPORT	64,966.46	64,966.46	0.00	64,988.66	0.00	5,459.04	70,447.70
0000326542	TRANSIT POLICE SERGEANT	54,267.20	55,827.20	1,560.00	37,265.29	342.21	8,653.20	46,260.70
0000337276	*BUS OPERATOR	32,032.00	32,032.00	0.00	23,989.60	2,867.34	130.82	26,987.76
0000323749	SUPV BUS TRANSPORTATION	52,790.40	52,790.40	0.00	53,403.00	19,995.28	10,152.00	83,550.28
0000321310	*INSPECTOR	47,112.00	48,526.40	1,414.40	48,164.29	3,907.19	225.00	52,296.48
0000303006	*BUS OPERATOR	44,408.00	45,739.20	1,331.20	46,835.99	13,889.35	0.00	60,725.34
0000303118	*BUS OPERATOR	44,408.00	45,739.20	1,331.20	47,682.60	11,184.55	0.00	58,867.15
0000315061	*BUS OPERATOR	44,408.00	45,739.20	1,331.20	49,282.42	7,478.94	0.00	56,761.36
0000304973	*BUS OPERATOR	44,408.00	45,739.20	1,331.20	47,184.39	9,206.98	0.00	56,391.37
0000302335	*JOURNEYMAN SUPPORT EQUIPMENT	47,860.80	49,296.00	1,435.20	49,855.15	1,768.93	225.00	51,849.08
0000302885	SUPV CAR REPAIR INSPECTION	57,262.40	57,262.40	0.00	61,200.79	8,967.47	963.55	71,131.81
0000333337	TRANSIT POLICE OFFICER SR	46,384.00	48,256.00	1,872.00	50,461.47	31,149.00	3,480.00	85,090.47
0000322976	*TRACK WALKER	47,112.00	48,526.40	1,414.40	47,920.93	11,016.50	0.00	58,937.43
0000335853	*BUS OPERATOR	31,096.00	35,443.20	4,347.20	27,947.94	2,048.82	0.00	29,996.76
0000306207	RAIL SERVICES CONTROLLER	73,257.60	73,257.60	0.00	74,183.69	7,858.60	6,727.02	88,769.31
0000302368	*INSPECTOR	47,112.00	48,526.40	1,414.40	48,390.79	1,078.73	225.00	49,694.52
0000318427	TRANSIT POLICE SERGEANT	62,795.20	65,291.20	2,496.00	61,894.94	11,270.35	3,713.37	76,878.66
0000315408	*SERVICEPERSON IV	37,169.60	38,272.00	1,102.40	38,358.82	3,973.88	142.96	42,475.66
0000305539	*JOURNEYMAN RAIL CAR MECHANIC	47,860.80	49,296.00	1,435.20	48,140.90	181.21	225.00	48,547.11
0000329983	*BUS OPERATOR	41,100.80	45,739.20	4,638.40	43,590.64	2,613.28	0.00	46,203.92
0000303468	*BUS OPERATOR	44,408.00	45,739.20	1,331.20	47,719.70	17,145.06	0.00	64,864.76
0000305671	*JOURNEYMAN TRACK MECHANIC	47,860.80	49,296.00	1,435.20	49,794.61	13,875.12	225.00	63,894.73
0000304308	CONTRACT EMP PT POLICE OFFICER	0.00	0.00	0.00	29,831.39	482.82	0.00	30,314.21
0000333778	*BUS OPERATOR	34,403.20	38,875.20	4,472.00	34,788.38	2,569.50	0.00	37,357.88

## MARTOC REPORT

EE NUMBER	TITLE	FY 16	FY 17	DIFFERENCE	REGULAR	OVERTIME	OTHER	TOTAL
		BASE SALARY	BASE SALARY	+/-	EARNINGS	EARNINGS	EARNINGS	EARNINGS
0000318796	*BUS OPERATOR	44,408.00	45,739.20	1,331.20	48,779.05	36,771.56	0.00	85,550.61
0000318196	*BUS OPERATOR	44,408.00	45,739.20	1,331.20	41,667.91	1,801.82	0.00	43,469.73
0000335474	CONTRACT EMP ADMIN SUPPORT	0.00	0.00	0.00	22,227.15	1,679.53	0.00	23,906.68
0000302298	*JOURNEYMAN ET-RAIL CAR MAINT (DATE LAST EMPLOYED 2017-05-01 00:05:00)	47,860.80	47,860.80	0.00	46,765.91	3,402.41	225.00	50,393.32
0000322743	*RAIL STATION CLEANER	31,054.40	31,969.60	915.20	31,947.95	1,791.60	119.44	33,858.99
0000336804	CONTRACT SPECIALIST II	60,315.58	60,315.58	0.00	60,315.89	0.00	2,784.43	63,100.32
0000327325	RECRUITING OFFICER II (DATE LAST EMPLOYED 2016-11-04 00:11:00)	62,948.60	62,948.60	0.00	23,000.51	0.00	4,251.46	27,251.97
0000306279	*JOURNEYMAN ET-RAIL CAR MAINT	47,860.80	49,296.00	1,435.20	51,845.51	13,486.77	225.00	65,557.28
0000326723	*JOURNEYMAN ELEC POWER ELECT	47,860.80	49,296.00	1,435.20	46,757.53	2,019.17	225.00	49,001.70
0000334162	*INSPECTOR	44,408.00	45,094.40	686.40	22,903.99	1,457.16	225.00	24,586.15
0000335755	*BUS OPERATOR	31,096.00	35,443.20	4,347.20	32,475.29	8,082.88	0.00	40,558.17
0000327976	*JOURNEYMAN OVERHAULER	47,860.80	49,296.00	1,435.20	32,044.55	1,415.14	225.00	33,684.69
0000321635	DIVISION DISPATCHER	52,790.40	52,790.40	0.00	53,375.23	4,498.34	1,015.20	58,888.77
0000334894	*BUS OPERATOR (DATE LAST EMPLOYED 2016-11-17 00:11:00)	31,096.00	34,403.20	3,307.20	14,351.83	6,670.35	0.00	21,022.18
0000330844	CONTRACT SPECIALIST III	72,839.78	72,839.78	0.00	72,212.70	0.00	0.00	72,212.70
0000332081	*BUS OPERATOR	37,752.00	42,328.00	4,576.00	40,360.40	10,166.04	0.00	50,526.44
0000302744	SUPV BUS MAINTENANCE	60,694.40	66,566.50	5,872.10	66,614.07	0.00	8,875.57	75,489.64
0000327408	STRUCTURAL ENGINEER V	63,242.92	74,583.08	11,340.16	73,776.69	0.00	0.00	73,776.69
0000320033	*JOURNEYMAN ET-RAIL CAR MAINT	47,860.80	49,296.00	1,435.20	49,521.50	34,748.05	225.00	84,494.55
0000306485	ADVERTISING COORDINATOR	68,429.66	68,429.66	0.00	68,167.37	0.00	263.20	68,430.57
0000319667	*BUS OPERATOR	44,408.00	45,739.20	1,331.20	46,325.94	14,499.13	0.00	60,825.07
0000316073	TRANSIT POLICE LIEUTENANT	73,881.60	76,856.00	2,974.40	67,234.28	5,556.74	16,746.80	89,537.82
0000330746	*BUS OPERATOR	37,752.00	42,328.00	4,576.00	39,753.10	4,107.08	0.00	43,860.18
0000331406	*BUS OPERATOR	37,752.00	42,328.00	4,576.00	41,850.76	15,288.16	0.00	57,138.92
0000328640	SUPV RAIL LINE	57,262.40	57,262.40	0.00	55,952.27	10,637.34	5,799.75	72,389.36
0000302860	*JOURNEYMAN RAIL CAR MECHANIC	47,860.80	49,296.00	1,435.20	48,785.18	37,555.11	225.00	86,565.29
0000337259	*TRACK MAINTAINER	45,260.80	45,260.80	0.00	37,882.82	6,334.56	0.00	44,217.38
0000303358	*BUS OPERATOR	44,408.00	45,739.20	1,331.20	46,583.63	19,245.89	0.00	65,829.52
0000321403	SYSTEM SAFETY COORDINATOR	75,973.30	75,973.30	0.00	75,973.70	0.00	3,509.59	79,483.29
0000306447	CHF VEHICLE ENGINEERING (DATE LAST EMPLOYED 2017-01-01 00:01:00)	98,476.56	98,476.56	0.00	50,374.61	0.00	11,634.38	62,008.99
0000321525	SR REDUCED FARE REPRESENTATIVE	29,679.00	39,799.50	10,120.50	33,722.41	3,439.66	0.00	37,162.07
0000322673	SUPV RAIL LINE	57,262.40	57,262.40	0.00	60,246.92	17,085.14	2,477.70	79,809.76
0000327975	*INSPECTOR	47,112.00	48,526.40	1,414.40	48,424.48	7,551.02	225.00	56,200.50
0000337220	*HOSTLER JUNIOR APPRENTICE	36,337.60	36,337.60	0.00	30,243.56	3,726.44	0.00	33,970.00

## MARTOC REPORT

EE NUMBER	TITLE	FY 16	FY 17	DIFFERENCE	REGULAR	OVERTIME	OTHER	TOTAL
		BASE SALARY	BASE SALARY	+/-	EARNINGS	EARNINGS	EARNINGS	EARNINGS
0000334182	TRANSIT POLICE OFFICER SR	54,267.20	56,430.40	2,163.20	55,965.28	8,309.05	2,609.00	66,883.33
0000321772	*BUS OPERATOR	44,408.00	45,739.20	1,331.20	47,057.96	18,733.44	0.00	65,791.40
0000331064	TRANSIT POLICE OFFICER SR	46,384.00	48,256.00	1,872.00	30,796.30	8,930.37	1,309.22	41,035.89
0000322109	*SERVICEPERSON IV	37,169.60	38,272.00	1,102.40	38,676.05	7,612.71	0.00	46,288.76
0000304247	TRANSIT POLICE OFFICER SR	56,430.40	56,430.40	0.00	39,692.54	5,107.26	18,882.48	63,682.28
0000321574	DIR SAFETY (DATE LAST EMPLOYED 2016-12-02 00:12:00)	125,051.94	125,051.94	0.00	45,692.10	0.00	4,328.73	50,020.83
0000321911	*INSPECTOR	47,112.00	48,526.40	1,414.40	28,359.50	1,010.80	225.00	29,595.30
0000330926	FIELD INSPECTOR	52,767.00	52,767.00	0.00	52,561.38	2,897.11	432.96	55,891.45
0000335353	*JOURNEYMAN ET-RAIL CAR MAINT	44,886.40	46,592.00	1,705.60	46,240.67	8,200.34	622.64	55,063.65
0000333957	*JOURNEYMAN BODY REPAIR	45,240.00	47,715.20	2,475.20	47,033.74	8,229.16	225.00	55,487.90
0000306387	*JOURNEYMAN ET-RAIL CAR MAINT	47,860.80	49,296.00	1,435.20	48,641.38	2,303.89	225.00	51,170.27
0000303591	*JOURNEYMAN OVERHAULER	47,860.80	49,296.00	1,435.20	51,032.64	8,741.01	225.00	59,998.65
0000303328	MGR OPERATING & CAPITAL BUDGET	99,659.56	99,659.56	0.00	90,437.40	0.00	1,474.27	91,911.67
0000320053	SR INFORMATION SYSTEMS ANALYST	83,448.82	83,448.82	0.00	82,807.13	0.00	641.92	83,449.05
0000317051	*ENCODER CLERK	34,632.00	35,672.00	1,040.00	32,671.49	0.00	0.00	32,671.49
0000316178	INFORMATION SYS ANALYST III	74,263.28	74,263.28	0.00	72,557.94	0.00	9,798.27	82,356.21
0000303162	*JOURNEYMAN RAIL CAR MECHANIC	47,860.80	49,296.00	1,435.20	48,773.68	109.09	455.10	49,337.87
0000332789	TRANSIT POLICE OFFICER SR	42,889.60	46,384.00	3,494.40	41,935.78	5,444.92	3,122.00	50,502.70
0000331372	TRANSIT POLICE OFFICER SR	44,595.20	46,384.00	1,788.80	46,928.20	6,534.20	1,010.86	54,473.26
0000333436	PORTFOLIO MANAGER II	70,038.02	84,407.44	14,369.42	80,555.80	0.00	649.29	81,205.09
0000306645	TRANSIT POLICE OFFICER SPECIAL	58,676.80	58,676.80	0.00	59,635.96	22,194.34	14,105.00	95,935.30
0000321492	*SERVICEPERSON IV	37,169.60	38,272.00	1,102.40	38,787.72	14,213.42	0.00	53,001.14
0000305400	GEN FOREMAN BLDGS & GROUNDS	69,008.68	69,008.68	0.00	69,008.72	0.00	10,882.16	79,890.88
0000333673	*BUS OPERATOR	34,403.20	38,875.20	4,472.00	36,698.94	4,556.13	0.00	41,255.07
0000315785	TRANSIT POLICE LIEUTENANT	76,856.00	82,721.60	5,865.60	68,211.42	3,965.30	12,932.50	85,109.22
0000335991	BUILDING MAINT SPEC II	43,153.24	50,726.26	7,573.02	46,611.20	0.00	3,706.99	50,318.19
0000318195	*SERVICEPERSON IV	35,276.80	38,272.00	2,995.20	37,967.03	3,867.16	0.00	41,834.19
0000304093	*SERVICEPERSON I (A)	35,276.80	36,337.60	1,060.80	37,400.16	22,845.12	0.00	60,245.28
0000305261	HUMAN RESOURCES SYSTEM ANALYST	65,245.44	75,973.04	10,727.60	73,313.32	0.00	6,696.50	80,009.82
0000329150	TRANSIT POLICE SERGEANT	48,256.00	55,827.20	7,571.20	53,818.17	4,845.81	0.00	58,663.98
0000321910	*JOURNEYMAN RAIL CAR MECHANIC	47,860.80	49,296.00	1,435.20	47,565.66	655.79	225.00	48,446.45
0000305497	CONTRACT SPECIALIST III (DATE LAST EMPLOYED 2016-10-01 00:10:00)	79,780.74	79,780.74	0.00	24,548.17	0.00	13,403.17	37,951.34
0000321075	*BUS OPERATOR	32,032.00	32,032.00	0.00	29,064.11	5,067.05	0.00	34,131.16
0000316800	*MATERIAL CONTROLLER	46,300.80	47,694.40	1,393.60	47,897.88	2,980.11	0.00	50,877.99
0000321944	RAIL SERVICES CONTROLLER	67,932.80	67,932.80	0.00	68,484.84	3,626.76	0.00	72,111.60

## MARTOC REPORT

EE NUMBER	TITLE	FY 16 BASE SALARY	FY 17 BASE SALARY	DIFFERENCE +/-	REGULAR EARNINGS	OVERTIME EARNINGS	OTHER EARNINGS	TOTAL EARNINGS
0000304988	*INSPECTOR	47,112.00	48,526.40	1,414.40	51,390.91	13,752.17	587.40	65,730.48
0000305157	*BUS OPERATOR	44,408.00	45,739.20	1,331.20	44,466.78	963.08	0.00	45,429.86
0000302869	*BUS OPERATOR	44,408.00	45,739.20	1,331.20	37,950.14	12,651.59	0.00	50,601.73
0000320690	*BUS OPERATOR	44,408.00	45,739.20	1,331.20	46,186.83	11,514.42	0.00	57,701.25
0000302420	*JOURNEYMAN ET-RAIL CAR MAINT	47,860.80	49,296.00	1,435.20	48,324.98	5,047.83	225.00	53,597.81
0000335736	*BUS OPERATOR	31,096.00	35,443.20	4,347.20	28,550.81	3,550.02	0.00	32,100.83
0000303473	*HOSTLER JUNIOR APPRENTICE	37,169.60	38,272.00	1,102.40	39,118.30	21,269.84	0.00	60,388.14
0000317433	DATABASE ADMINISTRATOR III	78,426.40	78,426.40	0.00	78,426.69	0.00	2,413.13	80,839.82
0000324245	*SERVICEPERSON I	34,777.60	35,817.60	1,040.00	35,738.84	7,576.68	0.00	43,315.52
0000331998	CONTRACT PROFESSIONAL	0.00	0.00	0.00	170,568.00	0.00	0.00	170,568.00
0000335209	*BUS OPERATOR	31,096.00	35,443.20	4,347.20	33,450.18	3,726.27	0.00	37,176.45
0000320698	TRANSIT POLICE SERGEANT	65,291.20	67,912.00	2,620.80	69,084.60	45,367.93	2,612.00	117,064.53
0000322855	*JOURNEYMAN ELEC POWER ELECT	47,860.80	49,296.00	1,435.20	49,850.00	25,610.82	225.00	75,685.82
0000329037	ARCHITECT IV	56,646.98	68,692.00	12,045.02	62,206.58	0.00	0.00	62,206.58
0000302158	*JOURNEYMAN ET-RAIL CAR MAINT (DATE LAST EMPLOYED 2017-03-01 00:03:00)	47,860.80	47,860.80	0.00	37,232.16	172.58	0.00	37,404.74
0000335221	*JOURNEYMAN SUPPORT EQUIPMENT	43,284.80	46,238.40	2,953.60	44,049.79	13,277.62	225.00	57,552.41
0000315409	ELECTRICAL ENGINEER VI	85,089.94	85,089.94	0.00	85,090.51	0.00	10,146.24	95,236.75
0000304325	*JOURNEYMAN SUPPORT EQUIPMENT	47,860.80	49,296.00	1,435.20	51,891.55	14,289.24	593.16	66,773.95
0000322344	MGR CIP MGMT OVERSIGHT	97,964.62	97,964.62	0.00	97,964.90	0.00	0.00	97,964.90
0000304082	*JOURNEYMAN SUPPORT EQUIPMENT	47,860.80	49,296.00	1,435.20	50,044.99	10,190.59	225.00	60,460.58
0000321021	*RAIL OPERATOR	44,408.00	45,739.20	1,331.20	47,644.10	14,291.90	0.00	61,936.00
0000303209	*STATION AGENT	40,622.40	41,828.80	1,206.40	44,482.93	30,320.49	0.00	74,803.42
0000334703	HR INFORMATION SYSTEMS SPEC II	42,081.00	42,081.00	0.00	42,082.05	0.00	0.00	42,082.05
0000317403	MGR FINANCIAL SYSTEMS	97,089.46	97,089.46	0.00	97,090.75	0.00	4,132.53	101,223.28
0000320367	*SERVICEPERSON I	34,777.60	35,817.60	1,040.00	30,191.49	576.84	0.00	30,768.33
0000325498	TRANSIT POLICE OFFICER SR	54,267.20	54,267.20	0.00	37,758.83	6,105.39	7,842.27	51,706.49
0000329425	BREEZE CARD FULFILLMENT AGENT	29,328.00	29,328.00	0.00	29,220.72	297.96	864.80	30,383.48
0000303697	*STATION AGENT	40,622.40	41,828.80	1,206.40	45,194.88	21,597.82	0.00	66,792.70
0000326462	TRANSIT POLICE OFFICER SR	52,187.20	54,267.20	2,080.00	50,961.90	12,374.70	3,291.70	66,628.30
0000302922	*AA INSPECTOR	47,860.80	49,296.00	1,435.20	51,005.67	11,985.43	225.00	63,216.10
0000306062	*JOURNEYMAN ET-RAIL CAR MAINT	47,860.80	49,296.00	1,435.20	53,508.02	13,806.11	225.00	67,539.13
0000304124	SUPT REVENUE COLLECTIONS	67,540.98	67,540.98	0.00	67,029.19	0.00	6,053.84	73,083.03
0000320740	*BUS OPERATOR	44,408.00	45,739.20	1,331.20	46,280.67	13,425.66	0.00	59,706.33
0000336313	CONTRACT EMP ADMIN SUPPORT (DATE LAST EMPLOYED 2017-06-23 00:06:00)	0.00	0.00	0.00	25,102.44	1,373.13	0.00	26,475.57

## MARTOC REPORT

EE NUMBER	TITLE	FY 16	FY 17	DIFFERENCE	REGULAR	OVERTIME	OTHER	TOTAL
		BASE SALARY	BASE SALARY	+/-	EARNINGS	EARNINGS	EARNINGS	EARNINGS
0000329020	*BUS OPERATOR	41,100.80	45,739.20	4,638.40	44,744.72	1,873.60	0.00	46,618.32
0000304937	*BUS OPERATOR	44,408.00	45,739.20	1,331.20	30,676.44	1,167.69	0.00	31,844.13
0000332200	*INSPECTOR	35,276.80	44,574.40	9,297.60	39,597.39	2,326.84	0.00	41,924.23
0000302139	AUDITOR III	63,379.68	63,379.68	0.00	63,379.94	0.00	1,950.15	65,330.09
0000302622	TRAINING & DEVELOPMENT SPEC	51,878.32	51,878.32	0.00	51,879.09	0.00	6,252.57	58,131.66
0000315982	*BUS OPERATOR	44,408.00	45,739.20	1,331.20	45,902.37	456.48	0.00	46,358.85
0000321575	DIVISION DISPATCHER	52,790.40	52,790.40	0.00	53,714.54	3,807.50	5,076.00	62,598.04
0000332722	*RAIL OPERATOR	29,078.40	32,032.00	2,953.60	18,491.43	1,668.93	0.00	20,160.36
0000304957	SUPT RAIL CAR MAINT	72,114.64	80,768.48	8,653.84	74,511.36	0.00	6,656.76	81,168.12
0000330845	SR COST ESTIMATOR	80,340.26	80,340.26	0.00	80,341.47	0.00	7,571.78	87,913.25
0000330930	TRANSIT POLICE OFFICER SR	44,595.20	46,384.00	1,788.80	44,634.10	20,107.26	3,122.00	67,863.36
0000303733	*BUS OPERATOR	44,408.00	45,739.20	1,331.20	44,817.26	14,403.02	0.00	59,220.28
0000334031	*BUS OPERATOR	34,403.20	38,875.20	4,472.00	35,210.79	15,120.60	0.00	50,331.39
0000303452	*BUS OPERATOR	44,408.00	44,408.00	0.00	33,634.21	2,823.40	0.00	36,457.61
0000331936	(DATE LAST EMPLOYED 2017-03-01 00:03:00) *RAIL OPERATOR	37,752.00	42,328.00	4,576.00	41,328.30	12,704.06	0.00	54,032.36
0000335354	*JOURNEYMAN ET-RAIL CAR MAINT	44,886.40	46,592.00	1,705.60	46,073.08	308.17	450.00	46,831.25
0000302108	*BUS OPERATOR	44,408.00	45,739.20	1,331.20	49,150.22	21,909.11	0.00	71,059.33
0000334180	CJIT-POLICE DISPATCHER	41,828.80	41,828.80	0.00	42,409.93	20,216.52	0.00	62,626.45
0000303768	SUPV BUS TRANSPORTATION	52,790.40	52,790.40	0.00	53,066.66	8,956.79	4,060.80	66,084.25
0000323172	*BUS OPERATOR	44,408.00	45,739.20	1,331.20	39,616.92	2,284.44	0.00	41,901.36
0000324724	*JOURNEYMAN ET-TRAIN CONTROL	47,860.80	49,296.00	1,435.20	53,042.04	25,299.56	225.00	78,566.60
0000335545	*BUS OPERATOR	31,096.00	35,443.20	4,347.20	30,804.43	6,067.40	0.00	36,871.83
0000326714	*BUS OPERATOR	44,408.00	45,739.20	1,331.20	46,508.12	4,188.34	0.00	50,696.46
0000321952	*BUS OPERATOR	44,408.00	45,739.20	1,331.20	46,897.26	14,797.89	0.00	61,695.15
0000320504	CONTRACT EMP ADMIN SUPPORT	0.00	0.00	0.00	31,440.32	169.60	0.00	31,609.92
0000302661	*BUS OPERATOR	44,408.00	45,739.20	1,331.20	42,937.54	23,032.78	0.00	65,970.32
0000337542	*BUS OPERATOR	32,032.00	32,032.00	0.00	18,919.43	3,931.59	0.00	22,851.02
0000334480	*BUS OPERATOR	31,096.00	35,443.20	4,347.20	35,877.76	3,574.87	0.00	39,452.63
0000307077	DIVISION DISPATCHER	52,790.40	52,790.40	0.00	50,927.41	7,348.39	7,182.54	65,458.34
0000305907	CHF CONSTRUCTION MANAGEMENT	77,754.30	77,754.30	0.00	76,857.19	0.00	2,392.45	79,249.64
0000317671	SUPPORT ANALYST II	49,738.00	49,738.00	0.00	19,592.60	0.00	1,147.82	20,740.42
0000334256	(DATE LAST EMPLOYED 2016-12-23 00:12:00) CONTRACT SPECIALIST III	72,139.34	72,139.34	0.00	72,139.55	0.00	3,218.56	75,358.11
0000320827	*REPROGRAPHICS SPEC II	31,844.80	34,028.80	2,184.00	32,243.99	183.72	0.00	32,427.71
0000302364	*INSPECTOR	47,112.00	48,526.40	1,414.40	47,201.66	195.38	225.00	47,622.04
0000305961	*JOURNEYMAN ET-RAIL CAR MAINT	47,860.80	49,296.00	1,435.20	47,841.77	0.00	225.00	48,066.77

## MARTOC REPORT

EE NUMBER	TITLE	FY 16 BASE SALARY	FY 17 BASE SALARY	DIFFERENCE +/-	REGULAR EARNINGS	OVERTIME EARNINGS	OTHER EARNINGS	TOTAL EARNINGS
0000319374	TRANSIT POLICE LIEUTENANT	71,032.00	73,881.60	2,849.60	74,205.38	26,950.87	11,224.32	112,380.57
0000337057	CONTRACT INSTRUCTOR (DATE LAST EMPLOYED 2016-12-23 00:12:00)	0.00	0.00	0.00	25,979.24	3,031.36	0.00	29,010.60
0000334278	ELEV ESCALATOR SAFE INSPEC II	66,163.50	66,163.50	0.00	66,947.56	3,388.11	4,284.69	74,620.36
0000338333	MGR TECH SYSTEMS SUPPORT	108,000.10	108,000.10	0.00	20,769.30	0.00	0.00	20,769.30
0000332142	*TRAFFIC CHECKER	28,163.20	28,163.20	0.00	27,171.67	11,508.22	0.00	38,679.89
0000332451	*INSPECTOR	45,094.40	46,592.00	1,497.60	43,626.82	3,566.97	225.00	47,418.79
0000306598	*BUS OPERATOR	44,408.00	45,739.20	1,331.20	47,451.70	21,100.08	0.00	68,551.78
0000322678	TRANSIT POLICE OFFICER SR	56,430.40	56,430.40	0.00	55,752.20	16,125.48	9,332.72	81,210.40
0000304895	*BUS OPERATOR	44,408.00	45,739.20	1,331.20	45,006.68	11,278.72	0.00	56,285.40
0000302876	QA ENGINEER	70,847.66	70,847.66	0.00	70,848.04	0.00	3,814.89	74,662.93
0000333129	ARCHITECT VI	83,644.60	83,644.60	0.00	83,645.36	0.00	1,439.12	85,084.48
0000322112	*BUS OPERATOR	44,408.00	45,739.20	1,331.20	21,779.18	1,804.02	0.00	23,583.20
0000302715	SUPV BUS TRANSPORTATION	52,790.40	52,790.40	0.00	54,499.02	18,955.20	710.64	74,164.86
0000331927	*BUS OPERATOR	37,752.00	42,328.00	4,576.00	30,124.89	1,992.32	0.00	32,117.21
0000321083	SR OCCUP MED SVCS SPEC	54,000.18	59,000.24	5,000.06	55,977.75	0.00	2,558.12	58,535.87
0000302317	*BUS OPERATOR	44,408.00	45,739.20	1,331.20	45,383.04	17,246.59	0.00	62,629.63
0000335293	*JOURNEYMAN ET-RAIL CAR MAINT	44,886.40	46,592.00	1,705.60	46,191.01	1,285.82	624.00	48,100.83
0000322060	*JOURNEYMAN RAIL CAR MECHANIC	47,860.80	49,296.00	1,435.20	48,698.92	4,806.25	225.00	53,730.17
0000335492	TRANSIT POLICE OFFICER SR	48,256.00	50,169.60	1,913.60	48,339.04	3,565.41	2,471.68	54,376.13
0000335298	*JOURNEYMAN ET-RAIL CAR MAINT	44,886.40	46,592.00	1,705.60	46,452.43	2,042.52	450.00	48,944.95
0000323738	*BUS OPERATOR	44,408.00	45,739.20	1,331.20	43,743.37	4,261.01	0.00	48,004.38
0000302778	SUPV TECH SUPPORT SVCS CENTR	71,208.80	71,208.80	0.00	71,208.83	0.00	1,393.14	72,601.97
0000332902	*RAIL OPERATOR	34,403.20	38,875.20	4,472.00	39,012.06	7,080.69	0.00	46,092.75
0000318012	*RAIL OPERATOR	44,408.00	45,739.20	1,331.20	43,611.80	4,295.89	0.00	47,907.69
0000303637	*BUS OPERATOR	44,408.00	45,739.20	1,331.20	46,089.36	16,658.27	0.00	62,747.63
0000327458	*BUS OPERATOR	44,408.00	45,739.20	1,331.20	43,153.19	645.65	0.00	43,798.84
0000332183	*MATERIAL CONTROLLER	43,451.20	45,739.20	2,288.00	41,987.92	867.82	0.00	42,855.74
0000320298	*BUS OPERATOR	37,752.00	42,328.00	4,576.00	41,860.05	4,763.86	0.00	46,623.91
0000321410	*BUS OPERATOR	44,408.00	45,739.20	1,331.20	48,539.92	18,464.17	0.00	67,004.09
0000303508	MGR HUMAN RESOURCES INFO SYS	80,127.32	96,152.94	16,025.62	89,989.35	0.00	3,390.01	93,379.36
0000335314	*BUS OPERATOR	31,096.00	35,443.20	4,347.20	33,500.00	9,457.11	0.00	42,957.11
0000305515	*BUS OPERATOR	44,408.00	45,739.20	1,331.20	47,542.09	26,291.71	0.00	73,833.80
0000330749	*BUS OPERATOR	37,752.00	42,328.00	4,576.00	38,792.69	1,519.19	0.00	40,311.88
0000337424	TRANSIT POLICE OFFICER	39,665.60	39,665.60	0.00	30,118.41	1,032.51	0.00	31,150.92



## MARTOC REPORT

EE NUMBER	TITLE	FY 16	FY 17	DIFFERENCE	REGULAR	OVERTIME	OTHER	TOTAL
		BASE SALARY	BASE SALARY	+/-	EARNINGS	EARNINGS	EARNINGS	EARNINGS
0000302522	*BUS OPERATOR	44,408.00	45,739.20	1,331.20	45,724.00	10,246.19	0.00	55,970.19
0000302712	*BUS OPERATOR	44,408.00	45,739.20	1,331.20	44,219.32	6,075.85	0.00	50,295.17
0000331993	*BUS OPERATOR	37,752.00	42,328.00	4,576.00	40,631.60	8,230.29	0.00	48,861.89
0000302221	*BUS OPERATOR	44,408.00	45,739.20	1,331.20	46,317.21	5,727.15	0.00	52,044.36
0000302206	SUPT CONTROL CENTER	85,199.66	89,459.76	4,260.10	85,199.71	0.00	5,571.22	90,770.93
0000315157	*BUS OPERATOR	44,408.00	45,739.20	1,331.20	44,797.86	6,088.98	0.00	50,886.84
0000335297	CONTRACT PROFESSIONAL	0.00	0.00	0.00	62,316.72	15,679.94	0.00	77,996.66
0000302603	CHF REPORT TRACK SPEC PROJECTS (DATE LAST EMPLOYED 2016-10-01 00:10:00)	93,994.16	93,994.16	0.00	25,306.40	0.00	620.37	25,926.77
0000337230	*BUS OPERATOR	32,032.00	32,032.00	0.00	25,755.88	1,832.18	0.00	27,588.06
0000323717	*RAIL STATION CLEANER	31,054.40	31,969.60	915.20	32,617.19	11,155.41	0.00	43,772.60
0000303742	*JOURNEYMAN RAIL CAR MECHANIC	47,860.80	49,296.00	1,435.20	48,456.22	6,143.68	225.00	54,824.90
0000302628	*INSPECTOR	47,112.00	48,526.40	1,414.40	48,254.87	16,562.91	225.00	65,042.78
0000304883	*BUS OPERATOR	44,408.00	45,739.20	1,331.20	41,473.23	12,455.30	0.00	53,928.53
0000328300	RESIDENT ENGINEER	88,385.18	88,385.18	0.00	88,045.42	0.00	1,699.72	89,745.14
0000321775	*BUS OPERATOR	44,408.00	45,739.20	1,331.20	42,406.74	15,092.20	0.00	57,498.94
0000307079	*BUS OPERATOR	44,408.00	45,739.20	1,331.20	45,996.28	32,050.77	0.00	78,047.05
0000303520	MAINTENANCE PLANNER BUS	55,910.40	55,910.40	0.00	58,829.10	10,408.94	2,150.40	71,388.44
0000333961	*JOURNEYMAN BODY REPAIR	45,240.00	47,715.20	2,475.20	47,783.28	5,638.15	225.00	53,646.43
0000305265	*SERVICEPERSON I	34,777.60	35,817.60	1,040.00	23,336.78	0.00	0.00	23,336.78
0000314865	*RAIL STATION CLEANER	31,054.40	31,969.60	915.20	32,918.87	2,698.60	0.00	35,617.47
0000323587	*BUS OPERATOR	44,408.00	45,739.20	1,331.20	38,778.53	786.26	0.00	39,564.79
0000311004	PROGRAM MANAGER CARS	93,215.20	93,215.20	0.00	93,215.54	0.00	10,755.63	103,971.17
0000302402	*BUS OPERATOR (DATE LAST EMPLOYED 2017-04-01 00:04:00)	44,408.00	44,408.00	0.00	39,606.44	1,466.83	0.00	41,073.27
0000333696	CJIT-POLICE DISPATCHER	41,828.80	41,828.80	0.00	40,239.75	2,351.06	1,332.76	43,923.57
0000333788	*BUS OPERATOR	34,403.20	38,875.20	4,472.00	35,897.80	7,162.32	0.00	43,060.12
0000335118	*BUS OPERATOR (DATE LAST EMPLOYED 2017-03-03 00:03:00)	31,096.00	34,403.20	3,307.20	24,294.36	3,393.72	0.00	27,688.08
0000323905	SR LABOR RELATIONS SPECIALIST	78,252.46	78,252.46	0.00	77,349.73	0.00	0.00	77,349.73
0000304115	PARKING SERVICES REP	23,868.00	23,868.00	0.00	24,301.03	5,925.83	1,190.70	31,417.56
0000321940	TRANSIT POLICE OFFICER SR	56,430.40	56,430.40	0.00	58,519.44	36,922.64	5,426.00	100,868.08
0000334711	*BUS OPERATOR	31,096.00	35,443.20	4,347.20	35,217.62	8,866.15	0.00	44,083.77
0000318191	SUPV COMMUNICATIONS	48,422.40	48,422.40	0.00	50,330.63	3,380.80	0.00	53,711.43
0000302213	*JOURNEYMAN RAIL CAR MECHANIC	47,860.80	49,296.00	1,435.20	48,606.87	6,091.93	225.00	54,923.80
0000302722	*MATERIAL CONTROLLER	46,300.80	47,694.40	1,393.60	48,370.90	701.20	0.00	49,072.10
0000306546	QA ENGINEER	77,654.72	77,654.72	0.00	77,654.79	0.00	3,265.51	80,920.30

## MARTOC REPORT

EE NUMBER	TITLE	FY 16	FY 17	DIFFERENCE	REGULAR	OVERTIME	OTHER	TOTAL
		BASE SALARY	BASE SALARY	+/-	EARNINGS	EARNINGS	EARNINGS	EARNINGS
0000337844	TRANSIT POLICE OFFICER	38,126.40	38,126.40	0.00	19,258.97	1,296.59	0.00	20,555.56
0000332303	RAIL SERVICES CONTROLLER (DATE LAST EMPLOYED 2017-01-13 00:01:00)	67,932.80	67,932.80	0.00	38,162.47	2,445.21	3,480.05	44,087.73
0000305863	CERTIFICATION ANALYST	66,082.38	66,082.38	0.00	69,536.37	0.00	5,033.61	74,569.98
0000322546	*BUS OPERATOR	44,408.00	45,739.20	1,331.20	43,830.13	1,313.74	0.00	45,143.87
0000334958	*JOURNEYMAN PAINTER	44,886.40	46,592.00	1,705.60	46,721.02	1,819.62	225.00	48,765.64
0000321824	*SERVICEPERSON I (A)	35,276.80	36,337.60	1,060.80	35,873.76	2,340.48	135.68	38,349.92
0000333602	TRANSIT POLICE OFFICER SR	42,889.60	46,384.00	3,494.40	45,015.38	22,244.97	515.50	67,775.85
0000328472	*INSPECTOR	47,112.00	48,526.40	1,414.40	48,815.15	2,633.10	225.00	51,673.25
0000335382	*SERVICEPERSON IV	35,276.80	38,272.00	2,995.20	38,128.66	16,974.82	0.00	55,103.48
0000304089	MAINTENANCE PLANNER BUS	55,910.40	55,910.40	0.00	56,239.51	2,918.88	0.00	59,158.39
0000306304	FIELD INSPECTOR	54,931.50	54,931.50	0.00	55,379.37	2,862.25	0.00	58,241.62
0000303382	*SERVICEPERSON I	34,777.60	35,817.60	1,040.00	35,688.68	3,661.68	0.00	39,350.36
0000305956	CONTRACT PROFESSIONAL	0.00	0.00	0.00	30,158.40	108.15	0.00	30,266.55
0000306753	ENGINEERING CAD SPECIALIST III	71,995.04	71,995.04	0.00	71,995.29	0.00	0.00	71,995.29
0000336307	PROTECTIVE SPEC POLICE CADET	28,891.20	28,891.20	0.00	29,779.32	2,046.92	0.00	31,826.24
0000304806	*BUS OPERATOR	44,408.00	45,739.20	1,331.20	47,071.89	19,279.46	0.00	66,351.35
0000320396	*JOURNEYMAN ET-TRAIN CONTROL	47,860.80	49,296.00	1,435.20	51,247.27	22,426.16	225.00	73,898.43
0000305545	*BUS OPERATOR	44,408.00	45,739.20	1,331.20	46,570.94	46,225.00	0.00	92,795.94
0000330761	CONTRACT EMP PT POLICE OFFICER	0.00	0.00	0.00	29,831.40	270.38	0.00	30,101.78
0000334496	*BUS OPERATOR	31,096.00	35,443.20	4,347.20	34,940.75	7,703.14	0.00	42,643.89
0000314812	*BUS OPERATOR	44,408.00	45,739.20	1,331.20	30,353.01	4,037.13	0.00	34,390.14
0000333771	*BUS OPERATOR	34,403.20	38,875.20	4,472.00	36,787.10	8,860.76	0.00	45,647.86
0000337871	CONTRACT PROFESSIONAL	62,848.50	62,848.50	0.00	29,007.00	4,391.37	0.00	33,398.37
0000303141	SR SERVICE PLANNER	75,330.06	82,643.86	7,313.80	82,703.22	0.00	7,946.55	90,649.77
0000335654	FOREMAN CUSTODIAL SERVICES	47,278.40	47,486.40	208.00	45,572.00	182.64	1,552.44	47,307.08
0000302594	FINANCE ADMINISTRATOR	52,377.52	52,377.52	0.00	52,377.88	0.00	1,208.72	53,586.60
0000321907	*INSPECTOR	47,112.00	48,526.40	1,414.40	49,007.98	7,345.49	225.00	56,578.47
0000333517	*RAIL STATION CLEANER	35,276.80	31,969.60	-3,307.20	35,808.32	4,268.22	0.00	40,076.54
0000304140	*JOURNEYMAN ELEC POWER ELECT	47,860.80	49,296.00	1,435.20	48,018.31	8.63	225.00	48,251.94
0000322239	*BUS OPERATOR	44,408.00	45,739.20	1,331.20	41,399.38	7,090.12	0.00	48,489.50
0000331465	TRANSIT POLICE OFFICER	46,841.60	46,841.60	0.00	28,104.96	0.00	0.00	28,104.96
0000320417	FOREMAN COMPUTER MAINTENANCE (DATE LAST EMPLOYED 2017-02-10 00:02:00)	57,262.40	57,262.40	0.00	31,018.09	1,214.55	2,615.35	34,847.99
0000319668	*BUS OPERATOR	44,408.00	45,739.20	1,331.20	45,550.07	5,380.93	0.00	50,931.00
0000323623	*BUS OPERATOR	44,408.00	45,739.20	1,331.20	47,481.37	10,750.29	0.00	58,231.66
0000302693	CLAIMS ADJUSTER II	49,708.62	49,708.62	0.00	35,009.64	0.00	9,059.67	44,069.31

## MARTOC REPORT

EE NUMBER	TITLE	FY 16 BASE SALARY	FY 17 BASE SALARY	DIFFERENCE +/-	REGULAR EARNINGS	OVERTIME EARNINGS	OTHER EARNINGS	TOTAL EARNINGS
0000306122	(DATE LAST EMPLOYED 2017-04-01 00:04:00) *JOURNEYMAN RAIL CAR MECHANIC	47,860.80	49,296.00	1,435.20	48,877.00	6,670.10	225.00	55,772.10
0000306123	*SERVICEPERSON I	31,054.40	35,817.60	4,763.20	34,923.20	7,542.63	0.00	42,465.83
0000327734	SUPV BUS TRANSPORTATION	37,752.00	52,790.40	15,038.40	42,583.57	6,179.27	173.30	48,936.14
0000334850	*BUS OPERATOR	31,096.00	35,443.20	4,347.20	31,472.67	5,870.93	0.00	37,343.60
0000331466	*BUS OPERATOR	37,752.00	42,328.00	4,576.00	41,444.95	11,933.32	184.37	53,562.64
0000335308	*BUS OPERATOR	31,096.00	35,443.20	4,347.20	27,618.95	3,472.59	132.32	31,223.86
0000333231	TRANSIT POLICE OFFICER SR	42,889.60	46,384.00	3,494.40	46,033.68	26,840.56	3,857.90	76,732.14
0000304972	*BUS OPERATOR	44,408.00	45,739.20	1,331.20	46,218.08	14,092.38	0.00	60,310.46
0000335143	TRANSIT POLICE OFFICER SR	44,595.20	46,384.00	1,788.80	47,534.37	9,461.39	3,122.00	60,117.76
0000319204	RESIDENT ENGINEER	90,233.26	90,233.26	0.00	90,233.69	0.00	0.00	90,233.69
0000305993	TRANSIT POLICE OFFICER SR	56,430.40	56,430.40	0.00	53,025.60	14,792.71	6,456.94	74,275.25
0000333474	FIELD INSPECTOR	52,767.00	52,767.00	0.00	53,578.80	6,589.11	0.00	60,167.91
0000304596	SUPV BUS MAINTENANCE (DATE LAST EMPLOYED 2017-07-01 00:07:00)	57,262.40	58,947.20	1,684.80	51,426.21	0.00	7,708.48	59,134.69
0000326864	*BUS OPERATOR	44,408.00	44,408.00	0.00	22,893.13	3,085.04	0.00	25,978.17
0000302150	*INSPECTOR	44,408.00	46,446.40	2,038.40	44,888.57	1,476.42	225.00	46,589.99
0000328141	*RAIL OPERATOR	44,408.00	45,739.20	1,331.20	46,061.67	19,091.22	0.00	65,152.89
0000328638	*BUS OPERATOR	41,100.80	45,739.20	4,638.40	37,824.00	9,916.95	0.00	47,740.95
0000305151	*MATERIAL CONTROLLER LEAD	47,715.20	49,150.40	1,435.20	48,912.20	3,010.90	0.00	51,923.10
0000304996	*JOURNEYMAN OVERHAULER	47,860.80	49,296.00	1,435.20	50,494.96	17,067.73	225.00	67,787.69
0000306099	*JOURNEYMAN OVERHAULER	47,860.80	49,296.00	1,435.20	52,833.60	26,317.75	225.00	79,376.35
0000336900	*BUS OPERATOR	32,032.00	32,032.00	0.00	24,572.69	4,283.92	0.00	28,856.61
0000332735	TRANSIT POLICE OFFICER SR	46,384.00	48,256.00	1,872.00	47,848.86	22,667.06	1,338.00	71,853.92
0000320317	*FILING CLERK	34,632.00	35,672.00	1,040.00	36,763.20	0.00	0.00	36,763.20
0000335560	*RAIL STATION CLEANER	35,276.80	31,969.60	-3,307.20	34,689.84	3,728.04	0.00	38,417.88
0000306414	*BUS OPERATOR	44,408.00	45,739.20	1,331.20	44,898.23	5,197.16	0.00	50,095.39
0000334780	*BUS OPERATOR	31,096.00	35,443.20	4,347.20	35,018.33	9,269.19	0.00	44,287.52
0000302346	SVC DESK SUPPORT AGENT	44,460.00	44,460.00	0.00	40,694.82	513.00	5,340.90	46,548.72
0000320999	AUDITOR III	67,815.28	67,815.28	0.00	67,815.52	0.00	0.00	67,815.52
0000337180	SUPV RAIL LINE	57,241.60	57,241.60	0.00	53,533.28	12,191.36	0.00	65,724.64
0000303583	CONTRACT PROFESSIONAL	70,200.00	70,200.00	0.00	20,628.00	234.00	0.00	20,862.00
0000324192	ELEV ESCALATOR SAFE INSPEC II	71,974.50	71,974.50	0.00	72,068.19	10,832.09	4,539.93	87,440.21
0000323983	TRANSIT POLICE OFFICER SR	52,187.20	54,267.20	2,080.00	54,580.97	34,289.49	250.90	89,121.36
0000305792	TRANSIT POLICE OFFICER SR	56,430.40	56,430.40	0.00	58,185.20	29,259.90	6,912.10	94,357.20
0000336756	TRANSIT POLICE OFFICER	36,670.40	42,889.60	6,219.20	41,390.33	5,565.70	1,507.08	48,463.11

## MARTOC REPORT

EE NUMBER	TITLE	FY 16	FY 17	DIFFERENCE	REGULAR	OVERTIME	OTHER	TOTAL
		BASE SALARY	BASE SALARY	+/-	EARNINGS	EARNINGS	EARNINGS	EARNINGS
0000305677	FIELD INSPECTOR	54,366.00	54,366.00	0.00	54,483.50	5,202.90	2,955.28	62,641.68
0000305270	CJIT-POLICE DISPATCHER	41,828.80	41,828.80	0.00	36,264.70	1,612.42	5,791.68	43,668.80
0000331989	FINANCIAL ANALYST II	66,822.08	66,822.08	0.00	66,823.09	0.00	0.00	66,823.09
0000332366	TRANSIT POLICE OFFICER SR	46,384.00	48,256.00	1,872.00	47,465.45	24,451.01	1,006.20	72,922.66
0000334488	*BUS OPERATOR	31,096.00	35,443.20	4,347.20	34,986.27	10,160.86	0.00	45,147.13
0000303172	TRANSIT POLICE OFFICER SR	56,430.40	56,430.40	0.00	50,875.57	19,513.35	12,371.28	82,760.20
0000305283	*JOURNEYMAN RAIL CAR MECHANIC	47,860.80	49,296.00	1,435.20	50,424.67	11,536.67	685.20	62,646.54
0000329154	*CUSTOMER INFORMATION OPERATOR	33,238.40	35,672.00	2,433.60	31,211.56	575.30	0.00	31,786.86
0000335740	*BUS OPERATOR	31,096.00	35,443.20	4,347.20	32,512.96	9,867.54	0.00	42,380.50
0000324754	IT QUALITY ASSURANCE ENGINEER	79,012.18	79,012.18	0.00	74,150.95	0.00	4,862.31	79,013.26
0000325878	*STATION AGENT	38,043.20	38,043.20	0.00	30,549.82	11,277.11	0.00	41,826.93
0000306558	FARE COLLECTION ASST	32,428.50	32,428.50	0.00	30,680.09	24.21	3,666.92	34,371.22
0000302872	*JOURNEYMAN RAIL CAR MECHANIC	47,860.80	49,296.00	1,435.20	50,856.08	11,226.03	225.00	62,307.11
0000320370	*JOURNEYMAN SUPPORT EQUIPMENT	35,276.80	44,574.40	9,297.60	38,795.51	3,052.80	0.00	41,848.31
0000319809	*BUS OPERATOR	44,408.00	45,739.20	1,331.20	45,716.98	1,593.68	0.00	47,310.66
0000304316	RAIL SERVICES CONTROLLER	73,257.60	73,257.60	0.00	74,651.51	5,982.05	0.00	80,633.56
0000323169	*BUS OPERATOR	44,408.00	45,739.20	1,331.20	47,426.72	8,505.97	0.00	55,932.69
0000303208	GEN FOREMAN BLDGS & GROUNDS	64,724.66	64,724.66	0.00	64,724.85	0.00	4,854.35	69,579.20
0000315251	*BUS OPERATOR	44,408.00	45,739.20	1,331.20	45,027.03	5,802.69	170.80	51,000.52
0000317857	*JOURNEYMAN ET-TELEPHONE MAINT	47,860.80	49,296.00	1,435.20	50,022.00	16,446.51	225.00	66,693.51
0000335646	*INSPECTOR	43,929.60	45,739.20	1,809.60	45,026.65	12,224.72	225.00	57,476.37
0000321691	*BUS OPERATOR	44,408.00	45,739.20	1,331.20	38,056.67	7,562.47	0.00	45,619.14
0000303619	DEPARTMENT ADMINISTRATOR	63,714.04	68,722.16	5,008.12	68,940.57	0.00	6,588.38	75,528.95
0000302610	CONTRACT PROFESSIONAL	0.00	0.00	0.00	82,177.20	0.00	0.00	82,177.20
0000302674	*BUS OPERATOR (DATE LAST EMPLOYED 2017-03-01 00:03:00)	44,408.00	44,408.00	0.00	35,399.27	7,323.27	0.00	42,722.54
0000302080	RAIL SERVICES CONTROLLER	67,932.80	68,515.20	582.40	68,327.25	8,564.20	10,158.63	87,050.08
0000335581	FRAUD ANALYST	74,160.32	74,160.32	0.00	74,160.56	0.00	0.00	74,160.56
0000321898	*BUS OPERATOR	44,408.00	45,739.20	1,331.20	48,270.74	8,747.13	0.00	57,017.87
0000324056	*SERVICEPERSON I (A)	34,715.20	34,715.20	0.00	30,570.13	3,052.40	0.00	33,622.53
0000324895	OPTICAL NETWORK ENGINEER	85,933.12	85,933.12	0.00	85,933.46	0.00	0.00	85,933.46
0000323711	*BUS OPERATOR	44,408.00	45,739.20	1,331.20	45,745.65	13,230.61	0.00	58,976.26
0000332613	*BUS OPERATOR	34,403.20	38,875.20	4,472.00	39,416.34	5,573.62	0.00	44,989.96
0000302283	*BUS OPERATOR (DATE LAST EMPLOYED 2017-06-01 00:06:00)	44,408.00	44,408.00	0.00	48,826.79	22,794.56	0.00	71,621.35
0000323709	*BUS OPERATOR	44,408.00	45,739.20	1,331.20	45,510.81	7,776.73	0.00	53,287.54
0000322066	*CUSTOMER INFORMATION OPERATOR	31,595.20	34,216.00	2,620.80	33,595.54	2,449.51	0.00	36,045.05

## MARTOC REPORT

EE NUMBER	TITLE	FY 16 BASE SALARY	FY 17 BASE SALARY	DIFFERENCE +/-	REGULAR EARNINGS	OVERTIME EARNINGS	OTHER EARNINGS	TOTAL EARNINGS
0000315987	*BUS OPERATOR	44,408.00	45,739.20	1,331.20	47,402.30	10,814.61	0.00	58,216.91
0000323698	*BUS OPERATOR	44,408.00	45,739.20	1,331.20	46,129.79	10,182.48	0.00	56,312.27
0000328360	TRANSIT POLICE OFFICER SR	50,169.60	52,187.20	2,017.60	52,563.55	4,949.05	3,763.50	61,276.10
0000333451	CONTRACT SPECIALIST III	70,038.02	70,038.02	0.00	70,038.79	0.00	1,348.33	71,387.12
0000329114	CUSTOMER CARE FIELD REP	41,827.50	41,827.50	0.00	42,128.15	640.22	233.81	43,002.18
0000328226	EMPLOYEE RELATIONS SPECIALIST	79,037.40	85,316.14	6,278.74	86,259.47	0.00	8,881.66	95,141.13
0000331881	CONTRACT PROFESSIONAL	0.00	0.00	0.00	168,080.55	0.00	0.00	168,080.55
0000303775	*BUS OPERATOR	44,408.00	45,739.20	1,331.20	48,110.76	16,688.03	0.00	64,798.79
0000304648	TRANSIT POLICE LIEUTENANT	82,721.60	82,721.60	0.00	85,704.35	34,619.80	9,942.50	130,266.65
0000337574	*BUS OPERATOR	32,032.00	32,032.00	0.00	19,064.29	1,735.08	0.00	20,799.37
0000329605	DIVISION DISPATCHER	52,790.40	52,790.40	0.00	52,815.02	10,503.09	3,292.48	66,610.59
0000302639	CONTRACT EMP PT POLICE OFFICER	0.00	0.00	0.00	50,695.32	19.32	0.00	50,714.64
0000306014	TRANSIT POLICE SERGEANT	67,912.00	67,912.00	0.00	24,634.44	6,978.98	10,894.33	42,507.75
0000305513	DISPATCHER-RAIL TRANSPORTATION	53,310.40	53,310.40	0.00	51,869.49	4,206.57	3,588.20	59,664.26
0000336154	CONTRACT PROFESSIONAL	0.00	0.00	0.00	72,352.39	0.00	0.00	72,352.39
0000337479	*BUS OPERATOR	32,032.00	32,032.00	0.00	21,991.04	6,394.57	0.00	28,385.61
0000303207	LABOR RELATIONS SPECIALIST	62,129.60	62,129.60	0.00	62,130.37	0.00	1,194.80	63,325.17
0000302482	*BUS OPERATOR	44,408.00	45,739.20	1,331.20	45,702.08	14,240.02	587.13	60,529.23
0000333662	*BUS OPERATOR	34,403.20	38,875.20	4,472.00	36,640.33	6,490.60	0.00	43,130.93
0000322153	*BUS OPERATOR	44,408.00	45,739.20	1,331.20	45,574.65	6,159.76	0.00	51,734.41
0000305220	INSTRUCTOR RAIL OPERATIONS	55,702.40	59,051.20	3,348.80	57,612.77	1,551.43	4,072.92	63,237.12
0000337521	*JOURNEYMAN ET-RADIO MAINT	44,574.40	44,574.40	0.00	29,550.23	538.49	0.00	30,088.72
0000335922	*BUS OPERATOR (DATE LAST EMPLOYED 2017-03-04 00:03:00)	31,096.00	31,096.00	0.00	22,239.17	1,345.56	0.00	23,584.73
0000337473	*BUS OPERATOR	32,032.00	32,032.00	0.00	22,129.21	4,609.08	0.00	26,738.29
0000333473	*SERVICEPERSON I	34,777.60	35,817.60	1,040.00	36,796.38	2,232.12	0.00	39,028.50
0000335963	CONTRACT SPECIALIST III	72,139.34	72,139.34	0.00	72,140.05	0.00	879.37	73,019.42
0000304116	CONTRACT SPECIALIST III	60,907.08	71,812.26	10,905.18	67,573.07	0.00	6,226.55	73,799.62
0000320441	*RAIL OPERATOR	31,096.00	35,443.20	4,347.20	33,060.65	3,299.84	119.60	36,480.09
0000305223	*BUS OPERATOR	44,408.00	45,739.20	1,331.20	46,816.28	13,567.21	0.00	60,383.49
0000306443	*BUS OPERATOR	44,408.00	45,739.20	1,331.20	46,862.00	16,526.95	0.00	63,388.95
0000336902	ACCOUNTING SPECIALIST III	45,045.00	45,045.00	0.00	43,404.90	3,846.18	0.00	47,251.08
0000320046	*JOURNEYMAN SUPPORT EQUIPMENT	47,860.80	49,296.00	1,435.20	40,403.84	5,427.52	225.00	46,056.36
0000304054	*REVENUE AGENT	45,136.00	46,488.00	1,352.00	49,553.14	2,571.46	0.00	52,124.60
0000318263	*BUS OPERATOR (DATE LAST EMPLOYED 2016-12-22 00:12:00)	44,408.00	44,408.00	0.00	25,646.69	7,009.39	0.00	32,656.08

## MARTOC REPORT

EE NUMBER	TITLE	FY 16	FY 17	DIFFERENCE	REGULAR	OVERTIME	OTHER	TOTAL
		BASE SALARY	BASE SALARY	+/-	EARNINGS	EARNINGS	EARNINGS	EARNINGS
0000306636	TRANSIT POLICE SERGEANT	67,912.00	67,912.00	0.00	68,140.56	27,377.10	1,632.50	97,150.16
0000327897	BREEZE CARD FULFILLMENT AGENT	31,102.50	31,102.50	0.00	31,674.67	1,314.73	877.25	33,866.65
0000323533	*BUS OPERATOR	44,408.00	45,739.20	1,331.20	41,799.95	6,530.00	0.00	48,329.95
0000302879	*BUS OPERATOR	44,408.00	45,739.20	1,331.20	49,713.50	20,817.67	0.00	70,531.17
0000320557	CONTRACT SPECIALIST III	70,038.02	70,038.02	0.00	70,038.95	0.00	4,040.68	74,079.63
0000319700	INTERIM DGM	200,000.06	200,000.06	0.00	206,500.32	0.00	0.00	206,500.32
0000334065	CJIT-POLICE DISPATCHER	41,828.80	41,828.80	0.00	41,957.31	3,537.09	468.48	45,962.88
0000304742	CONTRACT PROFESSIONAL	0.00	0.00	0.00	51,482.80	23,968.58	0.00	75,451.38
0000330389	*JOURNEYMAN ELEC POWER ELECT	47,860.80	49,296.00	1,435.20	45,509.49	5,703.63	225.00	51,438.12
0000302090	*JOURNEYMAN RAIL CAR MECHANIC	43,284.80	46,592.00	3,307.20	39,539.92	3,908.44	225.00	43,673.36
0000335931	*BUS OPERATOR	31,096.00	35,443.20	4,347.20	32,592.40	2,702.06	0.00	35,294.46
0000317514	BUSINESS ANALYST III	79,790.62	79,790.62	0.00	79,791.68	0.00	0.00	79,791.68
0000302198	MGR CUSTOMER CARE CENTER	78,981.50	78,981.50	0.00	70,921.48	0.00	8,060.17	78,981.65
0000335110	*BUS OPERATOR	31,096.00	35,443.20	4,347.20	33,595.04	9,511.62	137.62	43,244.28
0000333983	MGR IT QUALITY ASSURANCE	90,640.16	99,440.38	8,800.22	99,511.81	0.00	0.00	99,511.81
0000303927	*BUS OPERATOR	44,408.00	45,739.20	1,331.20	64,864.83	41,507.74	0.00	106,372.57
0000303291	*BUS OPERATOR (DATE LAST EMPLOYED 2017-03-01 00:03:00)	44,408.00	44,408.00	0.00	35,914.13	10,032.56	0.00	45,946.69
0000336343	*BUS OPERATOR	32,032.00	32,032.00	0.00	29,463.55	4,231.26	0.00	33,694.81
0000332954	TRANSIT POLICE OFFICER SR	42,889.60	46,384.00	3,494.40	47,549.25	21,160.49	2,200.35	70,910.09
0000335794	*BUS OPERATOR	31,096.00	35,443.20	4,347.20	33,448.10	7,145.91	0.00	40,594.01
0000322551	*BUS OPERATOR	44,408.00	45,739.20	1,331.20	46,428.38	14,833.15	0.00	61,261.53
0000307703	GRANT COORDINATOR	60,855.86	60,855.86	0.00	58,749.72	0.00	6,850.25	65,599.97
0000331450	*TRACK MAINTAINER	45,240.00	46,883.20	1,643.20	46,960.02	9,745.05	0.00	56,705.07
0000305818	*JOURNEYMAN ET-RAIL CAR MAINT	47,860.80	49,296.00	1,435.20	47,968.33	7,869.45	225.00	56,062.78
0000332247	*BUS OPERATOR	37,752.00	42,328.00	4,576.00	39,065.76	4,381.41	0.00	43,447.17
0000303526	TRANSIT POLICE SERGEANT	67,912.00	67,912.00	0.00	69,544.51	21,585.83	1,306.00	92,436.34
0000303531	ACCOUNTANT III	61,436.96	61,436.96	0.00	61,437.13	0.00	3,879.99	65,317.12
0000315524	*SERVICEPERSON I	34,777.60	35,817.60	1,040.00	35,496.40	978.12	0.00	36,474.52
0000305295	SYSTEM SAFETY COORDINATOR	70,017.74	77,019.54	7,001.80	73,384.54	0.00	6,032.31	79,416.85
0000334476	*BUS OPERATOR	31,096.00	35,443.20	4,347.20	35,338.76	5,347.12	0.00	40,685.88
0000305571	ENGINEERING SVCS COORDINATOR	92,052.48	94,914.04	2,861.56	93,044.97	0.00	0.00	93,044.97
0000320582	*SERVICEPERSON I	34,777.60	35,817.60	1,040.00	35,199.62	1,473.45	0.00	36,673.07
0000303653	*BUS OPERATOR	44,408.00	45,739.20	1,331.20	45,785.56	10,186.27	0.00	55,971.83
0000334245	*INSPECTOR	37,169.60	44,574.40	7,404.80	40,636.01	9,047.25	0.00	49,683.26
0000337719	*RAIL OPERATOR	32,032.00	32,032.00	0.00	18,008.97	3,897.06	0.00	21,906.03

## MARTOC REPORT

EE NUMBER	TITLE	FY 16	FY 17	DIFFERENCE	REGULAR	OVERTIME	OTHER	TOTAL
		BASE SALARY	BASE SALARY	+/-	EARNINGS	EARNINGS	EARNINGS	EARNINGS
0000303841	*BUS OPERATOR	44,408.00	45,739.20	1,331.20	48,552.05	18,019.99	250.23	66,822.27
0000304366	*INSPECTOR	47,112.00	48,526.40	1,414.40	49,347.73	18,941.19	225.00	68,513.92
0000330290	*JOURNEYMAN ET-TRAIN CONTROL	47,860.80	49,296.00	1,435.20	52,676.75	46,244.56	225.00	99,146.31
0000305473	TRANSIT POLICE SERGEANT	67,912.00	67,912.00	0.00	68,238.52	11,974.46	3,689.45	83,902.43
0000332928	*JOURNEYMAN SUPPORT EQUIPMENT	34,403.20	44,574.40	10,171.20	39,423.50	30,903.66	0.00	70,327.16
0000302873	*BUS OPERATOR	44,408.00	45,739.20	1,331.20	48,418.84	19,215.43	0.00	67,634.27
0000319450	*MATERIAL CONTROLLER	43,451.20	46,696.00	3,244.80	46,397.91	1,936.03	0.00	48,333.94
0000304696	SUPT RAIL LINE	65,563.94	65,563.94	0.00	63,798.78	0.00	8,977.22	72,776.00
0000321432	SUPT BUS TRANSPORTATION	75,190.18	75,190.18	0.00	70,952.56	0.00	11,712.36	82,664.92
0000331795	CONTRACT EMP PT POLICE OFFICER	0.00	0.00	0.00	23,831.65	0.00	0.00	23,831.65
0000302078	ELECTRICAL ENGINEER VI	91,237.64	91,237.64	0.00	91,237.74	0.00	5,263.73	96,501.47
0000331717	SUPV CAR REPAIR INSPECTION	47,860.80	57,241.60	9,380.80	57,731.33	5,686.61	0.00	63,417.94
0000337440	*BUS OPERATOR	32,032.00	32,032.00	0.00	22,373.50	4,680.14	0.00	27,053.64
0000306610	*BUS OPERATOR	44,408.00	45,739.20	1,331.20	45,913.87	2,913.79	180.41	49,008.07
0000334479	*BUS OPERATOR	31,096.00	35,443.20	4,347.20	35,717.76	10,347.88	0.00	46,065.64
0000327792	SUPV RAIL LINE	44,408.00	57,241.60	12,833.60	56,433.14	17,391.68	3,660.16	77,484.98
0000320685	*BUS OPERATOR (DATE LAST EMPLOYED 2017-03-01 00:03:00)	44,408.00	44,408.00	0.00	30,377.31	1,823.89	0.00	32,201.20
0000321979	*JOURNEYMAN RAIL CAR MECHANIC	47,860.80	49,296.00	1,435.20	50,355.66	17,870.24	225.00	68,450.90
0000319893	*JOURNEYMAN ET-TRAIN CONTROL	47,860.80	49,296.00	1,435.20	49,705.58	19,457.88	225.00	69,388.46
0000337722	ARTS ADMINISTRATOR	100,000.16	100,000.16	0.00	55,333.51	0.00	0.00	55,333.51
0000305155	*BUS OPERATOR	44,408.00	45,739.20	1,331.20	45,868.97	14,934.28	0.00	60,803.25
0000336726	TECHNICAL WRITER	68,329.82	68,329.82	0.00	67,936.15	0.00	394.57	68,330.72
0000330977	*BUS OPERATOR	37,752.00	42,328.00	4,576.00	42,276.14	3,820.46	0.00	46,096.60
0000317521	TRANSIT POLICE OFFICER SPECIAL	58,676.80	58,676.80	0.00	60,566.87	49,212.49	5,218.85	114,998.21
0000302699	*INSPECTOR	47,112.00	48,526.40	1,414.40	51,367.99	15,339.80	225.00	66,932.79
0000302689	*APPRENTICE MECHANIC	39,249.60	44,158.40	4,908.80	41,941.61	3,536.16	0.00	45,477.77
0000306263	*JOURNEYMAN ELEC POWER ELECT	47,860.80	49,296.00	1,435.20	48,189.59	198.47	225.00	48,613.06
0000329358	*BUS OPERATOR	41,100.80	45,739.20	4,638.40	47,615.52	21,629.04	279.05	69,523.61
0000322736	*INSPECTOR	47,112.00	48,526.40	1,414.40	47,060.13	5,750.33	225.00	53,035.46
0000321577	CONTRACT PROFESSIONAL	0.00	0.00	0.00	53,044.80	9,563.20	0.00	62,608.00
0000328287	*BUS OPERATOR	44,408.00	45,739.20	1,331.20	45,522.95	1,667.70	170.80	47,361.45
0000324226	SR GRAPHICS DESIGNER	53,791.14	53,791.14	0.00	53,791.29	0.00	838.87	54,630.16
0000306348	PURCHASE CARD ADMINISTRATOR	63,304.02	63,304.02	0.00	63,305.46	0.00	4,869.54	68,175.00
0000304663	*RAIL OPERATOR	44,408.00	45,739.20	1,331.20	48,706.35	21,800.51	0.00	70,506.86

## MARTOC REPORT

EE NUMBER	TITLE	FY 16	FY 17	DIFFERENCE	REGULAR	OVERTIME	OTHER	TOTAL
		BASE SALARY	BASE SALARY	+/-	EARNINGS	EARNINGS	EARNINGS	EARNINGS
0000337158	*BUS OPERATOR	32,032.00	32,032.00	0.00	25,588.07	3,777.77	0.00	29,365.84
0000324396	*JOURNEYMAN ET-TRAIN CONTROL	47,860.80	49,296.00	1,435.20	50,234.81	26,516.24	225.00	76,976.05
0000337272	IT PROJECT MANAGER	84,000.02	84,000.02	0.00	71,077.20	0.00	0.00	71,077.20
0000328356	DIVISION DISPATCHER	52,790.40	52,790.40	0.00	53,090.25	6,044.63	203.04	59,337.92
0000321201	LINE SUPERVISOR	40,622.40	52,790.40	12,168.00	52,392.07	10,533.83	5,938.92	68,864.82
0000336076	SR ADMINISTRATIVE ASSISTANT	38,883.00	38,883.00	0.00	39,112.31	1,061.83	398.80	40,572.94
0000303055	*JOURNEYMAN SUPPORT EQUIPMENT	47,860.80	49,296.00	1,435.20	50,739.21	1,328.84	225.00	52,293.05
0000305991	*JOURNEYMAN ELEC POWER ELECT	47,860.80	49,296.00	1,435.20	47,638.03	992.32	225.00	48,855.35
0000334466	*BUS OPERATOR	31,096.00	35,443.20	4,347.20	30,909.94	2,154.62	0.00	33,064.56
0000320494	RIDESTORE ASSISTANT	30,829.50	30,829.50	0.00	31,143.05	1,637.66	1,304.33	34,085.04
0000306003	*BUS OPERATOR	44,408.00	45,739.20	1,331.20	45,629.05	6,189.86	0.00	51,818.91
0000333956	*JOURNEYMAN BODY REPAIR	45,240.00	47,715.20	2,475.20	46,527.87	7,298.41	759.48	54,585.76
0000333959	*JOURNEYMAN BODY REPAIR	45,240.00	47,715.20	2,475.20	46,451.75	8,033.77	225.00	54,710.52
0000333597	*JOURNEYMAN BODY REPAIR	45,240.00	49,296.00	4,056.00	47,927.80	13,694.87	225.00	61,847.67
0000330208	CONTRACT PROFESSIONAL	0.00	0.00	0.00	45,773.20	401.70	0.00	46,174.90
0000334533	*JOURNEYMAN ET-TRAIN CONTROL	44,886.40	47,715.20	2,828.80	42,973.68	23,243.89	660.00	66,877.57
0000318545	*STRUCTURAL INSPECTOR	47,112.00	48,526.40	1,414.40	49,495.02	16,231.64	0.00	65,726.66
0000327118	SUPV BUS TRANSPORTATION	52,790.40	52,790.40	0.00	52,239.40	1,987.49	800.32	55,027.21
0000326877	*BUS OPERATOR	44,408.00	45,739.20	1,331.20	46,786.53	4,128.13	0.00	50,914.66
0000323633	SR FINANCIAL ANALYST	79,364.48	79,364.48	0.00	79,364.68	0.00	4,609.27	83,973.95
0000302856	SUPV CUSTOMER INFO CENTR	56,510.22	56,510.22	0.00	56,510.44	0.00	2,156.40	58,666.84
0000320233	DEPUTY CHIEF OF POLICE	106,343.90	106,343.90	0.00	106,345.11	0.00	12,270.48	118,615.59
0000314813	*BUS OPERATOR	44,408.00	45,739.20	1,331.20	46,289.58	13,799.03	0.00	60,088.61
0000315389	*BUS OPERATOR	44,408.00	45,739.20	1,331.20	43,426.00	1,289.10	0.00	44,715.10
0000303661	DISPATCHER RADIO COMMUNICATION	54,308.80	54,308.80	0.00	55,159.51	1,963.61	2,454.34	59,577.46
0000302539	*BUS OPERATOR (DATE LAST EMPLOYED 2016-09-29 00:09:00)	44,408.00	44,408.00	0.00	17,582.32	7,539.37	0.00	25,121.69
0000302436	*JOURNEYMAN SUPPORT EQUIPMENT	47,860.80	49,296.00	1,435.20	49,814.90	12,960.45	225.00	63,000.35
0000330396	*BUS OPERATOR	41,100.80	45,739.20	4,638.40	45,278.64	8,495.67	0.00	53,774.31
0000318974	SUPV FIELD RESEARCH	0.00	0.00	0.00	27,867.99	7,103.24	0.00	34,971.23
0000334416	*RAIL STATION CLEANER	27,872.00	31,969.60	4,097.60	29,960.08	2,674.82	0.00	32,634.90
0000332905	*BUS OPERATOR	34,403.20	38,875.20	4,472.00	38,709.06	15,106.10	0.00	53,815.16
0000305177	TRANSIT POLICE OFFICER SR	56,430.40	56,430.40	0.00	57,013.70	37,398.81	6,511.20	100,923.71
0000334987	*INSPECTOR	43,929.60	46,446.40	2,516.80	44,488.59	3,152.68	225.00	47,866.27
0000320099	*JOURNEYMAN SUPPORT EQUIPMENT	47,860.80	49,296.00	1,435.20	49,320.28	13,788.86	409.08	63,518.22
0000303710	SUPV BUS MAINTENANCE	57,262.40	57,262.40	0.00	36,087.81	13,968.16	6,882.50	56,938.47



## MARTOC REPORT

EE NUMBER	TITLE	FY 16 BASE SALARY	FY 17 BASE SALARY	DIFFERENCE +/-	REGULAR EARNINGS	OVERTIME EARNINGS	OTHER EARNINGS	TOTAL EARNINGS
0000323066	(DATE LAST EMPLOYED 2017-02-01 00:02:00) NETWORK OPERATIONS CENTER TECH	61,414.60	61,414.60	0.00	58,288.29	0.00	9,582.99	67,871.28
0000304968	*INSPECTOR	47,112.00	48,526.40	1,414.40	48,419.09	8,765.65	225.00	57,409.74
0000318400	*SERVICEPERSON IV	37,169.60	38,272.00	1,102.40	33,634.04	3,136.76	0.00	36,770.80
0000333871	*BUS OPERATOR	34,403.20	37,752.00	3,348.80	23,453.19	3,360.81	0.00	26,814.00
0000305649	GEN SUPT BUS TRANS OPERATIONS	79,874.60	79,874.60	0.00	79,567.45	0.00	4,543.86	84,111.31
0000317637	RECRUITING OFFICER II	41,691.00	58,163.04	16,472.04	44,772.07	1,272.62	2,556.30	48,600.99
0000303092	*BUS OPERATOR	44,408.00	45,739.20	1,331.20	44,690.18	2,506.11	0.00	47,196.29
0000321866	*RAIL STATION CLEANER	31,054.40	31,969.60	915.20	32,104.71	828.62	0.00	32,933.33
0000327687	*INSPECTOR	47,112.00	47,112.00	0.00	49,479.19	14,651.80	225.00	64,355.99
0000336310	CONFIG MGMT SPECIALIST III	59,625.02	59,625.02	0.00	59,301.16	0.00	0.00	59,301.16
0000329347	*INSPECTOR	45,531.20	48,526.40	2,995.20	47,628.62	11,735.92	225.00	59,589.54
0000332415	CONFIG MGMT SPECIALIST III	56,188.60	56,188.60	0.00	53,880.94	0.00	2,307.97	56,188.91
0000334464	*BUS OPERATOR	31,096.00	35,443.20	4,347.20	34,188.93	6,830.19	0.00	41,019.12
0000320451	*RAIL STATION CLEANER	31,054.40	31,969.60	915.20	31,067.10	201.56	0.00	31,268.66
0000334840	*JOURNEYMAN SUPPORT EQUIPMENT	43,284.80	46,238.40	2,953.60	44,653.67	7,754.47	225.00	52,633.14
0000332888	*BUS OPERATOR	34,403.20	38,875.20	4,472.00	34,614.16	1,527.66	0.00	36,141.82
0000306184	CONTRACT PROFESSIONAL	0.00	0.00	0.00	50,212.50	33,352.74	0.00	83,565.24
0000320893	*CUSTOMER INFORMATION OPERATOR	34,632.00	35,672.00	1,040.00	34,203.29	543.22	133.20	34,879.71
0000302234	*BUS OPERATOR	44,408.00	44,408.00	0.00	35,930.40	6,370.47	0.00	42,300.87
0000304908	(DATE LAST EMPLOYED 2017-04-01 00:04:00) CAPITAL PROJECT COORDINATOR	64,650.04	71,114.94	6,464.90	66,017.87	0.00	1,243.28	67,261.15
0000303002	*BUS OPERATOR	44,408.00	45,739.20	1,331.20	50,805.85	21,284.29	0.00	72,090.14
0000335621	CONTRACT PROFESSIONAL	0.00	0.00	0.00	28,689.45	4,180.59	0.00	32,870.04
0000303737	*RAIL STATION CLEANER	31,054.40	31,969.60	915.20	30,018.26	11.20	0.00	30,029.46
0000333775	*BUS OPERATOR	34,403.20	38,875.20	4,472.00	35,979.90	4,439.29	0.00	40,419.19
0000327033	*JOURNEYMAN ET-RAIL CAR MAINT	47,860.80	49,296.00	1,435.20	49,199.37	36,603.92	225.00	86,028.29
0000304329	AGM CHF POLICE & EMERG MGMT	150,152.86	150,152.86	0.00	160,153.26	0.00	11,550.24	171,703.50
0000336905	*BUS OPERATOR	32,032.00	32,032.00	0.00	29,836.15	2,412.78	0.00	32,248.93
0000305536	*BUS OPERATOR	44,408.00	45,739.20	1,331.20	45,282.29	8,953.34	0.00	54,235.63
0000320350	*BUS OPERATOR	44,408.00	45,739.20	1,331.20	40,452.94	13,736.24	0.00	54,189.18
0000334581	CHF STRATEGIC TRAINING	92,700.14	92,700.14	0.00	92,343.80	0.00	356.54	92,700.34
0000325572	LEGAL DEPARTMENT ADMINISTRATOR	66,571.70	66,571.70	0.00	66,571.82	0.00	2,048.36	68,620.18
0000322487	*SERVICEPERSON I (A)	35,276.80	36,337.60	1,060.80	33,329.76	0.00	0.00	33,329.76
0000315288	MGR REV SETTLEMT & CLEARINGHSE	82,734.86	82,734.86	0.00	82,433.99	0.00	303.06	82,737.05
0000306125	DEPARTMENT ADMINISTRATOR	59,537.66	59,537.66	0.00	69,099.63	0.00	4,817.62	73,917.25

## MARTOC REPORT

EE NUMBER	TITLE	FY 16	FY 17	DIFFERENCE	REGULAR	OVERTIME	OTHER	TOTAL
		BASE SALARY	BASE SALARY	+/-	EARNINGS	EARNINGS	EARNINGS	EARNINGS
0000305774	*JOURNEYMAN RAIL CAR MECHANIC	47,860.80	49,296.00	1,435.20	47,721.00	13,184.79	225.00	61,130.79
0000302192	*BUS OPERATOR	44,408.00	45,739.20	1,331.20	44,673.22	1,779.43	0.00	46,452.65
0000306654	ACCOUNTING SPECIALIST III	47,287.50	47,287.50	0.00	47,283.64	0.00	0.00	47,283.64
0000320742	*BUS OPERATOR	44,408.00	45,739.20	1,331.20	44,934.20	2,006.15	0.00	46,940.35
0000333089	*BUS OPERATOR	34,403.20	38,875.20	4,472.00	38,163.43	7,616.05	0.00	45,779.48
0000304158	CONTRACT PROFESSIONAL	0.00	0.00	0.00	31,554.07	0.00	0.00	31,554.07
0000324182	*RAIL STATION CLEANER	31,054.40	31,969.60	915.20	32,418.24	12,765.15	0.00	45,183.39
0000320833	*BUS OPERATOR	44,408.00	45,739.20	1,331.20	50,441.35	22,722.18	0.00	73,163.53
0000333241	AUDITOR III	62,315.24	62,315.24	0.00	62,315.48	0.00	0.00	62,315.48
0000303432	TRANSIT POLICE SERGEANT	67,912.00	67,912.00	0.00	69,283.37	10,434.26	5,721.92	85,439.55
0000303767	SR INFORMATION SYSTEMS ANALYST	89,661.52	89,661.52	0.00	89,661.68	0.00	9,816.84	99,478.52
0000332061	*RAIL OPERATOR	37,752.00	42,328.00	4,576.00	40,162.77	12,085.50	0.00	52,248.27
0000330538	CHF OF STAFF	144,786.46	147,682.34	2,895.88	143,644.28	0.00	10,813.02	154,457.30
0000320318	*SERVICEPERSON I	34,777.60	35,817.60	1,040.00	36,148.48	4,570.83	0.00	40,719.31
0000323908	CONTRACT SPECIALIST III (DATE LAST EMPLOYED 2017-04-12 00:04:00)	70,038.02	70,038.02	0.00	56,569.34	0.00	6,467.93	63,037.27
0000330451	*RAIL STATION CLEANER	31,054.40	31,969.60	915.20	31,268.69	5,229.29	0.00	36,497.98
0000337924	CONTRACT SPECIALIST III	70,038.02	70,038.02	0.00	26,937.93	0.00	0.00	26,937.93
0000303501	*AA INSPECTOR	47,112.00	49,296.00	2,184.00	48,905.84	6,799.14	225.00	55,929.98
0000323697	*JOURNEYMAN ET-TRAIN CONTROL	47,860.80	49,296.00	1,435.20	46,765.68	23,900.65	225.00	70,891.33
0000320983	*JOURNEYMAN RAIL CAR MECHANIC	47,860.80	49,296.00	1,435.20	49,163.95	6,057.39	225.00	55,446.34
0000306544	TRANSIT POLICE MAJOR	90,696.06	90,696.06	0.00	90,696.18	0.00	9,069.64	99,765.82
0000336130	SR INFORMATION SYSTEMS ANALYST	87,049.82	87,049.82	0.00	87,050.00	0.00	0.00	87,050.00
0000304415	*STATION AGENT	40,622.40	41,828.80	1,206.40	42,839.12	42,895.35	0.00	85,734.47
0000332060	*RAIL OPERATOR	37,752.00	42,328.00	4,576.00	39,596.63	6,662.95	0.00	46,259.58
0000330297	*JOURNEYMAN ET-TRAIN CONTROL	47,860.80	49,296.00	1,435.20	50,813.32	30,744.34	225.00	81,782.66
0000321030	*BUS OPERATOR	44,408.00	45,739.20	1,331.20	42,127.80	5,442.41	0.00	47,570.21
0000334115	*JOURNEYMAN ET-RADIO MAINT	44,886.40	47,715.20	2,828.80	46,264.02	9,389.94	225.00	55,878.96
0000306762	MGR CONFIGURATION MGMT	95,025.06	95,025.06	0.00	95,025.18	0.00	3,654.81	98,679.99
0000334689	FIELD INSPECTOR	52,767.00	52,767.00	0.00	55,012.21	5,235.82	0.00	60,248.03
0000315278	SUPV RAIL LINE	57,262.40	57,262.40	0.00	58,566.74	6,859.82	1,789.45	67,216.01
0000319183	INSTRUCTOR TRACK	47,112.00	57,262.40	10,150.40	56,492.65	2,182.25	5,781.30	64,456.20
0000306189	*SECRETARY (N9)	38,043.20	39,187.20	1,144.00	37,473.32	0.00	0.00	37,473.32
0000337374	*BUS OPERATOR	32,032.00	32,032.00	0.00	23,940.30	6,393.66	0.00	30,333.96
0000337445	*RAIL STATION CLEANER	28,704.00	28,704.00	0.00	20,955.73	1,736.39	0.00	22,692.12
0000302605	*MATERIAL CONTROLLER	46,300.80	47,694.40	1,393.60	49,995.88	1,076.84	0.00	51,072.72

## MARTOC REPORT

EE NUMBER	TITLE	FY 16	FY 17	DIFFERENCE	REGULAR	OVERTIME	OTHER	TOTAL
		BASE SALARY	BASE SALARY	+/-	EARNINGS	EARNINGS	EARNINGS	EARNINGS
0000303556	CAPITAL PROGRAM MANAGER	95,513.08	95,513.08	0.00	95,513.33	0.00	6,980.82	102,494.15
0000329337	SUPV BUS TRANSPORTATION	52,790.40	52,790.40	0.00	52,952.71	6,765.10	4,378.90	64,096.71
0000326195	*JOURNEYMAN RAIL CAR MECHANIC	47,860.80	49,296.00	1,435.20	49,197.22	21,054.18	225.00	70,476.40
0000331607	*BUS OPERATOR	37,752.00	42,328.00	4,576.00	34,837.17	1,839.07	316.16	36,992.40
0000332064	DIVISION DISPATCHER	37,752.00	52,790.40	15,038.40	42,253.03	12,688.97	0.00	54,942.00
0000319418	*JOURNEYMAN ELEC POWER ELECT	47,860.80	49,296.00	1,435.20	48,848.69	35,871.70	225.00	84,945.39
0000306058	FOREMAN TRACK & STRCT	57,262.40	57,262.40	0.00	53,910.67	15,070.32	8,589.36	77,570.35
0000326970	CAPITAL PROJECTS ADMINISTRATOR	36,640.50	42,334.50	5,694.00	41,639.74	1,970.20	651.30	44,261.24
0000302216	*AA INSPECTOR	47,860.80	49,296.00	1,435.20	45,324.15	2,070.94	225.00	47,620.09
0000305787	TECH BDGT & COMPLIANCE ANALYST	85,819.24	85,819.24	0.00	76,277.51	0.00	17,033.06	93,310.57
0000333113	CONTRACT PROFESSIONAL	0.00	0.00	0.00	62,848.50	34,953.46	0.00	97,801.96
0000328652	*STATION AGENT	40,622.40	41,828.80	1,206.40	42,849.36	32,891.08	0.00	75,740.44
0000337526	*BUS OPERATOR	32,032.00	32,032.00	0.00	18,793.70	2,332.01	0.00	21,125.71
0000303633	*BUS OPERATOR	44,408.00	45,739.20	1,331.20	50,123.07	34,084.34	0.00	84,207.41
0000330312	*BUS OPERATOR	32,032.00	32,032.00	0.00	30,069.33	6,221.90	0.00	36,291.23
0000337463	COMPENSATION ANALYST III	72,500.22	72,500.22	0.00	50,192.54	0.00	594.88	50,787.42
0000322134	*BUS OPERATOR	44,408.00	45,739.20	1,331.20	22,850.91	1,311.44	0.00	24,162.35
0000315523	*SERVICEPERSON IV (DATE LAST EMPLOYED 2017-02-01 00:02:00)	37,169.60	37,169.60	0.00	26,561.24	6,989.47	0.00	33,550.71
0000334814	*BUS OPERATOR	31,096.00	35,443.20	4,347.20	31,683.39	8,020.26	0.00	39,703.65
0000333627	*JOURNEYMAN ET-COMPUTER MAINT	45,240.00	47,715.20	2,475.20	48,824.15	17,899.13	225.00	66,948.28
0000319317	LINE SUPERVISOR	52,790.40	52,790.40	0.00	52,389.78	23,538.86	7,697.76	83,626.40
0000334778	*BUS OPERATOR	31,096.00	35,443.20	4,347.20	34,069.15	4,796.34	0.00	38,865.49
0000304435	CAPITAL PROJECT COORDINATOR	64,650.04	64,650.04	0.00	64,650.57	0.00	994.62	65,645.19
0000304055	*BUS OPERATOR	44,408.00	45,739.20	1,331.20	25,559.16	360.31	0.00	25,919.47
0000303982	INSTRUCTOR CAR MAINT MECH	51,979.20	51,979.20	0.00	51,977.96	0.00	0.00	51,977.96
0000302745	*TRACK MAINTAINER	45,240.00	46,883.20	1,643.20	39,643.43	6,577.12	0.00	46,220.55
0000325243	CJIT-CALL TAKER	38,542.40	38,542.40	0.00	36,743.58	2,341.70	3,929.04	43,014.32
0000306354	MGR ACCOUNTING	101,031.84	101,031.84	0.00	99,091.38	0.00	15,931.97	115,023.35
0000306386	EXECUTIVE MGR TO BOARD OF DIR	94,901.30	94,901.30	0.00	94,901.37	0.00	7,118.09	102,019.46
0000337284	*STATION AGENT	38,043.20	38,043.20	0.00	30,617.92	25,407.72	0.00	56,025.64
0000304640	DIR MAINTENANCE OF WAY	124,800.26	124,800.26	0.00	124,801.78	0.00	13,440.04	138,241.82
0000311975	*RAIL STATION CLEANER	31,054.40	31,969.60	915.20	23,669.26	0.00	0.00	23,669.26
0000331103	*JOURNEYMAN SUPPORT EQUIPMENT	47,860.80	49,296.00	1,435.20	48,635.63	2,010.56	225.00	50,871.19
0000302923	*BUS OPERATOR	44,408.00	45,739.20	1,331.20	46,740.65	3,036.95	0.00	49,777.60

## MARTOC REPORT

EE NUMBER	TITLE	FY 16	FY 17	DIFFERENCE	REGULAR	OVERTIME	OTHER	TOTAL
		BASE SALARY	BASE SALARY	+/-	EARNINGS	EARNINGS	EARNINGS	EARNINGS
0000326037	TRANSIT POLICE OFFICER SR	52,187.20	54,267.20	2,080.00	53,227.22	42,845.23	6,442.68	102,515.13
0000331402	*BUS OPERATOR	37,752.00	42,328.00	4,576.00	41,245.62	10,924.69	0.00	52,170.31
0000329221	SUPV RAIL LINE	57,262.40	57,262.40	0.00	61,980.46	26,951.07	0.00	88,931.53
0000322457	*BUS OPERATOR	44,408.00	45,739.20	1,331.20	34,859.24	4,799.31	0.00	39,658.55
0000317765	*JOURNEYMAN RAIL CAR MECHANIC	47,860.80	49,296.00	1,435.20	48,225.27	10,328.67	225.00	58,778.94
0000319524	SUPV RAIL CAR APPEARANCE	52,790.40	52,790.40	0.00	53,514.88	5,340.82	4,060.80	62,916.50
0000305799	SR DIR OPERATIONS	171,600.52	171,600.52	0.00	132,000.54	0.00	47,006.29	179,006.83
0000306253	CONTRACT PROFESSIONAL	0.00	0.00	0.00	56,503.47	9,824.14	0.00	66,327.61
0000332384	TRANSIT POLICE OFFICER SR	46,384.00	48,256.00	1,872.00	48,835.10	30,165.05	0.00	79,000.15
0000321477	RAIL SERVICES CONTROLLER	67,932.80	67,932.80	0.00	64,755.91	3,207.99	6,009.44	73,973.34
0000326874	*BUS OPERATOR	44,408.00	45,739.20	1,331.20	45,657.24	15,716.36	0.00	61,373.60
0000334858	*BUS OPERATOR	31,096.00	35,443.20	4,347.20	32,888.83	5,177.27	0.00	38,066.10
0000305551	TRANSIT POLICE OFFICER SR (DATE LAST EMPLOYED 2017-02-01 00:02:00)	56,430.40	56,430.40	0.00	34,183.81	8,607.02	13,094.84	55,885.67
0000306428	TRANSIT POLICE OFFICER SR (DATE LAST EMPLOYED 2016-11-01 00:11:00)	56,430.40	56,430.40	0.00	19,648.91	1,505.75	5,007.66	26,162.32
0000321569	TRANSIT POLICE OFFICER SPECIAL	58,676.80	58,676.80	0.00	60,073.20	28,816.56	2,821.00	91,710.76
0000337554	BUYER PLANNER II	56,416.62	56,416.62	0.00	36,887.87	0.00	0.00	36,887.87
0000315361	SUPV BUS TRANSPORTATION	52,790.40	52,790.40	0.00	54,153.06	18,940.72	3,045.60	76,139.38
0000321374	TRANSIT POLICE OFFICER SR	56,430.40	56,430.40	0.00	57,529.20	17,702.40	2,170.40	77,402.00
0000335443	FOREMAN CUSTODIAL SERVICES	48,713.60	48,713.60	0.00	44,974.37	254.17	0.00	45,228.54
0000320498	*AA INSPECTOR	45,988.80	47,715.20	1,726.40	48,271.85	16,164.21	225.00	64,661.06
0000334382	*SERVICEPERSON I	33,300.80	35,817.60	2,516.80	35,595.86	4,135.53	0.00	39,731.39
0000304633	SR INSTRUCTOR RAIL MAINT	63,128.00	69,446.00	6,318.00	65,143.84	0.00	6,215.60	71,359.44
0000302849	*RAIL OPERATOR	44,408.00	45,739.20	1,331.20	43,907.48	3,284.63	0.00	47,192.11
0000319714	*JOURNEYMAN RAIL CAR MECHANIC	47,860.80	47,860.80	0.00	49,338.33	0.00	225.00	49,563.33
0000303937	DISPATCHER RADIO COMMUNICATION	53,830.40	53,830.40	0.00	55,637.54	7,168.88	6,211.20	69,017.62
0000303729	*BUS OPERATOR (DATE LAST EMPLOYED 2017-04-01 00:04:00)	44,408.00	44,408.00	0.00	38,002.73	7,085.25	0.00	45,087.98
0000304399	*STATION AGENT	40,622.40	41,828.80	1,206.40	43,127.23	19,657.07	312.48	63,096.78
0000327716	*RAIL OPERATOR	44,408.00	45,739.20	1,331.20	47,775.48	19,094.04	0.00	66,869.52
0000316068	SUPV RAIL CAR APPEARANCE	52,790.40	52,790.40	0.00	53,117.30	6,791.66	3,299.40	63,208.36
0000333342	FIELD INSPECTOR	52,767.00	52,767.00	0.00	53,946.80	5,124.14	0.00	59,070.94
0000324725	*BUS OPERATOR	44,408.00	45,739.20	1,331.20	41,445.40	5,216.02	0.00	46,661.42
0000336101	*BUS OPERATOR	35,443.20	35,443.20	0.00	29,401.86	7,554.87	0.00	36,956.73
0000322932	*RAIL OPERATOR	44,408.00	45,739.20	1,331.20	48,219.20	39,925.11	0.00	88,144.31
0000322694	*BUS OPERATOR	44,408.00	45,739.20	1,331.20	43,466.39	8,235.98	0.00	51,702.37

## MARTOC REPORT

EE NUMBER	TITLE	FY 16	FY 17	DIFFERENCE	REGULAR	OVERTIME	OTHER	TOTAL
		BASE SALARY	BASE SALARY	+/-	EARNINGS	EARNINGS	EARNINGS	EARNINGS
0000320421	*BUS OPERATOR	44,408.00	45,739.20	1,331.20	46,614.67	6,195.04	0.00	52,809.71
0000336388	PERFORMANCE ANALYST (DATE LAST EMPLOYED 2017-02-13 00:02:00)	66,520.22	66,520.22	0.00	40,825.86	0.00	0.00	40,825.86
0000331046	*BUS OPERATOR	37,752.00	42,328.00	4,576.00	41,980.43	5,409.15	0.00	47,389.58
0000333061	MEDIA SALES REP	23,302.50	23,302.50	0.00	21,219.46	2,757.43	186.90	24,163.79
0000320199	*STATION AGENT	40,622.40	41,828.80	1,206.40	42,412.64	12,853.27	0.00	55,265.91
0000305793	*INSPECTOR	47,112.00	48,526.40	1,414.40	48,430.42	20,036.86	225.00	68,692.28
0000303370	*BUS OPERATOR (DATE LAST EMPLOYED 2017-04-01 00:04:00)	44,408.00	44,408.00	0.00	37,714.15	9,670.35	0.00	47,384.50
0000336455	FIELD INSPECTOR	52,767.00	52,767.00	0.00	53,037.60	4,160.48	0.00	57,198.08
0000333675	*BUS OPERATOR	34,403.20	38,875.20	4,472.00	37,280.94	15,203.03	0.00	52,483.97
0000303154	*SERVICEPERSON I	34,777.60	35,817.60	1,040.00	34,259.12	1,924.89	0.00	36,184.01
0000303875	REDUCED FARE REPRESENTATIVE	25,896.00	33,852.00	7,956.00	27,688.96	1,177.57	0.00	28,866.53
0000334392	*BUS OPERATOR	31,096.00	35,443.20	4,347.20	34,334.34	3,686.60	0.00	38,020.94
0000302448	*DYNAMOMETER OPERATOR	47,860.80	49,296.00	1,435.20	51,747.75	12,563.53	225.00	64,536.28
0000337898	DIR RAIL TRANSPORTATION (DATE LAST EMPLOYED 2017-05-31 00:05:00)	130,000.00	130,000.00	0.00	48,000.16	0.00	2,458.67	50,458.83
0000337845	TRANSIT POLICE OFFICER	41,246.40	41,246.40	0.00	20,448.25	2,425.96	0.00	22,874.21
0000302960	*JOURNEYMAN OVERHAULER	47,860.80	49,296.00	1,435.20	47,830.31	207.10	225.00	48,262.41
0000335710	*SECRETARY (N8)	28,184.00	32,531.20	4,347.20	29,843.97	3,364.27	0.00	33,208.24
0000331655	*BUS OPERATOR	37,752.00	42,328.00	4,576.00	40,935.71	9,345.68	0.00	50,281.39
0000302462	*JOURNEYMAN ET-RADIO MAINT	47,860.80	49,296.00	1,435.20	51,033.39	163.97	317.04	51,514.40
0000333326	*INSPECTOR	44,408.00	46,592.00	2,184.00	45,236.94	1,175.14	225.00	46,637.08
0000324859	INSTRUCTOR CAR MAINT ELECT	56,804.80	56,804.80	0.00	56,802.16	0.00	0.00	56,802.16
0000323668	*BUS OPERATOR	44,408.00	45,739.20	1,331.20	47,953.21	11,719.66	0.00	59,672.87
0000323416	*BUS OPERATOR	44,408.00	45,739.20	1,331.20	37,384.74	4,634.74	0.00	42,019.48
0000334993	SAFETY OPERATIONAL OFFICER	66,578.20	66,578.20	0.00	66,578.55	0.00	1,365.71	67,944.26
0000333102	TRANSIT POLICE OFFICER SR	54,267.20	56,430.40	2,163.20	56,225.70	21,515.12	1,098.77	78,839.59
0000326468	TEST ENGINEER	76,495.12	76,495.12	0.00	76,495.49	0.00	0.00	76,495.49
0000323676	*BUS OPERATOR	44,408.00	45,739.20	1,331.20	47,345.61	14,348.92	0.00	61,694.53
0000315363	TRANSIT POLICE SERGEANT	65,291.20	65,291.20	0.00	67,111.88	25,590.82	5,964.10	98,666.80
0000318835	*BUS OPERATOR	44,408.00	45,739.20	1,331.20	46,134.62	15,667.07	0.00	61,801.69
0000306537	CONTRACT PROFESSIONAL	0.00	0.00	0.00	35,852.10	10,224.01	0.00	46,076.11
0000306562	SR FINANCIAL ANALYST	84,634.42	84,634.42	0.00	84,635.66	0.00	0.00	84,635.66
0000314749	*BUS OPERATOR	44,408.00	45,739.20	1,331.20	46,931.97	16,472.80	0.00	63,404.77
0000332371	*RAIL OPERATOR	34,403.20	38,875.20	4,472.00	36,431.77	3,194.62	0.00	39,626.39
0000333062	TRANSIT POLICE OFFICER	42,889.60	44,595.20	1,705.60	44,331.64	22,614.35	0.00	66,945.99

## MARTOC REPORT

EE NUMBER	TITLE	FY 16	FY 17	DIFFERENCE	REGULAR	OVERTIME	OTHER	TOTAL
		BASE SALARY	BASE SALARY	+/-	EARNINGS	EARNINGS	EARNINGS	EARNINGS
0000305691	*BUS OPERATOR	44,408.00	45,739.20	1,331.20	44,871.61	9,433.66	170.80	54,476.07
0000302011	*AA INSPECTOR	47,860.80	49,296.00	1,435.20	44,447.82	2,338.43	225.00	47,011.25
0000330891	*BUS OPERATOR	37,752.00	42,328.00	4,576.00	42,621.93	8,243.39	1,264.64	52,129.96
0000335789	*REPROGRAPHICS SPEC III	38,188.80	40,913.60	2,724.80	39,363.60	220.32	0.00	39,583.92
0000302326	*JOURNEYMAN ET-RAIL CAR MAINT	47,860.80	49,296.00	1,435.20	50,662.53	13,522.36	225.00	64,409.89
0000305962	CONTRACT PROFESSIONAL	64,350.00	64,350.00	0.00	35,640.00	0.00	0.00	35,640.00
0000335442	*BUS OPERATOR	31,096.00	35,443.20	4,347.20	33,965.18	7,735.74	0.00	41,700.92
0000305180	*JOURNEYMAN ET-TELEPHONE MAINT	47,860.80	49,296.00	1,435.20	49,596.34	10,311.45	225.00	60,132.79
0000302862	SUPV PARKING SVC	38,512.50	38,512.50	0.00	39,690.36	5,912.18	740.63	46,343.17
0000327868	CJIT GCIC NCIC OPERATOR	35,776.00	35,776.00	0.00	37,941.90	22,106.85	2,562.80	62,611.55
0000302040	*JOURNEYMAN RAIL CAR MECHANIC	47,860.80	49,296.00	1,435.20	50,114.20	19,863.47	225.00	70,202.67
0000326992	SR LAND USE PLANNER	72,383.22	72,383.22	0.00	72,105.39	0.00	3,619.18	75,724.57
0000327635	SUPV RAIL LINE	57,262.40	57,262.40	0.00	58,447.10	12,426.65	7,708.40	78,582.15
0000305251	*JOURNEYMAN ET-RAIL CAR MAINT	47,860.80	49,296.00	1,435.20	49,850.42	11,251.92	225.00	61,327.34
0000304897	*JOURNEYMAN RAIL CAR MECHANIC	47,860.80	49,296.00	1,435.20	48,094.88	8,205.98	455.10	56,755.96
0000322486	*SERVICEPERSON I	31,054.40	32,448.00	1,393.60	32,176.04	1,473.15	0.00	33,649.19
0000329996	*JOURNEYMAN RAIL CAR MECHANIC	47,860.80	49,296.00	1,435.20	49,167.12	707.56	225.00	50,099.68
0000334760	*BUS OPERATOR	31,096.00	35,443.20	4,347.20	34,814.94	8,083.29	0.00	42,898.23
0000338009	SYSTEMS ENGINEER IV	64,200.24	64,200.24	0.00	24,692.53	0.00	0.00	24,692.53
0000303081	*BUS OPERATOR	44,408.00	45,739.20	1,331.20	36,830.51	2,120.16	0.00	38,950.67
0000315907	*BUS OPERATOR	44,408.00	45,739.20	1,331.20	43,940.79	3,656.97	0.00	47,597.76
0000335730	CONTRACT EMP ADMIN SUPPORT	0.00	0.00	0.00	32,128.16	950.95	0.00	33,079.11
0000333216	LCARE ASSISTANT	33,657.00	33,657.00	0.00	33,554.57	75.38	0.00	33,629.95
0000302751	*JOURNEYMAN RAIL CAR MECHANIC	47,860.80	49,296.00	1,435.20	49,659.56	24,609.31	225.00	74,493.87
0000320972	*JOURNEYMAN PAINTER	47,860.80	49,296.00	1,435.20	48,245.83	2,407.44	225.00	50,878.27
0000315998	SERVICE PLANNER III (DATE LAST EMPLOYED 2016-11-25 00:11:00)	61,137.44	61,137.44	0.00	25,865.95	0.00	1,764.21	27,630.16
0000307088	*SERVICEPERSON IV	37,169.60	38,272.00	1,102.40	37,512.91	1,527.91	0.00	39,040.82
0000317931	TRANSIT POLICE SERGEANT	62,795.20	65,291.20	2,496.00	64,749.31	9,495.03	1,509.50	75,753.84
0000331803	*RAIL OPERATOR	35,276.80	32,032.00	-3,244.80	34,855.42	4,790.91	0.00	39,646.33
0000302656	*STATION AGENT	40,622.40	41,828.80	1,206.40	43,915.10	22,908.81	0.00	66,823.91
0000334540	*BUS OPERATOR	31,096.00	35,443.20	4,347.20	34,383.43	8,049.19	0.00	42,432.62
0000328943	TRANSIT POLICE OFFICER SPECIAL	52,187.20	54,267.20	2,080.00	55,367.82	15,334.36	4,174.40	74,876.58
0000303756	CHF CONTRACTS OFFICER	121,657.38	121,657.38	0.00	121,658.86	0.00	14,068.61	135,727.47
0000305535	SUPV POLICE RECORDS	51,937.60	51,937.60	0.00	53,942.18	9,250.41	6,190.81	69,383.40
0000335808	*JOURNEYMAN ET-HVAC	43,284.80	44,574.40	1,289.60	44,411.74	1,724.68	225.00	46,361.42

## MARTOC REPORT

EE NUMBER	TITLE	FY 16 BASE SALARY	FY 17 BASE SALARY	DIFFERENCE +/-	REGULAR EARNINGS	OVERTIME EARNINGS	OTHER EARNINGS	TOTAL EARNINGS
0000335998	*BUS OPERATOR	31,096.00	35,443.20	4,347.20	32,604.85	4,579.05	0.00	37,183.90
0000330298	*RAIL OPERATOR	31,054.40	32,032.00	977.60	32,880.86	3,596.06	0.00	36,476.92
0000316115	*JOURNEYMAN ELEC POWER ELECT	47,860.80	49,296.00	1,435.20	45,032.14	12,503.14	225.00	57,760.28
0000323962	TRANSIT POLICE OFFICER SR	54,267.20	56,430.40	2,163.20	55,941.24	30,378.33	7,640.26	93,959.83
0000306292	RAIL SERVICES CONTROLLER	73,257.60	73,257.60	0.00	73,633.72	2,077.94	1,408.80	77,120.46
0000335636	SR DEV PROJECT MANAGER	78,252.46	78,252.46	0.00	78,252.82	0.00	0.00	78,252.82
0000337437	*RAIL STATION CLEANER	28,704.00	28,704.00	0.00	21,293.09	5,172.41	0.00	26,465.50
0000304628	CONTRACT PROFESSIONAL	0.00	0.00	0.00	55,834.24	4,218.88	0.00	60,053.12
0000306155	FOREMAN COMMUNICATION	61,900.80	61,900.80	0.00	54,316.33	8,690.88	11,189.76	74,196.97
0000315253	*BUS OPERATOR	44,408.00	45,739.20	1,331.20	47,684.14	7,401.08	0.00	55,085.22
0000334687	FIELD INSPECTOR	52,767.00	52,767.00	0.00	53,111.75	939.60	0.00	54,051.35
0000334981	*BUS OPERATOR	31,096.00	32,032.00	936.00	20,597.07	870.79	0.00	21,467.86
0000321796	SR FINANCIAL ANALYST	79,171.30	79,171.30	0.00	79,172.58	0.00	1,522.53	80,695.11
0000320479	TRANSIT POLICE OFFICER SPECIAL	58,676.80	58,676.80	0.00	65,557.14	18,302.19	3,255.60	87,114.93
0000334968	*INSPECTOR	43,929.60	46,446.40	2,516.80	44,993.07	1,950.18	225.00	47,168.25
0000302553	*RAIL OPERATOR	44,408.00	45,739.20	1,331.20	50,033.09	44,537.97	0.00	94,571.06
0000305813	GEN SUPT BUS TRANS OPERATIONS	66,427.92	79,874.60	13,446.68	75,889.62	0.00	6,562.75	82,452.37
0000336912	*BUS OPERATOR	32,032.00	32,032.00	0.00	30,266.11	3,751.57	0.00	34,017.68
0000303400	*BUS OPERATOR	44,408.00	45,739.20	1,331.20	40,601.78	2,883.28	0.00	43,485.06
0000319482	*SERVICEPERSON I	34,777.60	35,817.60	1,040.00	35,894.80	2,721.18	0.00	38,615.98
0000336892	*JOURNEYMAN ET-TRAIN CONTROL	43,284.80	46,238.40	2,953.60	45,080.21	8,929.35	450.00	54,459.56
0000304527	*REVENUE AGENT	44,304.00	46,488.00	2,184.00	46,605.25	10,779.04	0.00	57,384.29
0000333339	*STATION AGENT	28,953.60	38,043.20	9,089.60	35,924.88	14,996.77	0.00	50,921.65
0000337684	CONTRACT PROFESSIONAL	44,460.00	44,460.00	0.00	21,950.70	655.50	0.00	22,606.20
0000303972	*REVENUE AGENT	45,136.00	46,488.00	1,352.00	50,963.63	12,295.82	0.00	63,259.45
0000337604	*TRACK WALKER	45,260.80	45,260.80	0.00	28,882.20	9,109.67	0.00	37,991.87
0000323519	*BUS OPERATOR	44,408.00	45,739.20	1,331.20	39,108.55	7,870.87	0.00	46,979.42
0000305761	SUPV BUS TRANSPORTATION	52,790.40	52,790.40	0.00	53,321.58	965.77	1,269.00	55,556.35
0000306171	*BUS OPERATOR	31,096.00	35,443.20	4,347.20	34,887.41	6,799.94	0.00	41,687.35
0000330047	*CUSTOMER INFORMATION OPERATOR	34,632.00	35,672.00	1,040.00	34,840.16	2,260.28	0.00	37,100.44
0000306691	*BUS OPERATOR	44,408.00	45,739.20	1,331.20	45,700.48	4,304.61	0.00	50,005.09
0000335911	*SERVICEPERSON I	31,512.00	34,299.20	2,787.20	33,842.02	3,022.73	0.00	36,864.75
0000302263	TRANSIT POLICE SERGEANT	67,912.00	67,912.00	0.00	70,050.61	30,389.08	979.50	101,419.19
0000324753	IT QUALITY ASSURANCE ENGINEER	81,411.46	81,411.46	0.00	77,968.13	0.00	0.00	77,968.13

## MARTOC REPORT

EE NUMBER	TITLE	FY 16	FY 17	DIFFERENCE +/-	REGULAR EARNINGS	OVERTIME EARNINGS	OTHER EARNINGS	TOTAL EARNINGS
		BASE SALARY	BASE SALARY					
0000324857	*BUS OPERATOR	37,752.00	42,328.00	4,576.00	40,341.91	5,414.70	0.00	45,756.61
0000321904	SUPV RAIL LINE	44,408.00	57,241.60	12,833.60	57,619.28	23,316.45	0.00	80,935.73
0000331124	*MATERIAL CONTROLLER	44,408.00	46,696.00	2,288.00	44,904.60	272.89	0.00	45,177.49
0000304661	*BUS OPERATOR	44,408.00	45,739.20	1,331.20	46,853.92	9,722.61	184.68	56,761.21
0000305859	*STATION AGENT	40,622.40	41,828.80	1,206.40	38,850.14	13,571.03	0.00	52,421.17
0000303507	BUYER PLANNER III	68,969.42	68,969.42	0.00	68,969.59	0.00	4,244.29	73,213.88
0000322183	*BUS OPERATOR	44,408.00	45,739.20	1,331.20	47,513.28	20,020.56	0.00	67,533.84
0000328656	FIELD INSPECTOR	57,096.00	57,096.00	0.00	57,311.72	146.40	1,098.00	58,556.12
0000335549	*BUS OPERATOR	31,096.00	35,443.20	4,347.20	31,354.93	4,000.18	0.00	35,355.11
0000304249	*STATION AGENT (DATE LAST EMPLOYED 2017-04-01 00:04:00)	40,622.40	40,622.40	0.00	43,946.05	2,285.06	0.00	46,231.11
0000302618	TRANS RESEARCH SPECIALIST III	59,177.82	59,177.82	0.00	58,495.20	0.00	1,820.87	60,316.07
0000327213	TRANSIT POLICE OFFICER SR	56,430.40	56,430.40	0.00	54,660.23	17,539.61	3,960.98	76,160.82
0000319316	TRANSIT POLICE SERGEANT	67,912.00	67,912.00	0.00	69,944.51	6,773.32	3,395.60	80,113.43
0000328736	RESIDENT ENGINEER	89,243.18	89,243.18	0.00	89,244.43	0.00	0.00	89,244.43
0000315274	*BUS OPERATOR	44,408.00	45,739.20	1,331.20	44,435.84	13,468.19	0.00	57,904.03
0000305277	SUPV CAR REPAIR INSPECTION	47,860.80	57,241.60	9,380.80	56,993.29	6,797.87	0.00	63,791.16
0000330933	*RAIL OPERATOR	41,100.80	42,328.00	1,227.20	42,305.64	17,987.73	0.00	60,293.37
0000333213	REVENUE GRANT ANALYST	76,721.58	76,721.58	0.00	76,721.90	0.00	0.00	76,721.90
0000306435	MAINTENANCE PLANNER BUS	55,910.40	55,910.40	0.00	54,862.72	0.00	1,043.60	55,906.32
0000304153	*CUSTOMER INFORMATION OPERATOR	34,632.00	35,672.00	1,040.00	34,733.26	530.74	0.00	35,264.00
0000331581	*STATION AGENT	37,169.60	38,043.20	873.60	36,981.13	8,950.82	0.00	45,931.95
0000315786	*CUSTOMER INFORMATION OPERATOR	34,632.00	35,672.00	1,040.00	34,384.28	568.20	0.00	34,952.48
0000320031	*JOURNEYMAN ET-TELEPHONE MAINT (DATE LAST EMPLOYED 2017-05-01 00:05:00)	47,860.80	47,860.80	0.00	34,547.76	3,287.60	225.00	38,060.36
0000337278	*BUS OPERATOR	32,032.00	32,032.00	0.00	25,605.66	3,159.07	0.00	28,764.73
0000334709	PROJECT ENGINEER	64,650.04	68,461.38	3,811.34	68,190.55	0.00	220.84	68,411.39
0000323933	CONTRACT EMP ADMIN SUPPORT	0.00	0.00	0.00	28,393.29	179.62	0.00	28,572.91
0000337297	RESEARCH SURVEYOR	25,350.00	25,350.00	0.00	18,999.50	2,539.92	0.00	21,539.42
0000324244	*SERVICEPERSON I	34,777.60	35,817.60	1,040.00	36,245.50	601.92	0.00	36,847.42
0000320666	GEN FOREMAN BLDGS & GROUNDS	69,795.18	69,795.18	0.00	69,526.83	0.00	5,726.90	75,253.73
0000333785	*MATERIAL CONTROLLER	42,556.80	44,761.60	2,204.80	42,776.74	368.28	0.00	43,145.02
0000331370	TRANSIT POLICE OFFICER SPECIAL	46,384.00	50,169.60	3,785.60	49,701.66	13,200.19	1,447.20	64,349.05
0000331121	*RAIL OPERATOR (DATE LAST EMPLOYED 2017-06-19 00:06:00)	37,752.00	41,100.80	3,348.80	37,547.17	24,770.75	0.00	62,317.92
0000302311	*TRACK MAINTAINER (DATE LAST EMPLOYED 2017-01-01 00:01:00)	47,112.00	47,112.00	0.00	30,190.42	3,601.40	0.00	33,791.82
0000334021	*BUS OPERATOR	34,403.20	38,875.20	4,472.00	36,520.31	7,695.11	0.00	44,215.42



## MARTOC REPORT

EE NUMBER	TITLE	FY 16	FY 17	DIFFERENCE	REGULAR	OVERTIME	OTHER	TOTAL
		BASE SALARY	BASE SALARY	+/-	EARNINGS	EARNINGS	EARNINGS	EARNINGS
0000307092	*BUS OPERATOR	44,408.00	45,739.20	1,331.20	46,495.06	4,049.97	0.00	50,545.03
0000305705	*AA INSPECTOR	47,860.80	49,296.00	1,435.20	48,946.27	8,818.65	225.00	57,989.92
0000333593	PLANNER TRACK & STRUCTURES	44,408.00	55,265.60	10,857.60	54,688.44	8,445.86	0.00	63,134.30
0000302146	GEN SUPT BUS SVC COORDINATION	81,689.66	81,689.66	0.00	81,689.75	0.00	6,135.11	87,824.86
0000335375	*SERVICEPERSON IV	35,276.80	38,272.00	2,995.20	39,011.46	7,304.23	0.00	46,315.69
0000334189	*SERVICEPERSON IV	35,276.80	38,272.00	2,995.20	42,540.79	15,446.18	0.00	57,986.97
0000315283	*JOURNEYMAN ET-RADIO MAINT	47,860.80	49,296.00	1,435.20	52,637.29	38,415.37	225.00	91,277.66
0000321609	*RAIL OPERATOR	44,408.00	45,739.20	1,331.20	36,771.01	14,020.63	0.00	50,791.64
0000330611	*JOURNEYMAN ET-HVAC	47,860.80	49,296.00	1,435.20	46,363.40	1,095.88	225.00	47,684.28
0000303731	GEN SUPT BUS MAINT	79,874.60	79,874.60	0.00	78,672.68	0.00	1,202.02	79,874.70
0000303150	SUPV CAR REPAIR INSPECTION	57,262.40	57,262.40	0.00	57,703.39	8,280.01	5,506.00	71,489.40
0000332082	*BUS OPERATOR	37,752.00	42,328.00	4,576.00	34,686.32	5,254.15	0.00	39,940.47
0000327675	FOREMAN POWER	55,577.60	55,577.60	0.00	56,833.44	8,991.28	1,710.08	67,534.80
0000331373	CUSTOMER CARE REP	38,542.40	38,746.50	204.10	38,541.29	495.97	894.15	39,931.41
0000306076	*RAIL OPERATOR	44,408.00	45,739.20	1,331.20	46,770.85	14,250.95	0.00	61,021.80
0000304130	*AA INSPECTOR	47,860.80	49,296.00	1,435.20	47,956.82	440.08	225.00	48,621.90
0000304987	*BUS OPERATOR	44,408.00	45,739.20	1,331.20	44,866.72	7,435.07	0.00	52,301.79
0000303662	*JOURNEYMAN RAIL CAR MECHANIC	47,860.80	49,296.00	1,435.20	54,561.61	14,893.26	225.00	69,679.87
0000302524	BUSINESS ANALYST III	79,790.62	79,790.62	0.00	79,382.48	0.00	12,582.41	91,964.89
0000306637	*JOURNEYMAN ET-COMPUTER MAINT	47,860.80	49,296.00	1,435.20	52,144.65	16,187.66	225.00	68,557.31
0000320578	*RAIL OPERATOR	31,096.00	35,443.20	4,347.20	31,842.38	2,837.97	0.00	34,680.35
0000320238	*JOURNEYMAN ET-RADIO MAINT (DATE LAST EMPLOYED 2016-10-01 00:10:00)	47,860.80	47,860.80	0.00	27,421.49	1,915.59	225.00	29,562.08
0000302589	DIR REVENUE OPERATIONS	106,631.46	106,631.46	0.00	106,221.48	0.00	6,561.95	112,783.43
0000337696	*JOURNEYMAN ET-TRAIN CONTROL	44,574.40	44,574.40	0.00	24,961.60	3,745.84	0.00	28,707.44
0000306190	FARE COLLECTION PROCESSOR	30,673.50	30,673.50	0.00	30,972.54	2,427.18	1,179.75	34,579.47
0000320920	FOREMAN TRAIN CONTROL	57,262.40	57,262.40	0.00	59,462.72	30,525.84	0.00	89,988.56
0000320499	*TRACK WALKER	47,112.00	48,526.40	1,414.40	50,038.65	11,424.15	0.00	61,462.80
0000328845	*JOURNEYMAN ET-TRAIN CONTROL (DATE LAST EMPLOYED 2017-05-03 00:05:00)	47,860.80	47,860.80	0.00	49,747.02	25,394.52	0.00	75,141.54
0000304577	*CUSTOMER INFO REPRESENTATIVE	34,632.00	35,672.00	1,040.00	35,073.28	2,422.64	266.40	37,762.32
0000336148	*JOURNEYMAN ET-TRAIN CONTROL	43,284.80	46,592.00	3,307.20	45,602.03	9,615.48	225.00	55,442.51
0000320692	*SERVICEPERSON IV	37,169.60	38,272.00	1,102.40	39,586.29	10,092.14	285.92	49,964.35
0000305886	*JOURNEYMAN RAIL CAR MECHANIC	47,860.80	49,296.00	1,435.20	52,390.70	16,524.12	225.00	69,139.82
0000304526	REVENUE FORECASTING ANALYST (DATE LAST EMPLOYED 2017-03-01 00:03:00)	85,102.68	85,102.68	0.00	54,192.13	0.00	20,924.43	75,116.56
0000338161	CONTRACT PROFESSIONAL	128,700.00	128,700.00	0.00	39,105.00	0.00	0.00	39,105.00

## MARTOC REPORT

EE NUMBER	TITLE	FY 16	FY 17	DIFFERENCE	REGULAR	OVERTIME	OTHER	TOTAL
		BASE SALARY	BASE SALARY	+/-	EARNINGS	EARNINGS	EARNINGS	EARNINGS
0000335856	*BUS OPERATOR	31,096.00	35,443.20	4,347.20	32,976.85	3,929.13	0.00	36,905.98
0000335512	*JOURNEYMAN ET-RADIO MAINT	43,284.80	46,592.00	3,307.20	47,067.70	24,105.08	450.00	71,622.78
0000330762	*BUS OPERATOR	37,752.00	42,328.00	4,576.00	42,694.46	11,964.99	0.00	54,659.45
0000318116	*BUS OPERATOR	44,408.00	45,739.20	1,331.20	48,142.11	18,271.39	0.00	66,413.50
0000335692	IT QUALITY ASSURANCE ANALYST	72,885.54	72,885.54	0.00	72,886.60	0.00	0.00	72,886.60
0000328298	*JOURNEYMAN SUPPORT EQUIPMENT	47,860.80	49,296.00	1,435.20	49,049.81	4,055.60	225.00	53,330.41
0000321602	*SERVICEPERSON I	31,054.40	35,817.60	4,763.20	30,312.13	694.26	0.00	31,006.39
0000302511	*JOURNEYMAN RAIL CAR MECHANIC	47,860.80	49,296.00	1,435.20	52,363.26	37,526.54	225.00	90,114.80
0000306517	SR ADMINISTRATIVE ASSISTANT	40,053.00	40,053.00	0.00	30,621.85	30.81	9,271.07	39,923.73
0000335657	*JOURNEYMAN ET-TELEPHONE MAINT	44,886.40	46,592.00	1,705.60	46,403.83	13,305.14	450.00	60,158.97
0000321623	SUPT CONTROL CENTER	84,920.42	84,920.42	0.00	84,920.42	0.00	6,532.35	91,452.77
0000304915	RETIREMENT BENEFITS ANALYST	48,313.98	62,221.12	13,907.14	56,995.25	0.00	2,729.97	59,725.22
0000332066	ACCOUNTING SPECIALIST III	46,410.00	46,410.00	0.00	44,990.11	4,483.01	4,207.14	53,680.26
0000318805	TRANSIT POLICE OFFICER SR	56,430.40	56,430.40	0.00	56,973.00	26,919.80	7,053.80	90,946.60
0000329512	SR ADMINISTRATIVE ASSISTANT	40,053.00	40,053.00	0.00	40,052.51	14.96	2,321.02	42,388.49
0000319395	TRANSIT POLICE OFFICER SR	56,430.40	56,430.40	0.00	57,922.56	12,859.69	0.00	70,782.25
0000318803	TRANSIT POLICE OFFICER SR (DATE LAST EMPLOYED 2017-04-04 00:04:00)	56,430.40	56,430.40	0.00	37,936.70	8,932.58	7,108.08	53,977.36
0000334902	ROOF INSPECTOR	56,407.26	56,407.26	0.00	56,407.47	0.00	0.00	56,407.47
0000317355	WEB DEVELOPER III	78,252.46	78,252.46	0.00	75,561.43	0.00	2,691.27	78,252.70
0000337432	*TRACK MAINTAINER	44,574.40	44,574.40	0.00	35,241.77	11,143.82	0.00	46,385.59
0000323602	*BUS OPERATOR	44,408.00	45,739.20	1,331.20	45,163.79	1,407.62	0.00	46,571.41
0000335915	*TRACK MAINTAINER	43,284.80	44,574.40	1,289.60	46,198.63	17,628.78	0.00	63,827.41
0000334254	*JOURNEYMAN ELEC POWER ELECT	44,886.40	47,715.20	2,828.80	46,704.63	19,436.56	225.00	66,366.19
0000330966	*CUSTOMER INFO REPRESENTATIVE	33,238.40	35,672.00	2,433.60	35,615.26	4,862.45	0.00	40,477.71
0000332128	*BUS OPERATOR	37,752.00	42,328.00	4,576.00	39,737.21	8,096.28	0.00	47,833.49
0000335867	TRANSIT POLICE OFFICER	41,246.40	42,889.60	1,643.20	40,479.16	10,833.15	2,154.12	53,466.43
0000326061	CONTRACT PROFESSIONAL	0.00	0.00	0.00	69,900.96	3,028.25	0.00	72,929.21
0000331757	CONTRACT PROFESSIONAL	0.00	0.00	0.00	203,940.00	8,384.20	0.00	212,324.20
0000302592	*INSPECTOR	47,112.00	48,526.40	1,414.40	51,097.46	7,610.46	225.00	58,932.92
0000303181	SUPV CAR REPAIR INSPECTION	57,262.40	57,262.40	0.00	58,578.04	12,016.43	4,404.80	74,999.27
0000305159	SUPV RAIL LINE	57,803.20	57,803.20	0.00	56,928.94	3,009.12	3,334.80	63,272.86
0000307094	*BUS OPERATOR	35,547.20	41,225.60	5,678.40	36,194.85	3,008.89	0.00	39,203.74
0000324715	SUPV BUS TRANSPORTATION	52,790.40	52,790.40	0.00	55,746.73	13,075.66	939.06	69,761.45
0000304485	*STATION AGENT	40,622.40	41,828.80	1,206.40	42,800.05	15,328.70	0.00	58,128.75
0000315310	*SERVICEPERSON I (A)	35,276.80	36,337.60	1,060.80	32,135.92	254.40	0.00	32,390.32

## MARTOC REPORT

EE NUMBER	TITLE	FY 16 BASE SALARY	FY 17 BASE SALARY	DIFFERENCE +/-	REGULAR EARNINGS	OVERTIME EARNINGS	OTHER EARNINGS	TOTAL EARNINGS
0000305197	*BUS OPERATOR	44,408.00	45,739.20	1,331.20	35,633.59	53.49	0.00	35,687.08
0000335450	*BUS OPERATOR	31,096.00	35,443.20	4,347.20	28,182.76	6,502.26	0.00	34,685.02
0000329331	SUPV BUS TRANSPORTATION	45,757.66	52,790.40	7,032.74	48,492.19	2,956.77	129.32	51,578.28
0000331118	*BUS OPERATOR	37,752.00	42,328.00	4,576.00	41,357.57	4,576.17	0.00	45,933.74
0000334179	*BUS OPERATOR	34,403.20	38,875.20	4,472.00	35,694.76	7,551.04	0.00	43,245.80
0000336149	INFORMATION SYS ANALYST III	75,972.78	75,972.78	0.00	75,972.88	0.00	0.00	75,972.88
0000305852	FACILITIES & MOVING COORD	42,880.50	42,880.50	0.00	43,084.37	1,302.92	2,638.80	47,026.09
0000335384	*BUS OPERATOR	31,096.00	35,443.20	4,347.20	31,391.58	5,142.01	119.60	36,653.19
0000329355	*BUS OPERATOR	41,100.80	45,739.20	4,638.40	44,486.40	5,756.80	0.00	50,243.20
0000305644	*JOURNEYMAN ET-TRAIN CONTROL	47,860.80	49,296.00	1,435.20	50,257.89	31,460.48	225.00	81,943.37
0000304642	*SERVICEPERSON I	34,777.60	35,817.60	1,040.00	39,453.65	6,228.75	0.00	45,682.40
0000334394	*STATION AGENT	36,940.80	41,828.80	4,888.00	41,274.67	1,462.32	0.00	42,736.99
0000331913	*BUS OPERATOR	37,752.00	42,328.00	4,576.00	40,679.46	10,655.09	0.00	51,334.55
0000322983	*INSPECTOR	47,112.00	48,526.40	1,414.40	48,215.25	16.99	225.00	48,457.24
0000336311	CONTRACT SPECIALIST II	59,132.84	65,046.02	5,913.18	59,133.47	0.00	0.00	59,133.47
0000326472	FIELD INSPECTOR	54,366.00	54,366.00	0.00	54,742.13	9,254.44	5,576.00	69,572.57
0000332956	TRANSIT POLICE OFFICER SR	54,267.20	56,430.40	2,163.20	56,512.54	21,551.75	4,937.66	83,001.95
0000305814	*STATION AGENT	40,622.40	41,828.80	1,206.40	41,356.73	3,632.60	0.00	44,989.33
0000336312	SR DATABASE ADMINISTRATOR	95,962.10	95,962.10	0.00	95,962.16	0.00	0.00	95,962.16
0000335630	*INSPECTOR	43,929.60	45,739.20	1,809.60	44,469.16	8,133.47	225.00	52,827.63
0000332792	ACCOUNTING SPECIALIST III	38,083.50	46,410.00	8,326.50	39,219.15	927.07	1,428.00	41,574.22
0000303186	*BUS OPERATOR	44,408.00	45,739.20	1,331.20	51,313.53	23,886.01	0.00	75,199.54
0000333882	PARALEGAL	52,279.50	52,279.50	0.00	52,037.03	140.76	0.00	52,177.79
0000302293	GEN FOREMAN COMM TELEPHONE	70,633.94	70,633.94	0.00	70,634.22	0.00	1,358.36	71,992.58
0000333694	*INSPECTOR	44,408.00	46,446.40	2,038.40	44,636.28	1,379.11	225.00	46,240.39
0000305100	CONTRACT PROFESSIONAL	0.00	0.00	0.00	76,050.00	2,750.00	0.00	78,800.00
0000331556	ADMINISTRATIVE ASSISTANT	36,640.50	36,640.50	0.00	35,443.63	0.00	1,195.48	36,639.11
0000327737	FARE COLLECTION PROCESSOR	23,868.00	23,868.00	0.00	24,373.68	1,487.44	459.00	26,320.12
0000302944	SUPV BUS MAINTENANCE	61,006.40	61,006.40	0.00	56,087.55	8,991.66	13,139.84	78,219.05
0000321601	*SERVICEPERSON I	34,777.60	35,817.60	1,040.00	34,978.08	131.67	0.00	35,109.75
0000331291	*BUS OPERATOR	37,752.00	42,328.00	4,576.00	35,332.56	542.99	0.00	35,875.55
0000331189	*JOURNEYMAN RAIL CAR MECHANIC	47,860.80	49,296.00	1,435.20	47,956.86	11,088.03	225.00	59,269.89
0000304039	*SERVICEPERSON I	34,777.60	35,817.60	1,040.00	35,542.38	6,577.23	0.00	42,119.61
0000320320	*RAIL STATION CLEANER	31,054.40	31,969.60	915.20	32,254.01	5,408.40	119.44	37,781.85

## MARTOC REPORT

EE NUMBER	TITLE	FY 16	FY 17	DIFFERENCE	REGULAR	OVERTIME	OTHER	TOTAL
		BASE SALARY	BASE SALARY	+/-	EARNINGS	EARNINGS	EARNINGS	EARNINGS
0000302149	*JOURNEYMAN RAIL CAR MECHANIC	47,860.80	49,296.00	1,435.20	49,021.06	37,336.70	225.00	86,582.76
0000335495	*BUS OPERATOR	31,096.00	35,443.20	4,347.20	31,984.59	6,482.71	0.00	38,467.30
0000338097	CONTRACT PROFESSIONAL	70,005.00	70,005.00	0.00	21,540.00	0.00	0.00	21,540.00
0000324935	BUS RADIO MAINTENANCE SPEC	58,344.00	58,344.00	0.00	61,838.08	23,543.82	0.00	85,381.90
0000302375	TRANSIT POLICE OFFICER SR	56,430.40	56,430.40	0.00	51,411.35	2,492.60	5,398.87	59,302.82
0000322118	*BUS OPERATOR	44,408.00	45,739.20	1,331.20	46,559.81	10,550.76	398.61	57,509.18
0000302612	*BUS OPERATOR	44,408.00	45,739.20	1,331.20	42,728.26	10,585.01	0.00	53,313.27
0000331994	*BUS OPERATOR	37,752.00	42,328.00	4,576.00	40,150.25	7,740.01	0.00	47,890.26
0000302058	*BUS OPERATOR	44,408.00	45,739.20	1,331.20	46,164.87	16,054.27	0.00	62,219.14
0000332235	PROTECTIVE SPEC POLICE CADET	28,184.00	28,184.00	0.00	28,400.97	3,629.25	1,626.00	33,656.22
0000302732	TRANSIT POLICE SERGEANT (DATE LAST EMPLOYED 2016-12-09 00:12:00)	67,912.00	67,912.00	0.00	31,817.43	3,967.02	17,464.82	53,249.27
0000337434	*RAIL STATION CLEANER	28,704.00	28,704.00	0.00	21,333.51	3,577.31	0.00	24,910.82
0000304950	*JOURNEYMAN RAIL CAR MECHANIC	47,860.80	49,296.00	1,435.20	48,221.48	1,104.48	225.00	49,550.96
0000307095	*REVENUE AGENT	45,136.00	46,488.00	1,352.00	48,397.60	5,777.67	0.00	54,175.27
0000332184	*MATERIAL CONTROLLER	43,451.20	45,739.20	2,288.00	43,689.64	328.50	0.00	44,018.14
0000303793	TRANSIT POLICE OFFICER SPECIAL	58,676.80	58,676.80	0.00	50,100.96	38,125.88	14,499.95	102,726.79
0000334494	*BUS OPERATOR	31,096.00	35,443.20	4,347.20	34,415.06	7,813.62	0.00	42,228.68
0000334756	*BUS OPERATOR	31,096.00	35,443.20	4,347.20	35,486.05	7,740.64	0.00	43,226.69
0000332819	MARKETING COORDINATOR	61,413.82	61,413.82	0.00	61,414.03	0.00	0.00	61,414.03
0000316333	*BUS OPERATOR	44,408.00	45,739.20	1,331.20	40,017.18	13,810.26	0.00	53,827.44
0000334375	TRANSIT POLICE OFFICER SR	41,246.40	44,595.20	3,348.80	41,789.68	14,564.02	3,966.00	60,319.70
0000324614	ASSOCIATE COUNSEL	83,811.26	83,811.26	0.00	83,811.44	0.00	0.00	83,811.44
0000303326	CONTRACT PROFESSIONAL DISPATCH	0.00	0.00	0.00	63,932.40	3,646.20	0.00	67,578.60
0000316843	*MATERIAL CONTROLLER	44,408.00	46,696.00	2,288.00	47,497.89	321.60	0.00	47,819.49
0000320763	*SERVICEPERSON VII GROUNDSKEEPR	35,276.80	36,337.60	1,060.80	36,316.03	20.12	0.00	36,336.15
0000337446	CJIT-POLICE DISPATCHER	40,601.60	40,601.60	0.00	30,212.64	957.53	0.00	31,170.17
0000315209	TRANSIT POLICE LIEUTENANT	82,721.60	82,721.60	0.00	83,855.12	2,585.12	8,033.54	94,473.78
0000331813	*JOURNEYMAN ELEC POWER ELECT	44,886.40	47,715.20	2,828.80	46,814.59	5,700.92	225.00	52,740.51
0000327314	*JOURNEYMAN RAIL CAR MECHANIC	47,860.80	49,296.00	1,435.20	51,735.87	18,174.99	225.00	70,135.86
0000305587	*JOURNEYMAN OVERHAULER	47,860.80	49,296.00	1,435.20	51,419.72	27,534.41	225.00	79,179.13
0000332120	*BUS OPERATOR	37,752.00	42,328.00	4,576.00	35,216.44	9,426.67	0.00	44,643.11
0000317504	*RAIL STATION CLEANER	31,054.40	31,969.60	915.20	32,059.92	5,330.01	0.00	37,389.93
0000307132	*RAIL OPERATOR	31,096.00	35,443.20	4,347.20	28,961.94	3,779.59	0.00	32,741.53
0000319226	TRANSIT POLICE OFFICER SR	56,430.40	56,430.40	0.00	53,294.99	17,722.71	1,627.80	72,645.50
0000304627	SUPV TECH SUPPORT SVCS CENTR	71,208.80	71,208.80	0.00	67,802.46	0.00	7,240.75	75,043.21

## MARTOC REPORT

EE NUMBER	TITLE	FY 16 BASE SALARY	FY 17 BASE SALARY	DIFFERENCE +/-	REGULAR EARNINGS	OVERTIME EARNINGS	OTHER EARNINGS	TOTAL EARNINGS
0000306232	CONTRACT EMP PT POLICE OFFICER	0.00	0.00	0.00	49,105.28	57.94	0.00	49,163.22
0000323122	*BUS OPERATOR	32,032.00	32,032.00	0.00	30,468.63	3,447.70	0.00	33,916.33
0000306773	MGR CAD	91,993.98	91,993.98	0.00	91,995.10	0.00	0.00	91,995.10
0000337106	CUSTOMER CARE REP	38,746.50	38,746.50	0.00	30,758.18	324.45	0.00	31,082.63
0000328464	*JOURNEYMAN OVERHAULER	47,860.80	49,296.00	1,435.20	48,891.93	6,273.17	225.00	55,390.10
0000337594	*BUS OPERATOR	32,032.00	32,032.00	0.00	18,553.43	2,469.25	0.00	21,022.68
0000321706	*TRACK WALKER	47,112.00	48,526.40	1,414.40	47,966.17	7,262.24	0.00	55,228.41
0000306118	SUPV BUS TRANSPORTATION	52,790.40	52,790.40	0.00	53,207.72	7,792.58	5,177.52	66,177.82
0000304986	SUPV RAIL LINE	57,262.40	57,262.40	0.00	58,658.03	25,748.80	6,056.60	90,463.43
0000337528	*BUS OPERATOR	32,032.00	32,032.00	0.00	18,249.83	3,413.57	0.00	21,663.40
0000302200	*JOURNEYMAN RAIL CAR MECHANIC	47,860.80	49,296.00	1,435.20	50,667.75	67,908.35	225.00	118,801.10
0000320152	*RAIL OPERATOR	34,403.20	38,875.20	4,472.00	38,528.00	11,454.85	0.00	49,982.85
0000304907	DIVISION DISPATCHER	52,790.40	52,790.40	0.00	54,359.55	13,315.61	2,690.28	70,365.44
0000315000	CONTRACT PROFESSIONAL (DATE LAST EMPLOYED 2017-07-05 00:07:00)	0.00	0.00	0.00	127,740.64	7,833.17	0.00	135,573.81
0000337231	*BUS OPERATOR	32,032.00	32,032.00	0.00	26,685.17	3,681.38	0.00	30,366.55
0000335438	*BUS OPERATOR	31,096.00	35,443.20	4,347.20	32,857.20	4,250.46	0.00	37,107.66
0000336496	*BUS OPERATOR	32,032.00	32,032.00	0.00	29,999.79	2,180.23	0.00	32,180.02
0000331882	TRANSIT POLICE OFFICER SR	46,384.00	48,256.00	1,872.00	47,197.65	7,944.12	700.30	55,842.07
0000337584	*BUS OPERATOR	32,032.00	32,032.00	0.00	18,803.06	7,547.86	0.00	26,350.92
0000319543	DISPATCHER-RAIL TRANSPORTATION	52,790.40	52,790.40	0.00	53,571.30	5,487.48	0.00	59,058.78
0000320324	*SERVICEPERSON I	34,777.60	35,817.60	1,040.00	35,396.08	407.55	0.00	35,803.63
0000331264	TRANSIT POLICE OFFICER SR	46,384.00	48,256.00	1,872.00	43,627.55	13,152.24	4,732.80	61,512.59
0000316273	*RAIL OPERATOR	44,408.00	45,739.20	1,331.20	46,718.39	9,806.47	0.00	56,524.86
0000304909	*BUS OPERATOR	44,408.00	45,739.20	1,331.20	44,546.18	19,002.75	0.00	63,548.93
0000319050	*STRUCTURAL INSPECTOR	47,112.00	48,526.40	1,414.40	49,381.83	18,372.07	0.00	67,753.90
0000304251	*RAIL OPERATOR (DATE LAST EMPLOYED 2016-11-01 00:11:00)	44,408.00	44,408.00	0.00	21,220.63	2,966.19	0.00	24,186.82
0000320366	*RAIL STATION CLEANER	31,054.40	31,969.60	915.20	23,648.28	1,965.17	0.00	25,613.45
0000302190	*JOURNEYMAN ET-RADIO MAINT	47,860.80	49,296.00	1,435.20	47,867.23	2,226.22	225.00	50,318.45
0000305638	*SERVICEPERSON I	34,777.60	35,817.60	1,040.00	36,478.12	1,565.85	0.00	38,043.97
0000305930	CONTRACT PROFESSIONAL	0.00	0.00	0.00	51,415.80	5,360.00	0.00	56,775.80
0000323091	TRANSIT POLICE LIEUTENANT	73,881.60	76,856.00	2,974.40	79,703.86	11,846.50	1,478.00	93,028.36
0000302444	*BUS OPERATOR	44,408.00	45,739.20	1,331.20	44,025.75	482.66	0.00	44,508.41
0000320159	*STATION AGENT	40,622.40	41,828.80	1,206.40	43,280.76	10,956.43	0.00	54,237.19
0000335496	*JOURNEYMAN ET-RADIO MAINT	43,284.80	46,592.00	3,307.20	44,883.83	3,111.01	450.00	48,444.84

## MARTOC REPORT

EE NUMBER	TITLE	FY 16	FY 17	DIFFERENCE	REGULAR	OVERTIME	OTHER	TOTAL
		BASE SALARY	BASE SALARY	+/-	EARNINGS	EARNINGS	EARNINGS	EARNINGS
0000326347	*JOURNEYMAN RAIL CAR MECHANIC	47,860.80	49,296.00	1,435.20	48,232.72	5,600.12	225.00	54,057.84
0000305716	*BUS OPERATOR	44,408.00	45,739.20	1,331.20	43,290.78	12,675.65	0.00	55,966.43
0000333580	*BUS OPERATOR	34,403.20	38,875.20	4,472.00	37,037.26	7,613.50	0.00	44,650.76
0000335505	*BUS OPERATOR	31,096.00	35,443.20	4,347.20	33,285.30	4,987.09	0.00	38,272.39
0000305112	*BUS OPERATOR	44,408.00	45,739.20	1,331.20	43,718.49	4,427.59	0.00	48,146.08
0000303371	*RAIL OPERATOR	44,408.00	45,739.20	1,331.20	46,309.65	10,369.47	0.00	56,679.12
0000302454	*RAIL OPERATOR (DATE LAST EMPLOYED 2017-01-31 00:01:00)	44,408.00	44,408.00	0.00	33,389.68	7,791.11	0.00	41,180.79
0000303715	*BUS OPERATOR	44,408.00	45,739.20	1,331.20	47,543.44	12,228.56	0.00	59,772.00
0000303415	SCHEDULE ANALYST III	54,882.62	60,778.12	5,895.50	58,397.48	0.00	1,636.34	60,033.82
0000326777	*BUS OPERATOR	44,408.00	45,739.20	1,331.20	37,138.32	2,331.80	0.00	39,470.12
0000329429	MEDIA SALES REP	23,302.50	23,302.50	0.00	23,727.22	2,425.31	0.00	26,152.53
0000320232	TRANSIT POLICE OFFICER SPECIAL	58,676.80	58,676.80	0.00	57,661.24	11,678.95	3,385.20	72,725.39
0000303402	*BUS OPERATOR	44,408.00	45,739.20	1,331.20	42,486.65	12,117.73	0.00	54,604.38
0000305573	*BUS OPERATOR	44,408.00	45,739.20	1,331.20	45,555.40	23,429.96	2,022.28	71,007.64
0000322347	MGR INSURANCE SAFETY	74,263.28	74,263.28	0.00	74,263.43	0.00	0.00	74,263.43
0000337600	*BUS OPERATOR	32,032.00	32,032.00	0.00	18,432.40	2,676.49	0.00	21,108.89
0000333478	*INSPECTOR	44,408.00	46,592.00	2,184.00	41,628.43	5,290.36	225.00	47,143.79
0000302527	MGR BUSINESS DEV SALES	96,383.30	96,383.30	0.00	96,383.39	0.00	2,965.64	99,349.03
0000319031	*BUS OPERATOR	44,408.00	45,739.20	1,331.20	45,866.24	3,950.73	0.00	49,816.97
0000304690	*BUS OPERATOR	44,408.00	45,739.20	1,331.20	47,178.45	13,917.24	0.00	61,095.69
0000318791	*BUS OPERATOR	44,408.00	45,739.20	1,331.20	42,684.12	2,978.06	341.61	46,003.79
0000302547	*BUS OPERATOR	44,408.00	45,739.20	1,331.20	47,960.09	19,676.24	0.00	67,636.33
0000337494	BUYER PLANNER I	47,476.00	47,476.00	0.00	32,813.35	0.00	0.00	32,813.35
0000326268	*JOURNEYMAN RAIL CAR MECHANIC	47,860.80	49,296.00	1,435.20	49,256.90	16,317.03	225.00	65,798.93
0000329016	*RAIL OPERATOR	41,100.80	45,739.20	4,638.40	45,925.54	3,421.43	0.00	49,346.97
0000319323	SR COMMUNITY OUTREACH PLANNER	73,686.08	73,686.08	0.00	72,836.77	0.00	11,336.35	84,173.12
0000332782	REVENUE GRANT ANALYST	76,721.58	76,721.58	0.00	76,721.82	0.00	1,573.78	78,295.60
0000335303	*BUS OPERATOR	31,096.00	35,443.20	4,347.20	23,846.01	3,410.15	0.00	27,256.16
0000324682	TRANSIT POLICE OFFICER SPECIAL	54,267.20	56,430.40	2,163.20	61,488.36	14,700.65	542.60	76,731.61
0000305646	*JOURNEYMAN BODY REPAIR	47,860.80	49,296.00	1,435.20	49,565.30	9,785.06	225.00	59,575.36
0000327676	*JOURNEYMAN RAIL CAR MECHANIC	47,860.80	49,296.00	1,435.20	48,186.95	14,030.43	225.00	62,442.38
0000320573	*SERVICEPERSON I	34,777.60	35,817.60	1,040.00	24,912.44	25.08	0.00	24,937.52
0000334749	FIELD INSPECTOR	52,767.00	52,767.00	0.00	53,889.01	6,629.70	0.00	60,518.71
0000332900	*BUS OPERATOR	34,403.20	38,875.20	4,472.00	38,007.27	4,617.48	0.00	42,624.75
0000332002	*BUS OPERATOR	37,752.00	42,328.00	4,576.00	39,968.63	2,490.05	0.00	42,458.68

## MARTOC REPORT

EE NUMBER	TITLE	FY 16	FY 17	DIFFERENCE	REGULAR	OVERTIME	OTHER	TOTAL
		BASE SALARY	BASE SALARY	+/-	EARNINGS	EARNINGS	EARNINGS	EARNINGS
0000306235	*JOURNEYMAN ET-RAIL CAR MAINT	47,860.80	49,296.00	1,435.20	52,880.96	26,818.17	225.00	79,924.13
0000332953	LOST & FOUND COORDINATOR	24,394.50	24,394.50	0.00	24,419.63	286.19	375.30	25,081.12
0000321774	*BUS OPERATOR	44,408.00	45,739.20	1,331.20	47,437.61	17,069.41	0.00	64,507.02
0000304874	SUPV RAIL LINE	57,803.20	57,803.20	0.00	58,945.37	8,758.73	3,890.60	71,594.70
0000302720	*BUS OPERATOR	44,408.00	45,739.20	1,331.20	33,751.84	4,858.87	0.00	38,610.71
0000305970	CONTRACT PROFESSIONAL	0.00	0.00	0.00	49,780.25	4,335.00	0.00	54,115.25
0000306527	*BUS OPERATOR	44,408.00	45,739.20	1,331.20	49,976.28	15,092.91	0.00	65,069.19
0000303155	SUPV BUS TRANSPORTATION	52,790.40	52,790.40	0.00	43,046.91	850.23	1,576.96	45,474.10
0000325943	*BUS OPERATOR	32,260.80	32,032.00	-228.80	24,012.94	620.79	0.00	24,633.73
0000334680	TRANSIT POLICE OFFICER	41,246.40	42,889.60	1,643.20	43,492.97	9,536.73	1,443.40	54,473.10
0000330606	QA ENGINEER	80,991.04	80,991.04	0.00	58,364.71	0.00	7,301.09	65,665.80
0000336333	CJIT-CALL TAKER	37,419.20	37,419.20	0.00	37,801.53	2,077.93	143.92	40,023.38
0000303255	*BUS OPERATOR	44,408.00	45,739.20	1,331.20	50,880.55	16,532.41	0.00	67,412.96
0000329417	*JOURNEYMAN ET-RAIL CAR MAINT	47,860.80	49,296.00	1,435.20	46,190.82	13,875.09	225.00	60,290.91
0000337474	*BUS OPERATOR	32,032.00	32,032.00	0.00	22,143.42	6,890.37	0.00	29,033.79
0000305844	*BUS OPERATOR	44,408.00	45,739.20	1,331.20	45,992.10	11,884.28	0.00	57,876.38
0000319880	*BUS OPERATOR	44,408.00	45,739.20	1,331.20	44,704.53	12,674.97	0.00	57,379.50
0000330916	*BUS OPERATOR	37,752.00	42,328.00	4,576.00	43,519.64	16,863.67	0.00	60,383.31
0000314814	*BUS OPERATOR	44,408.00	45,739.20	1,331.20	50,084.31	13,293.74	0.00	63,378.05
0000337869	CONTRACT SPECIALIST III (DATE LAST EMPLOYED 2017-07-03 00:07:00)	70,038.02	70,038.02	0.00	32,325.44	0.00	0.00	32,325.44
0000328129	*BUS OPERATOR	44,408.00	45,739.20	1,331.20	44,932.81	7,910.01	0.00	52,842.82
0000334980	*BUS OPERATOR	31,096.00	35,443.20	4,347.20	29,376.28	5,739.64	0.00	35,115.92
0000307024	CONTRACT PROFESSIONAL	0.00	0.00	0.00	96,408.00	0.00	0.00	96,408.00
0000305712	*REVENUE AGENT	45,136.00	46,488.00	1,352.00	29,109.57	634.75	0.00	29,744.32
0000302675	*JOURNEYMAN SUPPORT EQUIPMENT	47,860.80	49,296.00	1,435.20	48,773.70	2,476.46	225.00	51,475.16
0000337707	SR IT PROGRAM MANAGER	107,000.14	107,000.14	0.00	61,731.01	0.00	0.00	61,731.01
0000317959	*BUS OPERATOR	44,408.00	45,739.20	1,331.20	44,763.84	949.92	0.00	45,713.76
0000320859	*STATION AGENT	40,622.40	41,828.80	1,206.40	22,772.00	0.00	0.00	22,772.00
0000304654	*AA INSPECTOR	47,860.80	49,296.00	1,435.20	42,366.13	23,194.14	225.00	65,785.27
0000333375	FIRE PROTECTION ENGINEER V	92,052.74	92,052.74	0.00	92,054.23	0.00	0.00	92,054.23
0000303825	CONTRACT PROFESSIONAL	0.00	0.00	0.00	53,266.50	4,047.00	0.00	57,313.50
0000333037	DIR TECH SUPPORT SERVICES	116,390.30	116,390.30	0.00	116,390.41	0.00	0.00	116,390.41
0000330540	INSTRUCTOR BUS OPERATIONS	58,344.00	58,344.00	0.00	56,856.25	3,471.84	0.00	60,328.09
0000302829	DEPARTMENT ADMINISTRATOR	60,496.02	60,496.02	0.00	60,496.79	0.00	5,118.91	65,615.70

## MARTOC REPORT

EE NUMBER	TITLE	FY 16	FY 17	DIFFERENCE	REGULAR	OVERTIME	OTHER	TOTAL
		BASE SALARY	BASE SALARY	+/-	EARNINGS	EARNINGS	EARNINGS	EARNINGS
0000303492	*SERVICEPERSON V	45,531.20	48,526.40	2,995.20	49,349.63	20,050.69	0.00	69,400.32
0000303122	SUPV BUS TRANSPORTATION	55,785.60	55,785.60	0.00	56,142.58	107.28	2,145.60	58,395.46
0000303217	TRANSIT POLICE LIEUTENANT	73,881.60	76,856.00	2,974.40	76,409.48	2,815.61	7,161.20	86,386.29
0000303048	*JOURNEYMAN RAIL CAR MECHANIC	47,860.80	49,296.00	1,435.20	49,523.71	43,261.17	225.00	93,009.88
0000335205	*BUS OPERATOR	31,096.00	35,443.20	4,347.20	33,719.42	6,026.92	0.00	39,746.34
0000334769	*BUS OPERATOR	31,096.00	35,443.20	4,347.20	35,356.30	11,371.99	0.00	46,728.29
0000330683	*BUS OPERATOR	41,100.80	45,739.20	4,638.40	41,949.02	4,899.88	0.00	46,848.90
0000331101	FIELD INSPECTOR	52,767.00	52,767.00	0.00	27,246.13	202.95	10,824.03	38,273.11
0000302302	*RAIL OPERATOR	44,408.00	45,739.20	1,331.20	51,139.55	44,794.45	0.00	95,934.00
0000317917	SR ADJUSTER LIABILITY LITIG	65,375.18	65,375.18	0.00	63,866.64	0.00	4,652.72	68,519.36
0000320361	*RAIL STATION CLEANER	31,054.40	31,969.60	915.20	27,503.30	3,359.27	0.00	30,862.57
0000330388	SR PROJECT MANAGER	102,648.26	102,648.26	0.00	102,651.59	0.00	1,526.58	104,178.17
0000334185	TRANSIT POLICE OFFICER SR	39,665.60	42,889.60	3,224.00	41,857.23	4,626.13	824.80	47,308.16
0000318792	*BUS OPERATOR	44,408.00	45,739.20	1,331.20	48,430.46	8,100.84	0.00	56,531.30
0000305628	*INSPECTOR	47,112.00	48,526.40	1,414.40	49,291.13	8,663.69	225.00	58,179.82
0000319671	TRANSIT POLICE OFFICER SR	56,430.40	56,430.40	0.00	56,823.79	11,842.32	1,085.20	69,751.31
0000305634	*INSPECTOR	47,112.00	47,112.00	0.00	24,524.30	5,121.76	0.00	29,646.06
0000322985	(DATE LAST EMPLOYED 2016-12-01 00:12:00) TRANSIT POLICE OFFICER SR	56,430.40	56,430.40	0.00	55,901.50	2,085.66	0.00	57,987.16
0000321515	TRANSIT POLICE OFFICER SR	56,430.40	56,430.40	0.00	56,688.25	17,651.52	3,330.22	77,669.99
0000316610	*BUS OPERATOR	44,408.00	45,739.20	1,331.20	46,988.18	16,774.50	0.00	63,762.68
0000304686	*BUS OPERATOR	44,408.00	45,739.20	1,331.20	45,571.80	17,210.03	0.00	62,781.83
0000322946	CAPITAL PROJECT COORDINATOR	66,572.74	66,572.74	0.00	66,573.02	0.00	5,462.40	72,035.42
0000337368	*RAIL STATION CLEANER	28,704.00	28,704.00	0.00	22,067.85	3,802.60	0.00	25,870.45
0000302098	ELECTRICAL ENGINEER VI	93,812.94	93,812.94	0.00	93,813.06	0.00	8,900.21	102,713.27
0000304269	*BUS OPERATOR	44,408.00	45,739.20	1,331.20	47,100.45	8,058.87	0.00	55,159.32
0000305527	*BUS OPERATOR	44,408.00	45,739.20	1,331.20	44,648.43	581.33	0.00	45,229.76
0000303694	TRANSIT POLICE OFFICER SPECIAL	58,676.80	58,676.80	0.00	49,055.28	13,155.79	11,284.00	73,495.07
0000305366	CONTRACT PROFESSIONAL	0.00	0.00	0.00	50,538.10	31,188.50	0.00	81,726.60
0000318782	COMPENSATION ANALYST III	67,042.82	73,747.18	6,704.36	32,565.15	0.00	40,018.40	72,583.55
0000320445	(DATE LAST EMPLOYED 2017-01-31 00:01:00) OFFICE ADMINISTRATOR II	54,129.14	54,129.14	0.00	53,712.99	0.00	0.00	53,712.99
0000317910	TRANSIT POLICE OFFICER SR	56,430.40	56,430.40	0.00	46,862.62	21,161.44	1,030.94	69,055.00
0000331375	TRANSIT POLICE OFFICER SPECIAL	54,267.20	56,430.40	2,163.20	57,287.52	21,509.56	4,011.17	82,808.25
0000333697	TRANSIT POLICE OFFICER	39,665.60	41,246.40	1,580.80	40,857.53	8,488.96	2,620.05	51,966.54
0000327311	*JOURNEYMAN RAIL CAR MECHANIC	47,860.80	49,296.00	1,435.20	49,570.76	6,799.51	225.00	56,595.27
0000328954	*RAIL STATION CLEANER	31,054.40	31,969.60	915.20	32,765.37	5,066.89	0.00	37,832.26



## MARTOC REPORT

EE NUMBER	TITLE	FY 16 BASE SALARY	FY 17 BASE SALARY	DIFFERENCE +/-	REGULAR EARNINGS	OVERTIME EARNINGS	OTHER EARNINGS	TOTAL EARNINGS
0000305652	*BUS OPERATOR	44,408.00	45,739.20	1,331.20	50,190.51	35,479.67	0.00	85,670.18
0000304650	SUPV RIDESTORE OPERATIONS	54,429.18	54,429.18	0.00	54,429.22	0.00	6,699.02	61,128.24
0000304626	SUPV BREEZE MEDIA DIST RIDE ST	58,008.34	58,008.34	0.00	58,008.48	0.00	2,008.59	60,017.07
0000302587	CONTRACT PROFESSIONAL	0.00	0.00	0.00	60,152.00	7,036.96	0.00	67,188.96
0000322991	OFFICE ADMINISTRATOR II	54,129.14	54,129.14	0.00	53,927.15	0.00	1,867.66	55,794.81
0000303663	*BUS OPERATOR	44,408.00	45,739.20	1,331.20	47,781.54	14,665.98	0.00	62,447.52
0000320931	FOREMAN POWER	57,262.40	57,262.40	0.00	59,889.72	24,372.97	1,376.50	85,639.19
0000304127	*BUS OPERATOR	44,408.00	45,739.20	1,331.20	40,381.76	6,542.48	0.00	46,924.24
0000320286	RAIL SERVICES CONTROLLER	67,932.80	68,515.20	582.40	62,493.79	1,991.96	6,767.04	71,252.79
0000315036	RAIL SERVICES CONTROLLER	73,257.60	73,257.60	0.00	73,664.16	2,866.42	6,621.36	83,151.94
0000337401	CONTRACT INSTRUCTOR	52,873.60	52,873.60	0.00	37,087.78	9,408.60	0.00	46,496.38
0000329891	*BUS OPERATOR	34,403.20	38,875.20	4,472.00	35,104.41	3,234.92	0.00	38,339.33
0000304321	*BUS OPERATOR	44,408.00	45,739.20	1,331.20	16,755.30	3,438.27	0.00	20,193.57
0000334470	*JOURNEYMAN ELEC POWER ELECT	44,886.40	47,715.20	2,828.80	47,480.31	22,870.78	225.00	70,576.09
0000319447	SUPV FIELD RESEARCH	0.00	0.00	0.00	20,719.00	886.47	0.00	21,605.47
0000328286	*BUS OPERATOR	44,408.00	45,739.20	1,331.20	35,526.31	7,530.15	0.00	43,056.46
0000324740	CHF SPOKESPERSON (DATE LAST EMPLOYED 2016-08-01 00:08:00)	135,960.24	135,960.24	0.00	13,596.05	0.00	9,718.02	23,314.07
0000335582	QA ENGINEER	80,991.04	80,991.04	0.00	80,056.83	0.00	598.09	80,654.92
0000315290	QA SPECIALIST	58,982.82	58,982.82	0.00	57,848.62	0.00	7,021.42	64,870.04
0000304899	*BUS OPERATOR	44,408.00	45,739.20	1,331.20	48,482.07	13,237.31	0.00	61,719.38
0000315236	*TRACK WALKER	47,112.00	48,526.40	1,414.40	49,483.70	8,604.23	0.00	58,087.93
0000315023	*BUS OPERATOR (DATE LAST EMPLOYED 2017-04-01 00:04:00)	44,408.00	44,408.00	0.00	37,152.68	3,361.13	0.00	40,513.81
0000327289	*BUS OPERATOR	44,408.00	45,739.20	1,331.20	47,011.60	18,590.65	0.00	65,602.25
0000322680	*INSPECTOR	45,240.00	48,526.40	3,286.40	46,053.39	12,920.12	225.00	59,198.51
0000331668	*STATION AGENT	40,622.40	41,828.80	1,206.40	42,302.59	5,163.28	0.00	47,465.87
0000330892	*BUS OPERATOR	37,752.00	42,328.00	4,576.00	42,167.02	6,522.07	0.00	48,689.09
0000319607	*JOURNEYMAN ET-RAIL CAR MAINT	47,860.80	49,296.00	1,435.20	49,935.68	51,228.98	225.00	101,389.66
0000319452	*BUS OPERATOR	44,408.00	45,739.20	1,331.20	46,278.81	10,335.87	0.00	56,614.68
0000322447	*BUS OPERATOR	44,408.00	45,739.20	1,331.20	50,183.92	17,915.55	0.00	68,099.47
0000329338	SUPV BUS TRANSPORTATION	41,100.80	52,790.40	11,689.60	45,683.73	3,630.90	1,522.80	50,837.43
0000304041	*BUS OPERATOR	44,408.00	45,739.20	1,331.20	46,071.69	11,829.25	0.00	57,900.94
0000302238	*BUS OPERATOR	44,408.00	45,739.20	1,331.20	46,349.24	19,028.41	0.00	65,377.65
0000305758	*SERVICEPERSON II	34,777.60	35,817.60	1,040.00	36,583.20	15,706.35	0.00	52,289.55
0000320876	*JOURNEYMAN ELEC POWER ELECT	47,860.80	49,296.00	1,435.20	49,617.71	11,588.54	225.00	61,431.25

## MARTOC REPORT

EE NUMBER	TITLE	FY 16	FY 17	DIFFERENCE	REGULAR	OVERTIME	OTHER	TOTAL
		BASE SALARY	BASE SALARY	+/-	EARNINGS	EARNINGS	EARNINGS	EARNINGS
0000322378	SAFETY OPERATIONAL OFFICER	73,257.60	76,092.64	2,835.04	73,243.31	1,527.71	845.28	75,616.30
0000321954	*BUS OPERATOR	44,408.00	45,739.20	1,331.20	39,484.67	2,798.09	0.00	42,282.76
0000302142	INSTRUCTOR CAR MAINT ELECT	56,804.80	56,804.80	0.00	56,802.16	0.00	5,462.00	62,264.16
0000334771	*BUS OPERATOR	31,096.00	35,443.20	4,347.20	32,166.69	5,842.00	0.00	38,008.69
0000333412	*BUS OPERATOR	34,403.20	38,875.20	4,472.00	37,252.38	17,451.34	0.00	54,703.72
0000328919	MOBILITY CUSTOMER CARE REP	38,571.00	38,571.00	0.00	35,612.37	2,528.63	3,708.75	41,849.75
0000319812	*BUS OPERATOR	44,408.00	45,739.20	1,331.20	45,435.87	12,217.95	0.00	57,653.82
0000316268	*BUS OPERATOR	44,408.00	45,739.20	1,331.20	43,672.36	4,754.17	0.00	48,426.53
0000332583	*BUS OPERATOR	34,403.20	38,875.20	4,472.00	37,055.36	4,798.47	0.00	41,853.83
0000306623	DISPATCHER RADIO COMMUNICATION	52,790.40	57,915.52	5,125.12	51,965.60	0.00	7,227.69	59,193.29
0000322159	*SERVICEPERSON I (A)	34,777.60	36,337.60	1,560.00	36,303.84	2,987.67	0.00	39,291.51
0000326198	IT QUALITY ASSURANCE ENGINEER	91,018.46	91,018.46	0.00	88,632.98	0.00	5,887.26	94,520.24
0000305856	REDUCED FARE REPRESENTATIVE	27,514.50	33,852.00	6,337.50	29,632.12	1,676.47	1,100.69	32,409.28
0000302325	*INSPECTOR	47,112.00	48,526.40	1,414.40	52,020.45	20,903.25	225.00	73,148.70
0000335739	*BUS OPERATOR	31,096.00	35,443.20	4,347.20	32,629.05	4,687.82	0.00	37,316.87
0000335872	CONTRACT SPECIALIST III	72,139.34	72,139.34	0.00	72,139.47	0.00	0.00	72,139.47
0000313012	MGR ARCHITECTURE	99,718.32	99,718.32	0.00	99,719.59	0.00	0.00	99,719.59
0000323024	*INSPECTOR	47,112.00	48,526.40	1,414.40	49,528.93	13,012.51	225.00	62,766.44
0000334178	*BUS OPERATOR	34,403.20	38,875.20	4,472.00	35,301.87	3,209.80	0.00	38,511.67
0000311394	*JOURNEYMAN ET-RAIL CAR MAINT	47,860.80	49,296.00	1,435.20	48,854.21	276.13	225.00	49,355.34
0000334485	*BUS OPERATOR	31,096.00	35,443.20	4,347.20	35,774.90	15,895.45	0.00	51,670.35
0000332720	SUPV CAR REPAIR INSPECTION	46,321.60	58,968.00	12,646.40	55,740.52	5,184.32	0.00	60,924.84
0000334994	ADMINISTRATIVE ASSISTANT	36,640.50	36,640.50	0.00	36,640.34	41.04	657.65	37,339.03
0000303973	*JOURNEYMAN ET-TRAIN CONTROL	47,860.80	49,296.00	1,435.20	52,558.84	43,031.67	225.00	95,815.51
0000305168	*BUS OPERATOR	44,408.00	45,739.20	1,331.20	40,269.19	13,141.84	0.00	53,411.03
0000323022	*JOURNEYMAN ET-TELEPHONE MAINT	47,860.80	49,296.00	1,435.20	52,760.19	37,423.01	225.00	90,408.20
0000323243	*BUS OPERATOR	44,408.00	45,739.20	1,331.20	45,818.56	13,627.73	532.69	59,978.98
0000333105	*BUS OPERATOR	34,403.20	38,875.20	4,472.00	37,620.86	3,725.18	0.00	41,346.04
0000321836	*BUS OPERATOR	44,408.00	45,739.20	1,331.20	45,899.13	10,305.10	188.31	56,392.54
0000303083	*BUS OPERATOR	44,408.00	45,739.20	1,331.20	47,878.79	19,027.73	0.00	66,906.52
0000317785	*BUS OPERATOR	44,408.00	45,739.20	1,331.20	42,793.53	355.50	0.00	43,149.03
0000330980	*RAIL OPERATOR	37,752.00	42,328.00	4,576.00	43,376.59	24,669.44	0.00	68,046.03
0000335210	BUILDING MAINT SPEC I	41,896.14	41,905.50	9.36	41,740.52	0.00	161.14	41,901.66
0000326715	*BUS OPERATOR	44,408.00	45,739.20	1,331.20	46,883.40	5,572.73	0.00	52,456.13
0000320428	*BUS OPERATOR	37,752.00	42,328.00	4,576.00	39,503.47	3,937.43	0.00	43,440.90

## MARTOC REPORT

EE NUMBER	TITLE	FY 16	FY 17	DIFFERENCE	REGULAR	OVERTIME	OTHER	TOTAL
		BASE SALARY	BASE SALARY	+/-	EARNINGS	EARNINGS	EARNINGS	EARNINGS
0000334379	*JOURNEYMAN ELEC POWER ELECT	44,886.40	47,715.20	2,828.80	44,422.60	11,008.83	225.00	55,656.43
0000327455	*BUS OPERATOR	44,408.00	45,739.20	1,331.20	46,913.47	14,112.84	0.00	61,026.31
0000328291	*BUS OPERATOR	44,408.00	45,739.20	1,331.20	46,338.04	7,724.56	0.00	54,062.60
0000330915	*BUS OPERATOR	37,752.00	42,328.00	4,576.00	43,475.71	12,577.18	0.00	56,052.89
0000302913	*MATERIAL CONTROLLER	46,300.80	47,694.40	1,393.60	45,558.63	814.56	0.00	46,373.19
0000320171	WIRELESS DEVICES ADMINISTRATOR	62,701.08	62,701.08	0.00	62,701.98	0.00	3,054.68	65,756.66
0000302935	TRANSIT POLICE OFFICER SR (DATE LAST EMPLOYED 2017-02-01 00:02:00)	56,430.40	56,430.40	0.00	30,846.81	1,353.14	4,203.26	36,403.21
0000317666	GIS ANALYST III	75,616.84	75,616.84	0.00	75,617.13	0.00	0.00	75,617.13
0000321158	CHF COST ESTIMATOR	80,340.26	95,000.10	14,659.84	86,543.68	0.00	5,395.09	91,938.77
0000335307	*BUS OPERATOR	31,096.00	35,443.20	4,347.20	23,457.77	1,876.14	0.00	25,333.91
0000305221	TRANSIT POLICE OFFICER SPECIAL	58,676.80	58,676.80	0.00	59,494.93	32,751.91	8,463.00	100,709.84
0000331584	*JOURNEYMAN ET-TRAIN CONTROL	47,860.80	49,296.00	1,435.20	48,946.25	17,680.36	225.00	66,851.61
0000303721	*INSPECTOR	47,112.00	48,526.40	1,414.40	52,216.65	19,085.55	225.00	71,527.20
0000318898	*BUS OPERATOR	44,408.00	45,739.20	1,331.20	26,406.79	2,747.79	0.00	29,154.58
0000334696	MECHANICAL ENGINEER IV	64,632.88	64,632.88	0.00	58,865.78	0.00	1,977.11	60,842.89
0000320167	*JOURNEYMAN ET-RADIO MAINT	47,860.80	49,296.00	1,435.20	48,486.07	10,613.46	225.00	59,324.53
0000333883	TRANSIT POLICE OFFICER	42,889.60	44,595.20	1,705.60	43,602.24	9,675.55	1,649.60	54,927.39
0000330686	*BUS OPERATOR	41,100.80	45,739.20	4,638.40	42,536.58	4,241.01	0.00	46,777.59
0000332890	*BUS OPERATOR	34,403.20	38,875.20	4,472.00	38,617.89	12,628.81	0.00	51,246.70
0000322926	*BUS OPERATOR	44,408.00	45,739.20	1,331.20	47,138.07	9,616.58	0.00	56,754.65
0000302242	SUPT RAIL LINE	66,629.68	66,629.68	0.00	70,911.67	0.00	6,677.24	77,588.91
0000323512	*BUS OPERATOR	44,408.00	45,739.20	1,331.20	45,838.56	4,009.29	0.00	49,847.85
0000324863	*BUS OPERATOR	44,408.00	45,739.20	1,331.20	38,374.76	3,816.82	0.00	42,191.58
0000303117	DATABASE ADMINISTRATOR II (DATE LAST EMPLOYED 2017-03-31 00:03:00)	63,242.92	63,242.92	0.00	48,648.61	0.00	4,071.25	52,719.86
0000337792	TRANSIT POLICE OFFICER	38,126.40	38,126.40	0.00	21,247.12	2,606.91	0.00	23,854.03
0000303537	*CUSTOMER INFORMATION OPERATOR (DATE LAST EMPLOYED 2017-01-01 00:01:00)	34,632.00	34,632.00	0.00	19,730.27	487.02	0.00	20,217.29
0000331115	*BUS OPERATOR	37,752.00	42,328.00	4,576.00	42,452.07	6,392.06	204.13	49,048.26
0000334842	*BUS OPERATOR	31,096.00	35,443.20	4,347.20	35,035.83	7,410.51	0.00	42,446.34
0000323019	*BUS OPERATOR	44,408.00	45,739.20	1,331.20	45,239.33	5,200.01	0.00	50,439.34
0000317769	*JOURNEYMAN RAIL CAR MECHANIC	47,860.80	49,296.00	1,435.20	49,220.03	5,979.76	225.00	55,424.79
0000316942	OFFICE ADMINISTRATOR II	58,916.26	58,916.26	0.00	58,916.44	0.00	1,133.01	60,049.45
0000333080	AGM HUMAN RESOURCES	154,500.32	154,500.32	0.00	159,000.29	0.00	0.00	159,000.29
0000302942	SUPV BUS TRANSPORTATION	52,790.40	52,790.40	0.00	53,848.60	19,531.93	5,228.28	78,608.81
0000330985	*RAIL OPERATOR	37,752.00	42,328.00	4,576.00	43,007.53	6,264.28	0.00	49,271.81

## MARTOC REPORT

EE NUMBER	TITLE	FY 16	FY 17	DIFFERENCE	REGULAR	OVERTIME	OTHER	TOTAL
		BASE SALARY	BASE SALARY	+/-	EARNINGS	EARNINGS	EARNINGS	EARNINGS
0000303163	MAINTENANCE PLANNER-RAIL	57,262.40	57,262.40	0.00	58,138.74	5,047.69	2,184.24	65,370.67
0000302355	SUPV BUS MAINTENANCE	57,262.40	57,262.40	0.00	57,486.34	10,892.96	6,607.20	74,986.50
0000331309	*JOURNEYMAN TRACK MECHANIC	47,860.80	49,296.00	1,435.20	49,521.58	10,380.44	225.00	60,127.02
0000302127	*JOURNEYMAN ET-RAIL CAR MAINT	47,860.80	49,296.00	1,435.20	51,799.49	8,473.49	225.00	60,497.98
0000302135	*JOURNEYMAN SUPPORT EQUIPMENT	47,860.80	49,296.00	1,435.20	48,587.31	1,337.52	225.00	50,149.83
0000306416	*BUS OPERATOR	44,408.00	45,739.20	1,331.20	44,996.44	944.79	0.00	45,941.23
0000320832	*BUS OPERATOR	44,408.00	45,739.20	1,331.20	50,559.95	7,275.54	0.00	57,835.49
0000322735	MGR SYSTEMS ENGINEERING (DATE LAST EMPLOYED 2016-11-18 00:11:00)	99,718.32	99,718.32	0.00	20,843.08	0.00	21,771.58	42,614.66
0000315140	MGR ACCOUNTING	96,666.18	96,666.18	0.00	95,552.23	0.00	1,115.39	96,667.62
0000315066	*BUS OPERATOR	44,408.00	45,739.20	1,331.20	47,814.38	21,195.85	0.00	69,010.23
0000319681	IT ANALYST	68,575.52	68,575.52	0.00	68,048.46	0.00	527.51	68,575.97
0000337287	*BUS OPERATOR	32,032.00	32,032.00	0.00	25,379.70	1,627.91	0.00	27,007.61
0000328834	*BUS OPERATOR	41,100.80	45,739.20	4,638.40	46,564.35	5,527.19	0.00	52,091.54
0000337511	MGR DIVERSITY & INCLUSION	84,848.40	84,848.40	0.00	55,401.69	0.00	0.00	55,401.69
0000322512	*MATERIAL CONTROLLER	42,556.80	44,761.60	2,204.80	43,220.65	1,002.72	0.00	44,223.37
0000320422	*SERVICEPERSON I (A)	34,715.20	34,715.20	0.00	26,174.42	781.85	0.00	26,956.27
0000302256	SUPT BUS MAINTENANCE GARAGE	67,994.94	67,994.94	0.00	67,994.99	0.00	6,538.68	74,533.67
0000302550	SUPT RAIL LINE	65,563.94	65,563.94	0.00	64,555.31	0.00	7,464.24	72,019.55
0000329828	*HOSTLER JUNIOR APPRENTICE	35,276.80	38,272.00	2,995.20	32,944.88	4,152.46	0.00	37,097.34
0000332205	*BUS OPERATOR	37,752.00	42,328.00	4,576.00	37,211.31	13,430.66	0.00	50,641.97
0000332702	*BUS OPERATOR	34,403.20	38,875.20	4,472.00	38,254.69	11,305.75	0.00	49,560.44
0000305368	CONTRACT PROFESSIONAL DISPATCH	0.00	0.00	0.00	66,587.40	19,293.00	0.00	85,880.40
0000303760	DIVISION DISPATCHER	53,310.40	53,310.40	0.00	55,632.21	15,676.63	5,331.04	76,639.88
0000303724	*JOURNEYMAN RAIL CAR MECHANIC	47,860.80	49,296.00	1,435.20	48,371.00	11,864.55	225.00	60,460.55
0000316111	*BUS OPERATOR	44,408.00	45,739.20	1,331.20	45,924.64	5,994.25	0.00	51,918.89
0000302826	*JOURNEYMAN RAIL CAR MECHANIC	47,860.80	49,296.00	1,435.20	47,864.79	5,919.34	225.00	54,009.13
0000303213	*JOURNEYMAN ET-TRAIN CONTROL	47,860.80	49,296.00	1,435.20	43,078.75	6,247.25	225.00	49,551.00
0000328469	*INSPECTOR	47,112.00	48,526.40	1,414.40	48,617.27	2,208.40	225.00	51,050.67
0000322579	SUPV PARKING SVC	29,835.00	29,835.00	0.00	30,225.15	2,784.62	1,224.00	34,233.77
0000315741	*RAIL STATION CLEANER	31,054.40	31,969.60	915.20	29,404.98	8,969.21	119.44	38,493.63
0000334407	*SERVICEPERSON IV	37,169.60	38,272.00	1,102.40	40,013.83	11,834.50	0.00	51,848.33
0000328832	*BUS OPERATOR	41,100.80	45,739.20	4,638.40	45,849.12	9,124.49	0.00	54,973.61
0000315202	FOREMAN TRAIN CONTROL	57,262.40	57,262.40	0.00	60,232.51	26,534.80	4,129.50	90,896.81
0000334851	*BUS OPERATOR	31,096.00	35,443.20	4,347.20	34,558.48	7,967.75	0.00	42,526.23
0000303699	*BUS OPERATOR	44,408.00	45,739.20	1,331.20	45,819.78	4,885.83	0.00	50,705.61

## MARTOC REPORT

EE NUMBER	TITLE	FY 16	FY 17	DIFFERENCE	REGULAR	OVERTIME	OTHER	TOTAL
		BASE SALARY	BASE SALARY	+/-	EARNINGS	EARNINGS	EARNINGS	EARNINGS
0000320676	SVC DESK SUPPORT AGENT	43,153.50	43,153.50	0.00	43,153.57	5,344.44	3,496.54	51,994.55
0000305187	*JOURNEYMAN ET-RADIO MAINT	47,860.80	49,296.00	1,435.20	54,352.93	11,346.87	225.00	65,924.80
0000335638	TRANSIT POLICE OFFICER	41,246.40	42,889.60	1,643.20	42,319.17	8,081.57	3,088.83	53,489.57
0000335286	CONTRACT PROFESSIONAL	0.00	0.00	0.00	26,158.97	1,768.56	0.00	27,927.53
0000331647	*BUS OPERATOR	37,752.00	42,328.00	4,576.00	42,218.93	20,590.06	0.00	62,808.99
0000332245	*BUS OPERATOR	37,752.00	42,328.00	4,576.00	38,783.18	7,538.26	0.00	46,321.44
0000323534	*JOURNEYMAN ET-COMPUTER MAINT	45,240.00	49,296.00	4,056.00	47,880.52	11,402.18	225.00	59,507.70
0000305204	*BUS OPERATOR	44,408.00	45,739.20	1,331.20	47,675.04	40,800.61	0.00	88,475.65
0000320321	CONTRACT SERVICES INSPECTOR	33,612.80	33,612.80	0.00	33,919.84	169.68	775.68	34,865.20
0000324726	*BUS OPERATOR	44,408.00	45,739.20	1,331.20	46,245.78	5,345.42	0.00	51,591.20
0000303197	*JOURNEYMAN OVERHAULER	47,860.80	49,296.00	1,435.20	48,261.75	138.06	225.00	48,624.81
0000306290	TRANSIT POLICE LIEUTENANT	82,721.60	82,721.60	0.00	80,317.14	10,340.28	10,658.36	101,315.78
0000332051	*RAIL OPERATOR	31,096.00	35,443.20	4,347.20	34,436.90	5,196.23	0.00	39,633.13
0000320776	BUS/RAIL APC AFC ANALYST III	57,454.02	57,454.02	0.00	51,164.30	1,558.16	441.96	53,164.42
0000327869	CJIT-CALL TAKER	38,542.40	38,542.40	0.00	40,481.57	7,236.56	0.00	47,718.13
0000314918	DISPATCHER-RAIL TRANSPORTATION	52,790.40	52,790.40	0.00	46,008.88	3,202.65	0.00	49,211.53
0000303695	*BUS OPERATOR	44,408.00	45,739.20	1,331.20	48,164.66	12,010.82	0.00	60,175.48
0000322148	SUPV BUS MAINTENANCE	57,262.40	57,262.40	0.00	54,689.39	12,533.43	0.00	67,222.82
0000335551	*BUS OPERATOR	31,096.00	35,443.20	4,347.20	33,570.44	11,288.69	0.00	44,859.13
0000311602	*BUS OPERATOR	44,408.00	45,739.20	1,331.20	39,958.22	2,014.44	0.00	41,972.66
0000337575	*BUS OPERATOR	32,032.00	32,032.00	0.00	18,367.50	3,784.28	0.00	22,151.78
0000302994	*DATA SYSTEM CLAIMS CLERK	34,632.00	35,672.00	1,040.00	35,564.40	0.00	0.00	35,564.40
0000330150	TRANSIT POLICE OFFICER SR	56,430.40	56,430.40	0.00	58,003.96	9,726.16	0.00	67,730.12
0000334247	MGR ITS APPLICATIONS	106,470.00	106,470.00	0.00	106,471.19	0.00	1,229.60	107,700.79
0000305926	TRANSIT POLICE OFFICER SR	56,430.40	56,430.40	0.00	48,539.17	11,089.41	5,351.40	64,979.98
0000317199	TRANSIT POLICE SERGEANT	67,912.00	67,912.00	0.00	70,768.95	43,036.92	6,816.02	120,621.89
0000318415	*JOURNEYMAN ELEC POWER ELECT (DATE LAST EMPLOYED 2017-05-26 00:05:00)	47,860.80	47,860.80	0.00	36,210.13	1,610.73	225.00	38,045.86
0000329789	CONTRACT PROFESSIONAL	0.00	0.00	0.00	50,815.05	896.10	0.00	51,711.15
0000331116	*RAIL OPERATOR	37,752.00	42,328.00	4,576.00	42,066.05	7,768.22	0.00	49,834.27
0000302850	*BUS OPERATOR	44,408.00	45,739.20	1,331.20	38,879.23	2,908.91	0.00	41,788.14
0000322332	*JOURNEYMAN SUPPORT EQUIPMENT	47,860.80	49,296.00	1,435.20	49,220.68	2,634.43	225.00	52,080.11
0000337240	*BUS OPERATOR	32,032.00	32,032.00	0.00	26,558.33	2,462.79	0.00	29,021.12
0000332336	MGR CONTRACTS	95,736.68	105,310.40	9,573.72	95,736.81	0.00	3,314.97	99,051.78
0000323208	TRANSIT POLICE OFFICER SR	56,430.40	56,430.40	0.00	55,467.32	15,759.25	3,798.20	75,024.77

## MARTOC REPORT

EE NUMBER	TITLE	FY 16	FY 17	DIFFERENCE	REGULAR	OVERTIME	OTHER	TOTAL
		BASE SALARY	BASE SALARY	+/-	EARNINGS	EARNINGS	EARNINGS	EARNINGS
0000320210	*BUS OPERATOR	44,408.00	45,739.20	1,331.20	46,305.72	14,727.79	0.00	61,033.51
0000335203	*INSPECTOR	43,284.80	45,260.80	1,976.00	43,948.51	12,218.59	225.00	56,392.10
0000330553	*BUS OPERATOR	41,100.80	45,739.20	4,638.40	41,650.51	4,141.95	0.00	45,792.46
0000334495	*BUS OPERATOR	31,096.00	35,443.20	4,347.20	35,411.12	4,961.12	0.00	40,372.24
0000333341	*TRAFFIC CHECKER	28,953.60	29,827.20	873.60	29,570.40	12,893.41	0.00	42,463.81
0000302116	SUPT CONTROL CENTER	73,257.60	84,920.42	11,662.82	75,126.45	8,673.02	10,378.36	94,177.83
0000321480	*BUS OPERATOR	44,408.00	45,739.20	1,331.20	46,474.51	7,850.09	198.13	54,522.73
0000322221	*RAIL STATION CLEANER	31,054.40	31,969.60	915.20	30,583.04	3,672.78	0.00	34,255.82
0000315198	TRANSIT POLICE LIEUTENANT (DATE LAST EMPLOYED 2017-04-13 00:04:00)	71,032.00	73,881.60	2,849.60	60,117.67	5,827.22	14,210.49	80,155.38
0000303499	TRANSIT POLICE OFFICER SPECIAL	58,676.80	58,676.80	0.00	60,933.60	50,270.31	2,821.00	114,024.91
0000331399	*BUS OPERATOR	37,752.00	42,328.00	4,576.00	41,214.55	4,554.43	0.00	45,768.98
0000320950	SR ASSOCIATE COUNSEL	98,312.76	98,312.76	0.00	98,312.99	0.00	0.00	98,312.99
0000304422	SUPV BUS TRANSPORTATION	52,790.40	56,888.00	4,097.60	59,839.11	7,525.55	3,318.67	70,683.33
0000328459	*INSPECTOR	47,112.00	47,112.00	0.00	30,617.13	1,285.51	225.00	32,127.64
0000320485	SUPV BUS TRANSPORTATION	52,790.40	52,790.40	0.00	53,700.91	4,926.38	761.40	59,388.69
0000303390	*SERVICEPERSON I	34,777.60	35,817.60	1,040.00	37,874.82	5,941.46	0.00	43,816.28
0000337289	*BUS OPERATOR	32,032.00	32,032.00	0.00	24,770.43	8,662.89	0.00	33,433.32
0000331662	*BUS OPERATOR	37,752.00	42,328.00	4,576.00	38,784.73	1,969.93	0.00	40,754.66
0000335315	*BUS OPERATOR	31,096.00	35,443.20	4,347.20	33,460.51	5,121.47	0.00	38,581.98
0000334699	*BUS OPERATOR	31,096.00	35,443.20	4,347.20	35,081.21	4,668.76	0.00	39,749.97
0000329430	ACCOUNTANT II	54,429.18	54,997.02	567.84	53,426.36	0.00	1,046.73	54,473.09
0000305880	*RAIL OPERATOR	44,408.00	45,739.20	1,331.20	51,787.30	29,109.55	0.00	80,896.85
0000320584	*MATERIAL CONTROLLER	46,300.80	47,694.40	1,393.60	48,049.91	183.65	0.00	48,233.56
0000335304	*BUS OPERATOR	31,096.00	35,443.20	4,347.20	31,457.41	7,972.19	0.00	39,429.60
0000304714	MAINTENANCE PLANNER BUS	55,910.40	55,910.40	0.00	46,851.01	1,117.11	9,139.20	57,107.32
0000305191	*SERVICEPERSON I (A)	35,276.80	36,337.60	1,060.80	37,881.15	22,234.56	0.00	60,115.71
0000334988	*BUS OPERATOR	31,096.00	35,443.20	4,347.20	34,365.99	5,463.37	0.00	39,829.36
0000328479	*BUS OPERATOR	44,408.00	45,739.20	1,331.20	45,649.99	11,956.64	0.00	57,606.63
0000304022	*REVENUE AGENT	45,136.00	46,488.00	1,352.00	46,167.94	2,083.21	0.00	48,251.15
0000303124	*BUS OPERATOR	44,408.00	45,739.20	1,331.20	36,409.29	3,172.52	0.00	39,581.81
0000315243	*BUS OPERATOR	44,408.00	45,739.20	1,331.20	44,463.21	14,876.05	0.00	59,339.26
0000322131	*BUS OPERATOR	44,408.00	45,739.20	1,331.20	47,246.91	8,468.15	0.00	55,715.06
0000335377	*SERVICEPERSON IV	35,276.80	38,272.00	2,995.20	37,913.65	11,471.54	271.36	49,656.55
0000303471	*JOURNEYMAN ET-TELEPHONE MAINT	47,860.80	49,296.00	1,435.20	57,510.89	647.16	225.00	58,383.05
0000337238	*BUS OPERATOR	32,032.00	32,032.00	0.00	26,527.48	3,516.34	0.00	30,043.82

## MARTOC REPORT

EE NUMBER	TITLE	FY 16	FY 17	DIFFERENCE	REGULAR	OVERTIME	OTHER	TOTAL
		BASE SALARY	BASE SALARY	+/-	EARNINGS	EARNINGS	EARNINGS	EARNINGS
0000323415	*RAIL OPERATOR	44,408.00	45,739.20	1,331.20	45,780.74	5,570.20	0.00	51,350.94
0000320655	*BUS OPERATOR	44,408.00	45,739.20	1,331.20	43,499.63	13,828.48	225.25	57,553.36
0000335493	TRANSIT POLICE OFFICER SR	50,169.60	52,187.20	2,017.60	55,818.90	23,494.07	1,003.60	80,316.57
0000303099	*BUS OPERATOR	44,408.00	45,739.20	1,331.20	48,656.11	15,340.76	0.00	63,996.87
0000316471	*MATERIAL CONTROLLER	41,849.60	41,849.60	0.00	22,979.04	366.38	0.00	23,345.42
0000323657	*BUS OPERATOR	44,408.00	45,739.20	1,331.20	46,044.75	2,132.00	0.00	48,176.75
0000303178	*BUS OPERATOR (DATE LAST EMPLOYED 2017-05-01 00:05:00)	44,408.00	44,408.00	0.00	37,629.37	8,097.62	0.00	45,726.99
0000314819	*BUS OPERATOR	44,408.00	45,739.20	1,331.20	46,498.99	7,738.04	0.00	54,237.03
0000321978	RIDESTORE ASSISTANT	30,829.50	30,829.50	0.00	30,866.09	1,728.50	1,649.15	34,243.74
0000321040	*JOURNEYMAN RAIL CAR MECHANIC	47,860.80	49,296.00	1,435.20	48,769.77	21,451.08	225.00	70,445.85
0000314232	AGM TECHNOLOGY	148,526.30	148,526.30	0.00	147,955.32	0.00	6,664.65	154,619.97
0000316314	RAIL SERVICES CONTROLLER	73,257.60	73,257.60	0.00	70,065.54	4,815.56	8,024.18	82,905.28
0000336160	DIR SAFETY	80,000.18	111,000.24	31,000.06	88,808.65	0.00	0.00	88,808.65
0000302005	*BUS OPERATOR	44,408.00	45,739.20	1,331.20	40,550.99	932.28	170.81	41,654.08
0000320314	*SERVICEPERSON I	34,777.60	35,817.60	1,040.00	35,320.84	3,360.72	0.00	38,681.56
0000328461	SUPV CAR REPAIR INSPECTION	47,112.00	58,968.00	11,856.00	56,047.08	4,686.96	0.00	60,734.04
0000306423	*JOURNEYMAN ET-RAIL CAR MAINT	47,860.80	49,296.00	1,435.20	49,462.92	759.35	225.00	50,447.27
0000335546	FOREMAN COMMUNICATION	43,284.80	57,262.40	13,977.60	49,455.60	12,087.30	450.00	61,992.90
0000306200	PERFORMANCE ANALYST (DATE LAST EMPLOYED 2017-03-01 00:03:00)	68,575.78	68,575.78	0.00	44,838.14	0.00	15,154.60	59,992.74
0000314986	*INSPECTOR	45,240.00	48,526.40	3,286.40	42,214.18	8,054.75	225.00	50,493.93
0000333469	*INSPECTOR	44,408.00	46,592.00	2,184.00	46,889.18	18,056.29	225.00	65,170.47
0000329112	BUYER PLANNER III	58,109.22	68,653.00	10,543.78	68,320.82	0.00	0.00	68,320.82
0000320105	CONTRACT EMP PT POLICE OFFICER	33,475.00	33,475.00	0.00	25,441.01	0.00	0.00	25,441.01
0000324897	MGR EXEC OFFICE ADMINISTRATION	91,163.54	91,163.54	0.00	90,823.25	0.00	10,508.67	101,331.92
0000303175	*MATERIAL CONTROLLER	46,300.80	47,694.40	1,393.60	46,945.45	2,362.39	0.00	49,307.84
0000305510	SUPV BUS TRANSPORTATION	56,014.40	56,014.40	0.00	57,308.09	6,913.17	0.00	64,221.26
0000334345	*BUS OPERATOR	31,096.00	35,443.20	4,347.20	35,403.06	10,049.06	0.00	45,452.12
0000303956	*TRACK MAINTAINER	47,112.00	48,526.40	1,414.40	52,139.38	22,066.85	0.00	74,206.23
0000337229	*BUS OPERATOR	32,032.00	32,032.00	0.00	26,755.30	3,260.23	0.00	30,015.53
0000306551	*JOURNEYMAN PAINTER (DATE LAST EMPLOYED 2017-06-01 00:06:00)	47,860.80	47,860.80	0.00	46,917.75	3,166.77	225.00	50,309.52
0000303198	*BUS OPERATOR	44,408.00	45,739.20	1,331.20	46,623.82	43,694.08	0.00	90,317.90
0000332477	CHF CORPORATE LAW	114,365.16	114,365.16	0.00	113,121.37	0.00	0.00	113,121.37
0000334679	SUPV RAIL LINE	57,262.40	57,262.40	0.00	57,896.42	5,871.60	0.00	63,768.02
0000303788	CONTRACT PROFESSIONAL	0.00	0.00	0.00	156,354.00	906.40	0.00	157,260.40

## MARTOC REPORT

EE NUMBER	TITLE	FY 16	FY 17	DIFFERENCE	REGULAR	OVERTIME	OTHER	TOTAL
		BASE SALARY	BASE SALARY	+/-	EARNINGS	EARNINGS	EARNINGS	EARNINGS
0000331053	*RAIL STATION CLEANER	31,054.40	31,969.60	915.20	31,335.87	1,242.93	0.00	32,578.80
0000323736	*SERVICEPERSON IV	37,169.60	38,272.00	1,102.40	36,808.60	516.03	0.00	37,324.63
0000337235	TRANSIT POLICE OFFICER SR	50,169.60	50,169.60	0.00	45,814.96	23,992.77	1,190.10	70,997.83
0000338060	TRANSIT POLICE OFFICER SR	54,267.20	54,267.20	0.00	19,784.80	2,964.51	0.00	22,749.31
0000334471	*BUS OPERATOR	31,096.00	35,443.20	4,347.20	35,867.00	19,825.55	0.00	55,692.55
0000304979	*JOURNEYMAN OVERHAULER	47,860.80	49,296.00	1,435.20	48,667.19	4,736.70	225.00	53,628.89
0000324186	*RAIL STATION CLEANER	37,169.60	31,969.60	-5,200.00	41,322.35	15,393.19	0.00	56,715.54
0000332755	*RAIL OPERATOR	34,403.20	38,875.20	4,472.00	40,426.62	20,786.00	0.00	61,212.62
0000304128	SR DIR TREAS CAP PRG TREASURER	141,110.32	141,110.32	0.00	141,110.58	0.00	4,341.86	145,452.44
0000334592	*BUS OPERATOR	31,096.00	35,443.20	4,347.20	35,253.88	9,761.35	0.00	45,015.23
0000335329	*BUS OPERATOR	27,664.00	32,032.00	4,368.00	27,233.07	4,612.88	0.00	31,845.95
0000303479	*BUS OPERATOR	44,408.00	45,739.20	1,331.20	37,626.42	1,690.04	0.00	39,316.46
0000335162	OFFICE ADMINISTRATOR II (DATE LAST EMPLOYED 2017-02-08 00:02:00)	54,129.14	54,129.14	0.00	33,782.19	0.00	2,082.45	35,864.64
0000332092	BUSINESS ANALYST III	79,023.36	79,023.36	0.00	79,023.53	0.00	2,026.24	81,049.77
0000330454	*RAIL STATION CLEANER	31,054.40	31,969.60	915.20	31,877.04	7,127.22	0.00	39,004.26
0000330923	TRANSIT POLICE OFFICER SR	46,384.00	46,384.00	0.00	42,344.20	23,565.55	2,051.60	67,961.35
0000335515	*JOURNEYMAN RAIL CAR MECHANIC	44,886.40	46,592.00	1,705.60	46,574.63	16,904.54	450.00	63,929.17
0000316222	*JOURNEYMAN MACHINIST	47,860.80	49,296.00	1,435.20	50,551.93	20,070.56	225.00	70,847.49
0000304301	*BUS OPERATOR	44,408.00	45,739.20	1,331.20	46,828.28	14,010.10	0.00	60,838.38
0000330526	CHF FINANCIAL OFFICER	246,376.26	246,376.26	0.00	269,876.64	0.00	0.00	269,876.64
0000315747	CONTRACT EMP PT POLICE OFFICER	0.00	0.00	0.00	53,173.75	386.25	0.00	53,560.00
0000324011	CRIMINAL JUSTICE INFO TECH REC	31,657.60	31,657.60	0.00	31,755.00	2,079.48	2,728.19	36,562.67
0000305695	TRANSIT SERVICE SPECIALIST	37,654.50	37,654.50	0.00	37,691.77	2,898.07	2,761.54	43,351.38
0000327739	DEPARTMENT ADMINISTRATOR	44,805.28	54,938.00	10,132.72	48,868.84	0.00	964.31	49,833.15
0000327639	SR ASSOCIATE COUNSEL	98,664.02	98,664.02	0.00	98,664.12	0.00	4,553.73	103,217.85
0000321619	*BUS OPERATOR	44,408.00	45,739.20	1,331.20	40,342.61	2,599.21	0.00	42,941.82
0000332115	*BUS OPERATOR	37,752.00	42,328.00	4,576.00	39,947.65	10,062.59	0.00	50,010.24
0000305674	PARKING SERVICES ADMINISTRATOR	36,250.50	52,000.52	15,750.02	50,611.30	0.00	6,937.94	57,549.24
0000324947	*JOURNEYMAN ET-RADIO MAINT	47,860.80	49,296.00	1,435.20	52,280.10	15,946.04	225.00	68,451.14
0000333589	*RAIL OPERATOR	32,032.00	32,032.00	0.00	17,880.70	2,620.41	0.00	20,501.11
0000336095	*BUS OPERATOR	35,443.20	35,443.20	0.00	27,935.76	2,193.00	0.00	30,128.76
0000304146	*RAIL OPERATOR	44,408.00	45,739.20	1,331.20	50,141.62	44,242.70	0.00	94,384.32
0000320976	TRANSIT POLICE SERGEANT	65,291.20	67,912.00	2,620.80	69,456.28	11,923.34	881.55	82,261.17
0000334124	*TRACK MAINTAINER	43,284.80	44,574.40	1,289.60	44,968.05	10,738.04	0.00	55,706.09
0000334755	*BUS OPERATOR	32,032.00	32,032.00	0.00	25,183.09	2,570.86	0.00	27,753.95



## MARTOC REPORT

EE NUMBER	TITLE	FY 16	FY 17	DIFFERENCE	REGULAR	OVERTIME	OTHER	TOTAL
		BASE SALARY	BASE SALARY	+/-	EARNINGS	EARNINGS	EARNINGS	EARNINGS
0000323713	*BUS OPERATOR	44,408.00	45,739.20	1,331.20	42,552.59	10,085.41	0.00	52,638.00
0000332899	*BUS OPERATOR	34,403.20	38,875.20	4,472.00	25,602.61	4,613.92	0.00	30,216.53
0000320362	*RAIL STATION CLEANER	31,054.40	31,969.60	915.20	30,746.10	2,463.45	0.00	33,209.55
0000317428	*SERVICEPERSON I	34,777.60	35,817.60	1,040.00	37,456.74	3,342.82	0.00	40,799.56
0000304080	*RAIL STATION CLEANER	31,054.40	31,969.60	915.20	31,328.36	688.66	0.00	32,017.02
0000332344	MGR COMMUNICATIONS (DATE LAST EMPLOYED 2017-04-13 00:04:00)	91,993.98	101,193.30	9,199.32	80,533.97	0.00	16,122.96	96,656.93
0000333331	OFFICE ADMINISTRATOR II	57,409.30	57,409.30	0.00	48,999.82	0.00	3,636.10	52,635.92
0000318787	*JOURNEYMAN RAIL CAR MECHANIC	47,860.80	49,296.00	1,435.20	49,738.31	8,447.60	225.00	58,410.91
0000305627	*BUS OPERATOR	44,408.00	45,739.20	1,331.20	46,324.23	11,807.45	0.00	58,131.68
0000326726	*BUS OPERATOR	44,408.00	45,739.20	1,331.20	46,552.47	6,935.44	0.00	53,487.91
0000329219	*HOSTLER JUNIOR APPRENTICE	37,169.60	38,272.00	1,102.40	38,363.11	10,119.00	0.00	48,482.11
0000305333	*RAIL OPERATOR	37,752.00	42,328.00	4,576.00	39,435.32	8,731.49	0.00	48,166.81
0000323123	QA ENGINEER	78,252.20	78,252.20	0.00	77,349.33	0.00	1,805.82	79,155.15
0000322930	SUPV BUS TRANSPORTATION	52,790.40	52,790.40	0.00	51,852.49	1,610.00	609.12	54,071.61
0000305425	SPECIFICATIONS TECH SPECIALIST	60,372.26	60,372.26	0.00	60,373.41	0.00	3,018.62	63,392.03
0000308759	PROJECT CONTROLS ANALYST	63,259.30	63,259.30	0.00	63,259.60	0.00	3,649.62	66,909.22
0000335942	MGR IT PROJECT MGMT (DATE LAST EMPLOYED 2017-01-03 00:01:00)	114,330.32	114,330.32	0.00	58,924.20	0.00	1,430.01	60,354.21
0000321365	DISPATCHER RADIO COMMUNICATION	52,790.40	52,790.40	0.00	56,302.97	24,518.95	786.78	81,608.70
0000335047	TRANSIT POLICE OFFICER	41,246.40	42,889.60	1,643.20	43,016.69	26,507.54	3,711.60	73,235.83
0000316650	DIVISION DISPATCHER	52,790.40	52,790.40	0.00	54,037.55	19,462.23	812.16	74,311.94
0000334973	*BUS OPERATOR	31,096.00	35,443.20	4,347.20	34,802.23	4,708.27	0.00	39,510.50
0000331658	*BUS OPERATOR	37,752.00	42,328.00	4,576.00	38,523.97	1,412.15	0.00	39,936.12
0000321039	*SERVICEPERSON VII GROUNDSKEEPR	35,276.80	36,337.60	1,060.80	35,869.52	0.00	0.00	35,869.52
0000304103	TRANSIT POLICE LIEUTENANT	82,721.60	82,721.60	0.00	80,355.30	6,283.67	5,011.02	91,649.99
0000304930	*MATERIAL CONTROLLER	46,300.80	47,694.40	1,393.60	46,544.14	1,885.72	0.00	48,429.86
0000305904	*JOURNEYMAN RAIL CAR MECHANIC	47,860.80	49,296.00	1,435.20	22,006.86	3,382.49	225.00	25,614.35
0000305372	*BUS OPERATOR	44,408.00	45,739.20	1,331.20	45,953.60	7,314.94	0.00	53,268.54
0000328134	TRANSIT POLICE OFFICER SR	46,384.00	48,256.00	1,872.00	48,132.98	22,875.50	1,283.00	72,291.48
0000334692	*STATION AGENT	36,940.80	41,828.80	4,888.00	41,556.34	14,290.42	0.00	55,846.76
0000316163	SUPPORT ANALYST II	49,738.00	49,738.00	0.00	41,640.19	0.00	4,973.92	46,614.11
0000323616	*BUS OPERATOR	44,408.00	45,739.20	1,331.20	46,032.48	1,610.02	0.00	47,642.50
0000302059	*BUS OPERATOR	44,408.00	45,739.20	1,331.20	49,389.81	19,604.53	0.00	68,994.34
0000304440	FOREMAN POWER	57,262.40	57,262.40	0.00	60,774.94	12,173.07	220.24	73,168.25
0000334380	TRANSIT POLICE OFFICER SR	41,246.40	44,595.20	3,348.80	43,379.78	17,190.99	1,586.40	62,157.17

## MARTOC REPORT

EE NUMBER	TITLE	FY 16	FY 17	DIFFERENCE	REGULAR	OVERTIME	OTHER	TOTAL
		BASE SALARY	BASE SALARY	+/-	EARNINGS	EARNINGS	EARNINGS	EARNINGS
0000336153	*JOURNEYMAN ET-RAIL CAR MAINT	43,284.80	46,592.00	3,307.20	44,874.18	3,704.11	450.00	49,028.29
0000303138	*BUS OPERATOR	44,408.00	45,739.20	1,331.20	47,284.04	15,178.40	0.00	62,462.44
0000329830	SUPV RAIL LINE	57,262.40	57,262.40	0.00	57,945.45	8,837.14	0.00	66,782.59
0000334897	ACCOUNTANT III (DATE LAST EMPLOYED 2017-02-24 00:02:00)	59,158.84	59,158.84	0.00	38,680.86	0.00	10,486.64	49,167.50
0000302554	*INSPECTOR	47,112.00	48,526.40	1,414.40	48,141.62	15,917.38	225.00	64,284.00
0000321899	*BUS OPERATOR	44,408.00	45,739.20	1,331.20	35,525.44	4,288.53	0.00	39,813.97
0000304343	MGR ACCOUNTING	96,666.18	96,666.18	0.00	94,457.58	0.00	9,110.45	103,568.03
0000306252	*BUS OPERATOR	44,408.00	45,739.20	1,331.20	46,326.47	4,794.55	0.00	51,121.02
0000333671	*BUS OPERATOR	34,403.20	38,875.20	4,472.00	36,618.36	13,238.71	132.32	49,989.39
0000331377	FOREMAN POWER	55,577.60	55,577.60	0.00	57,795.36	15,524.32	0.00	73,319.68
0000334384	TRANSIT POLICE OFFICER SR	56,430.40	56,430.40	0.00	56,430.40	12,707.07	6,511.20	75,648.67
0000306507	*BUS OPERATOR	44,408.00	45,739.20	1,331.20	49,612.81	22,431.73	0.00	72,044.54
0000327864	*RAIL OPERATOR	44,408.00	45,739.20	1,331.20	47,213.83	17,592.11	0.00	64,805.94
0000335218	*BUS OPERATOR	31,096.00	35,443.20	4,347.20	34,574.88	14,148.99	0.00	48,723.87
0000306241	SR EVALUATION ANALYST	66,518.92	66,518.92	0.00	66,519.18	0.00	9,057.88	75,577.06
0000335379	*BUS OPERATOR	31,096.00	35,443.20	4,347.20	32,345.58	4,410.93	0.00	36,756.51
0000335425	ADMINISTRATIVE ASSISTANT	36,640.50	36,640.50	0.00	27,728.67	249.29	0.00	27,977.96
0000321841	MGR AUDIT	86,416.20	86,416.20	0.00	86,417.23	0.00	3,212.91	89,630.14
0000302037	*BUS OPERATOR	44,408.00	45,739.20	1,331.20	47,572.46	15,204.00	0.00	62,776.46
0000306092	*BUS OPERATOR (DATE LAST EMPLOYED 2017-02-01 00:02:00)	44,408.00	44,408.00	0.00	25,534.60	0.00	0.00	25,534.60
0000337883	DIR INFORMATION TECH AUDIT	146,000.14	146,000.14	0.00	66,673.52	0.00	0.00	66,673.52
0000322334	*INSPECTOR	47,112.00	48,526.40	1,414.40	47,630.07	637.07	225.00	48,492.14
0000302492	*REVENUE AGENT	45,136.00	46,488.00	1,352.00	45,322.30	219.73	0.00	45,542.03
0000302718	MGR CRIMINAL JUSTICE COMM/RECD	79,146.60	79,146.60	0.00	71,276.42	0.00	15,480.58	86,757.00
0000305660	FOREMAN TRAIN CONTROL	57,262.40	57,262.40	0.00	62,100.65	21,928.05	0.00	84,028.70
0000321835	*MATERIAL CONTROLLER	43,451.20	46,696.00	3,244.80	45,079.74	2,228.93	0.00	47,308.67
0000302269	INTERNAL COMM OUTREACH COORD	63,654.24	63,654.24	0.00	63,416.66	0.00	2,685.94	66,102.60
0000334782	*TRACK MAINTAINER	43,284.80	44,574.40	1,289.60	45,353.43	10,527.33	0.00	55,880.76
0000334881	*TRACK MAINTAINER	43,284.80	44,574.40	1,289.60	45,238.97	11,323.31	0.00	56,562.28
0000303087	ACCOUNTING SPECIALIST III	46,410.00	46,410.00	0.00	46,406.33	0.00	3,731.15	50,137.48
0000315331	*SERVICEPERSON I	34,777.60	35,817.60	1,040.00	35,517.30	3,962.64	0.00	39,479.94
0000335454	CUSTOMER CARE FIELD REP	41,827.50	41,827.50	0.00	41,829.53	1,067.49	0.00	42,897.02
0000302423	EMPLOYEE RELATIONS SPECIALIST	74,243.00	74,243.00	0.00	74,243.07	0.00	3,712.15	77,955.22
0000302280	INSTRUCTOR BUS OPERATIONS	58,344.00	58,344.00	0.00	59,108.88	10,458.38	0.00	69,567.26
0000329926	*JOURNEYMAN ET-TELEPHONE MAINT	44,574.40	44,574.40	0.00	70,838.26	15,321.27	0.00	86,159.53

## MARTOC REPORT

EE NUMBER	TITLE	FY 16	FY 17	DIFFERENCE	REGULAR	OVERTIME	OTHER	TOTAL
		BASE SALARY	BASE SALARY	+/-	EARNINGS	EARNINGS	EARNINGS	EARNINGS
0000327782	PARALEGAL	53,586.00	53,586.00	0.00	53,450.46	0.00	1,099.20	54,549.66
0000330158	TRANSIT POLICE OFFICER SR	52,187.20	54,267.20	2,080.00	54,164.70	9,190.37	2,649.45	66,004.52
0000331539	TRANSIT POLICE OFFICER SR	42,889.60	44,595.20	1,705.60	39,185.14	16,723.59	6,046.09	61,954.82
0000320837	TRANSIT POLICE SERGEANT	58,676.80	62,795.20	4,118.40	61,731.76	23,345.28	4,858.36	89,935.40
0000320501	*JOURNEYMAN BODY REPAIR	43,284.80	44,574.40	1,289.60	43,236.01	5,774.81	225.00	49,235.82
0000326657	*BUS OPERATOR	44,408.00	45,739.20	1,331.20	46,276.13	13,059.58	0.00	59,335.71
0000327838	*JOURNEYMAN SUPPORT EQUIPMENT	47,860.80	49,296.00	1,435.20	48,094.91	2,735.38	225.00	51,055.29
0000322017	CONTRACT EMP ADMIN SUPPORT	0.00	0.00	0.00	33,922.05	1,272.30	0.00	35,194.35
0000333880	*BUS OPERATOR	34,403.20	38,875.20	4,472.00	35,839.03	5,694.21	0.00	41,533.24
0000332125	*BUS OPERATOR	37,752.00	42,328.00	4,576.00	41,001.02	9,613.73	0.00	50,614.75
0000335863	*BUS OPERATOR	31,096.00	35,443.20	4,347.20	32,081.24	4,428.31	0.00	36,509.55
0000329418	*JOURNEYMAN RAIL CAR MECHANIC	47,860.80	49,296.00	1,435.20	50,031.61	25,549.80	225.00	75,806.41
0000306484	*BUS OPERATOR (DATE LAST EMPLOYED 2017-04-04 00:04:00)	44,408.00	44,408.00	0.00	36,247.22	1,373.89	0.00	37,621.11
0000331460	TRANSIT POLICE OFFICER SPECIAL	46,384.00	50,169.60	3,785.60	50,257.44	20,939.67	2,590.40	73,787.51
0000335879	TRANSIT POLICE OFFICER	36,670.40	39,665.60	2,995.20	37,938.65	4,356.00	0.00	42,294.65
0000322124	DIVISION DISPATCHER	52,790.40	52,790.40	0.00	53,393.03	3,686.09	3,654.72	60,733.84
0000303705	DIR RISK MANAGEMENT	104,817.44	104,817.44	0.00	104,828.24	0.00	4,837.73	109,665.97
0000336104	CONTRACT PROFESSIONAL	0.00	0.00	0.00	60,834.14	14,107.10	0.00	74,941.24
0000335862	*BUS OPERATOR	31,096.00	35,443.20	4,347.20	33,468.31	12,269.97	0.00	45,738.28
0000305207	CUSTOMER CARE REP	45,162.00	45,162.00	0.00	42,712.63	328.50	2,529.00	45,570.13
0000331923	*RAIL OPERATOR	37,752.00	42,328.00	4,576.00	39,614.32	5,051.74	0.00	44,666.06
0000320608	FOREMAN CUSTODIAL SERVICES	48,713.60	48,713.60	0.00	44,537.78	140.52	5,545.34	50,223.64
0000337867	CONTRACT PROFESSIONAL	120,003.00	120,003.00	0.00	54,001.35	92.31	0.00	54,093.66
0000304927	*BUS OPERATOR	44,408.00	45,739.20	1,331.20	45,453.57	4,450.25	0.00	49,903.82
0000318890	SR DIR MARKETING & SALES	104,794.56	109,794.62	5,000.06	106,526.55	0.00	3,224.45	109,751.00
0000327327	*BUS OPERATOR	32,032.00	32,032.00	0.00	28,523.78	4,610.45	156.98	33,291.21
0000335219	*BUS OPERATOR	31,096.00	35,443.20	4,347.20	30,710.77	1,399.73	0.00	32,110.50
0000302079	*BUS OPERATOR	44,408.00	45,739.20	1,331.20	44,571.84	1,185.36	184.26	45,941.46
0000326209	*JOURNEYMAN OVERHAULER	47,860.80	49,296.00	1,435.20	34,290.82	2,260.76	225.00	36,776.58
0000332664	*RAIL OPERATOR	34,403.20	38,875.20	4,472.00	37,416.38	17,409.49	0.00	54,825.87
0000334387	*RAIL OPERATOR	31,096.00	35,443.20	4,347.20	35,307.80	6,884.69	0.00	42,192.49
0000332670	*BUS OPERATOR	32,032.00	32,032.00	0.00	29,760.57	7,784.04	0.00	37,544.61
0000323515	*BUS OPERATOR	44,408.00	45,739.20	1,331.20	46,084.68	6,742.34	0.00	52,827.02
0000304018	SUPV RAIL LINE	57,262.40	57,262.40	0.00	57,450.04	16,152.23	5,506.00	79,108.27

## MARTOC REPORT

EE NUMBER	TITLE	FY 16	FY 17	DIFFERENCE	REGULAR	OVERTIME	OTHER	TOTAL
		BASE SALARY	BASE SALARY	+/-	EARNINGS	EARNINGS	EARNINGS	EARNINGS
0000335144	*SERVICEPERSON I	33,300.80	35,817.60	2,516.80	34,675.03	2,700.72	0.00	37,375.75
0000323244	*BUS OPERATOR	44,408.00	45,739.20	1,331.20	43,544.77	3,017.48	0.00	46,562.25
0000321143	*TRACK MAINTAINER	47,112.00	48,526.40	1,414.40	49,070.31	3,524.96	0.00	52,595.27
0000330384	CONTRACT PROFESSIONAL	0.00	0.00	0.00	39,479.97	2,312.61	0.00	41,792.58
0000305621	*JOURNEYMAN ET-COMPUTER MAINT	47,860.80	49,296.00	1,435.20	53,313.12	8,016.21	225.00	61,554.33
0000333565	*BUS OPERATOR	34,403.20	38,875.20	4,472.00	26,519.65	3,533.59	0.00	30,053.24
0000325657	TRANSIT POLICE OFFICER SPECIAL	54,267.20	56,430.40	2,163.20	56,818.38	23,939.38	3,119.95	83,877.71
0000335302	*BUS OPERATOR	31,096.00	35,443.20	4,347.20	30,207.10	4,115.69	0.00	34,322.79
0000334539	*BUS OPERATOR	31,096.00	35,443.20	4,347.20	34,246.48	2,061.24	0.00	36,307.72
0000329827	*BUS OPERATOR	41,100.80	45,739.20	4,638.40	43,355.13	14,957.64	0.00	58,312.77
0000334022	*BUS OPERATOR	34,403.20	38,875.20	4,472.00	34,305.20	5,761.47	0.00	40,066.67
0000304275	*BUS OPERATOR	44,408.00	45,739.20	1,331.20	42,195.80	11,026.95	0.00	53,222.75
0000314920	*BUS OPERATOR	44,408.00	45,739.20	1,331.20	47,616.92	29,397.48	0.00	77,014.40
0000334628	GEN SUPT BUS MAINT BSN SYS	84,838.26	84,838.26	0.00	84,838.33	0.00	0.00	84,838.33
0000305227	*JOURNEYMAN ELEC POWER ELECT	47,860.80	49,296.00	1,435.20	49,781.10	26,404.15	225.00	76,410.25
0000303110	SUPV CUSTOMER INFO CENTR	56,487.60	56,487.60	0.00	42,976.03	0.00	9,124.92	52,100.95
0000320480	TRANSIT POLICE SERGEANT	65,291.20	67,912.00	2,620.80	69,499.70	26,724.28	0.00	96,223.98
0000336510	*BUS OPERATOR	32,032.00	32,032.00	0.00	29,578.64	3,293.42	0.00	32,872.06
0000304105	QUALITY CONTROL INSPECTOR	61,425.00	61,425.00	0.00	61,659.89	236.25	8,016.75	69,912.89
0000302951	TRANSIT POLICE OFFICER SR (DATE LAST EMPLOYED 2017-02-03 00:02:00)	56,430.40	56,430.40	0.00	34,753.53	1,607.49	13,863.16	50,224.18
0000315525	*JOURNEYMAN ET-TELEPHONE MAINT	47,860.80	49,296.00	1,435.20	51,454.38	21,166.45	225.00	72,845.83
0000303809	CONTRACT PROFESSIONAL	0.00	0.00	0.00	54,304.97	22,454.58	0.00	76,759.55
0000335116	*BUS OPERATOR	31,096.00	35,443.20	4,347.20	32,330.32	2,896.63	0.00	35,226.95
0000336898	*BUS OPERATOR	32,032.00	32,032.00	0.00	29,997.47	3,015.58	0.00	33,013.05
0000336456	FIELD INSPECTOR	52,767.00	52,767.00	0.00	52,875.24	4,627.26	0.00	57,502.50
0000303714	SUPV REPROGRAPHICS	58,926.40	58,926.40	0.00	58,926.81	0.00	2,549.70	61,476.51
0000321301	*SERVICEPERSON IV	37,169.60	38,272.00	1,102.40	40,221.76	20,304.92	0.00	60,526.68
0000303414	*SERVICEPERSON I	34,777.60	35,817.60	1,040.00	37,920.80	5,912.61	0.00	43,833.41
0000333410	*BUS OPERATOR	34,403.20	38,875.20	4,472.00	35,995.24	1,706.53	0.00	37,701.77
0000321972	*RAIL OPERATOR	31,096.00	35,443.20	4,347.20	33,788.12	5,471.18	0.00	39,259.30
0000315026	*BUS OPERATOR	44,408.00	45,739.20	1,331.20	45,408.56	4,387.16	0.00	49,795.72
0000333522	*RAIL STATION CLEANER (DATE LAST EMPLOYED 2017-03-10 00:03:00)	29,390.40	31,054.40	1,664.00	21,284.61	2,810.65	0.00	24,095.26
0000304300	*SERVICEPERSON I	34,777.60	35,817.60	1,040.00	36,432.72	4,859.25	0.00	41,291.97
0000315912	SUPV BUS TRANSPORTATION	52,790.40	52,790.40	0.00	54,769.10	15,761.42	4,060.80	74,591.32
0000337723	*JOURNEYMAN ET-TELEPHONE MAINT	44,574.40	44,574.40	0.00	24,576.63	2,161.66	0.00	26,738.29

## MARTOC REPORT

EE NUMBER	TITLE	FY 16 BASE SALARY	FY 17 BASE SALARY	DIFFERENCE +/-	REGULAR EARNINGS	OVERTIME EARNINGS	OTHER EARNINGS	TOTAL EARNINGS
0000327313	*JOURNEYMAN RAIL CAR MECHANIC	47,860.80	49,296.00	1,435.20	49,561.81	32,849.76	225.00	82,636.57
0000318947	*RAIL OPERATOR	31,096.00	35,443.20	4,347.20	33,432.19	8,050.44	0.00	41,482.63
0000330296	*JOURNEYMAN ET-TRAIN CONTROL	47,860.80	49,296.00	1,435.20	48,319.30	11,907.71	225.00	60,452.01
0000338156	MGR TECHNOLOGY BUS DEVELOP	106,470.00	106,470.00	0.00	32,760.00	0.00	0.00	32,760.00
0000336901	*BUS OPERATOR	32,032.00	32,032.00	0.00	31,067.61	8,909.56	0.00	39,977.17
0000316969	TRANSIT POLICE OFFICER SPECIAL	58,676.80	58,676.80	0.00	59,946.27	50,058.76	5,642.00	115,647.03
0000332724	*JOURNEYMAN ET-TRAIN CONTROL	46,321.60	49,296.00	2,974.40	49,726.48	49,691.60	225.00	99,643.08
0000314192	*BUS OPERATOR	44,408.00	45,739.20	1,331.20	45,702.18	2,315.53	0.00	48,017.71
0000317916	TRANSIT POLICE OFFICER SPECIAL	58,676.80	58,676.80	0.00	54,953.10	12,546.45	4,607.83	72,107.38
0000334861	*BUS OPERATOR	31,096.00	35,443.20	4,347.20	31,308.12	4,355.36	0.00	35,663.48
0000306004	SUPV RAIL LINE	57,262.40	57,262.40	0.00	63,591.46	8,355.86	4,614.64	76,561.96
0000335580	*BUS OPERATOR	32,032.00	32,032.00	0.00	22,483.67	2,337.87	0.00	24,821.54
0000335358	*JOURNEYMAN ET-RAIL CAR MAINT	44,886.40	46,592.00	1,705.60	46,310.74	543.96	450.00	47,304.70
0000334665	*BUS OPERATOR	31,096.00	35,443.20	4,347.20	28,194.63	6,023.75	0.00	34,218.38
0000306618	*RAIL OPERATOR	37,752.00	42,328.00	4,576.00	33,118.86	9,937.65	0.00	43,056.51
0000303665	*JOURNEYMAN SUPPORT EQUIPMENT	47,860.80	49,296.00	1,435.20	48,428.54	1,967.38	225.00	50,620.92
0000332891	*BUS OPERATOR	34,403.20	38,875.20	4,472.00	36,249.55	4,343.85	127.05	40,720.45
0000332989	*BUS OPERATOR	34,403.20	38,875.20	4,472.00	37,507.43	4,339.75	0.00	41,847.18
0000336231	DIR TRAINING	105,000.22	105,000.22	0.00	104,596.63	0.00	403.85	105,000.48
0000303740	*BUS OPERATOR	37,752.00	42,328.00	4,576.00	36,690.16	8,841.35	0.00	45,531.51
0000322817	*BUS OPERATOR	44,408.00	45,739.20	1,331.20	47,052.52	17,092.89	0.00	64,145.41
0000322343	*CUSTOMER INFORMATION OPERATOR	28,184.00	30,784.00	2,600.00	29,492.67	4,872.02	0.00	34,364.69
0000304344	SUPV RAIL LINE	57,262.40	57,262.40	0.00	58,097.18	7,803.94	3,744.08	69,645.20
0000305672	*INSPECTOR	47,112.00	48,526.40	1,414.40	48,237.88	14,371.53	406.20	63,015.61
0000319670	*STATION AGENT	40,622.40	41,828.80	1,206.40	44,052.29	40,551.76	0.00	84,604.05
0000335556	*BUS OPERATOR	31,096.00	35,443.20	4,347.20	33,283.26	10,529.59	0.00	43,812.85
0000330613	*JOURNEYMAN ET-RADIO MAINT	47,860.80	49,296.00	1,435.20	50,763.51	12,762.70	225.00	63,751.21
0000321903	*BUS OPERATOR	44,408.00	45,739.20	1,331.20	45,332.62	9,819.93	0.00	55,152.55
0000305526	INSTRUCTOR BUS TECHNICAL	54,080.00	54,080.00	0.00	54,009.78	10,519.32	4,771.84	69,300.94
0000327474	SUPV RAIL LINE	44,408.00	57,241.60	12,833.60	53,741.73	19,442.80	5,971.84	79,156.37
0000304687	SUPV BUS MAINTENANCE	63,065.60	63,065.60	0.00	63,831.10	4,869.95	1,212.80	69,913.85
0000321207	SUPV RAIL LINE	57,803.20	57,803.20	0.00	58,799.22	12,065.14	0.00	70,864.36
0000326484	RAIL SERVICES CONTROLLER	73,257.60	73,257.60	0.00	63,656.68	1,730.53	8,889.40	74,276.61
0000335494	*BUS OPERATOR (DATE LAST EMPLOYED 2017-03-30 00:03:00)	31,096.00	34,403.20	3,307.20	22,038.59	5,704.86	0.00	27,743.45

## MARTOC REPORT

EE NUMBER	TITLE	FY 16	FY 17	DIFFERENCE	REGULAR	OVERTIME	OTHER	TOTAL
		BASE SALARY	BASE SALARY	+/-	EARNINGS	EARNINGS	EARNINGS	EARNINGS
0000335267	SR TECH PROJECT MANAGER	105,446.38	105,446.38	0.00	103,716.28	0.00	1,730.41	105,446.69
0000304711	TRANSIT POLICE OFFICER SR	56,430.40	56,430.40	0.00	57,081.55	28,222.06	3,743.94	89,047.55
0000330614	REDUCED FARE REPRESENTATIVE	24,648.00	33,852.00	9,204.00	27,150.97	3,083.37	0.00	30,234.34
0000337439	*BUS OPERATOR	32,032.00	32,032.00	0.00	22,886.12	4,107.65	119.60	27,113.37
0000337234	*BUS OPERATOR	32,032.00	32,032.00	0.00	26,956.43	10,605.97	0.00	37,562.40
0000304893	*JOURNEYMAN ELEC POWER ELECT	47,860.80	49,296.00	1,435.20	47,924.23	15,833.84	225.00	63,983.07
0000322980	*INSPECTOR	47,112.00	48,526.40	1,414.40	48,011.40	135.91	225.00	48,372.31
0000304040	*BUS OPERATOR	44,408.00	45,739.20	1,331.20	46,352.53	11,248.23	0.00	57,600.76
0000319963	BUYER PLANNER III	68,969.42	68,969.42	0.00	68,969.75	0.00	0.00	68,969.75
0000305676	*INSPECTOR	47,112.00	48,526.40	1,414.40	47,318.97	5,784.31	225.00	53,328.28
0000331045	*SERVICEPERSON I	34,777.60	35,817.60	1,040.00	32,376.34	1,228.92	0.00	33,605.26
0000305498	*BUS OPERATOR	44,408.00	45,739.20	1,331.20	44,817.72	3,641.05	0.00	48,458.77
0000326623	*BUS OPERATOR	32,032.00	32,032.00	0.00	21,268.49	678.38	0.00	21,946.87
0000306139	*BUS OPERATOR	44,408.00	45,739.20	1,331.20	48,759.01	21,808.84	0.00	70,567.85
0000336174	*BUS OPERATOR	32,032.00	32,032.00	0.00	28,031.02	7,505.08	0.00	35,536.10
0000332250	*BUS OPERATOR	37,752.00	42,328.00	4,576.00	39,455.39	4,944.05	0.00	44,399.44
0000303215	*BUS OPERATOR	44,408.00	45,739.20	1,331.20	44,460.74	6,059.24	984.03	51,504.01
0000330239	*SERVICEPERSON I	34,777.60	34,777.60	0.00	27,661.84	601.92	0.00	28,263.76
0000305706	(DATE LAST EMPLOYED 2017-05-20 00:05:00) SYSTEM SAFETY COORDINATOR	78,632.58	78,632.58	0.00	63,511.28	0.00	9,879.89	73,391.17
0000318960	(DATE LAST EMPLOYED 2017-05-01 00:05:00) MOBILITY CUSTOMER CARE REP	38,746.50	38,746.50	0.00	39,992.96	5,730.30	1,390.90	47,114.16
0000326276	*BUS OPERATOR	31,096.00	32,032.00	936.00	20,938.27	1,266.83	0.00	22,205.10
0000329574	*BUS OPERATOR	41,100.80	45,739.20	4,638.40	44,804.16	4,850.76	0.00	49,654.92
0000302479	CONTRACT PROFESSIONAL	0.00	0.00	0.00	62,312.47	3,587.02	0.00	65,899.49
0000304954	*SERVICEPERSON IV	37,169.60	38,272.00	1,102.40	40,212.48	6,808.50	0.00	47,020.98
0000326540	*INSPECTOR	35,276.80	44,574.40	9,297.60	36,448.88	2,060.64	0.00	38,509.52
0000302372	SR INSTRUCTOR RAIL MAINT	69,911.92	69,911.92	0.00	35,034.30	0.00	5,299.54	40,333.84
0000323584	(DATE LAST EMPLOYED 2017-01-01 00:01:00) *BUS OPERATOR	32,260.80	32,032.00	-228.80	18,385.57	3,112.66	0.00	21,498.23
0000303401	*BUS OPERATOR	44,408.00	45,739.20	1,331.20	43,710.77	3,564.12	0.00	47,274.89
0000305723	*JOURNEYMAN ET-RADIO MAINT	47,860.80	49,296.00	1,435.20	49,385.47	20,251.80	409.08	70,046.35
0000336772	BENEFITS-CUSTOMER SVC REP	44,031.00	47,476.00	3,445.00	46,018.78	0.00	0.00	46,018.78
0000337162	*BUS OPERATOR	32,032.00	32,032.00	0.00	27,051.70	2,382.28	0.00	29,433.98
0000330969	*BUS OPERATOR	37,752.00	42,328.00	4,576.00	35,963.28	4,960.54	0.00	40,923.82
0000316921	*MATERIAL CONTROLLER	46,300.80	47,694.40	1,393.60	47,606.16	2,404.08	0.00	50,010.24
0000337435	*BUS OPERATOR	32,032.00	32,032.00	0.00	21,224.74	2,335.16	0.00	23,559.90

## MARTOC REPORT

EE NUMBER	TITLE	FY 16	FY 17	DIFFERENCE	REGULAR	OVERTIME	OTHER	TOTAL
		BASE SALARY	BASE SALARY	+/-	EARNINGS	EARNINGS	EARNINGS	EARNINGS
0000304071	*REVENUE AGENT	45,136.00	46,488.00	1,352.00	46,922.00	8,690.89	0.00	55,612.89
0000324950	*BUS OPERATOR	44,408.00	45,739.20	1,331.20	42,277.32	7,183.31	0.00	49,460.63
0000320835	CLAIMS ADJUSTER III-WKRS COMP	61,787.18	61,787.18	0.00	61,787.33	0.00	3,683.80	65,471.13
0000331937	*BUS OPERATOR	37,752.00	42,328.00	4,576.00	37,188.04	1,344.86	146.48	38,679.38
0000333329	*INSPECTOR	44,408.00	46,592.00	2,184.00	46,151.81	2,165.76	225.00	48,542.57
0000331380	*JOURNEYMAN RAIL CAR MECHANIC	43,284.80	47,715.20	4,430.40	46,520.69	14,395.41	225.00	61,141.10
0000320858	*ADMIN CLERK (DATE LAST EMPLOYED 2017-06-02 00:06:00)	34,632.00	34,632.00	0.00	27,535.04	1,760.77	0.00	29,295.81
0000306272	BUSINESS ANALYST III	79,790.62	79,790.62	0.00	79,791.67	0.00	1,534.44	81,326.11
0000302370	SR DIR MGNT & BUDGET	126,836.84	126,836.84	0.00	126,838.37	0.00	5,008.44	131,846.81
0000326635	SUPV BUS TRANSPORTATION	52,790.40	52,790.40	0.00	47,557.36	16,320.64	6,999.84	70,877.84
0000311173	MAINTENANCE PLANNER-RAIL	57,262.40	57,262.40	0.00	57,902.27	4,068.77	6,166.72	68,137.76
0000334537	*BUS OPERATOR	31,096.00	35,443.20	4,347.20	34,658.28	4,896.18	0.00	39,554.46
0000324780	*RAIL OPERATOR	44,408.00	45,739.20	1,331.20	45,578.07	12,121.58	170.80	57,870.45
0000323945	PROJECT MANAGER II	93,889.90	93,889.90	0.00	93,890.29	0.00	3,611.16	97,501.45
0000303749	DEPARTMENT ADMINISTRATOR	58,980.48	58,980.48	0.00	58,753.71	0.00	2,465.10	61,218.81
0000320322	*RAIL STATION CLEANER	31,054.40	31,969.60	915.20	32,657.13	4,714.17	0.00	37,371.30
0000329423	*JOURNEYMAN RAIL CAR MECHANIC	47,860.80	49,296.00	1,435.20	49,210.87	11,096.62	225.00	60,532.49
0000304104	*RAIL STATION CLEANER	31,054.40	31,969.60	915.20	31,682.95	2,329.08	0.00	34,012.03
0000312401	*BUS OPERATOR	44,408.00	45,739.20	1,331.20	41,769.80	1,651.28	180.41	43,601.49
0000305901	*BUS OPERATOR	44,408.00	45,739.20	1,331.20	44,547.65	57.01	0.00	44,604.66
0000327681	*JOURNEYMAN ELEC POWER ELECT	47,860.80	49,296.00	1,435.20	50,878.02	18,517.43	225.00	69,620.45
0000322157	*TRACK MAINTAINER	47,112.00	48,526.40	1,414.40	32,039.00	6,752.56	0.00	38,791.56
0000319676	INSTRUCTOR AUTO TRAIN CONTROL	58,344.00	58,344.00	0.00	58,395.55	941.92	0.00	59,337.47
0000337285	*STATION AGENT	38,043.20	38,043.20	0.00	29,888.32	269.94	0.00	30,158.26
0000321219	TRANSIT POLICE OFFICER SR	56,430.40	56,430.40	0.00	57,108.73	16,522.28	0.00	73,631.01
0000319717	MGR TELEPHONY OPERATIONS	103,437.88	103,437.88	0.00	103,438.04	0.00	7,638.52	111,076.56
0000319734	*JOURNEYMAN ET-RAIL CAR MAINT	47,860.80	49,296.00	1,435.20	51,633.28	20,803.96	225.00	72,662.24
0000335406	RISK ADMINISTRATIVE ASSISTANT	39,682.50	39,682.50	0.00	39,678.71	0.00	590.15	40,268.86
0000333599	*BUS OPERATOR	32,032.00	32,032.00	0.00	29,362.10	3,286.48	0.00	32,648.58
0000309628	SR TECH PROJECT MANAGER (DATE LAST EMPLOYED 2017-04-05 00:04:00)	108,150.38	113,558.12	5,407.74	83,851.75	0.00	5,276.13	89,127.88
0000315129	PROJECT MANAGER II	99,621.86	99,621.86	0.00	99,623.12	0.00	0.00	99,623.12
0000315057	*BUS OPERATOR	44,408.00	45,739.20	1,331.20	47,473.99	11,220.10	201.12	58,895.21
0000337734	*RAIL OPERATOR	32,032.00	32,032.00	0.00	17,788.44	3,412.91	0.00	21,201.35
0000302598	*BUS OPERATOR	31,096.00	35,443.20	4,347.20	34,749.63	9,869.82	0.00	44,619.45
0000327034	*JOURNEYMAN ET-RAIL CAR MAINT	47,860.80	49,296.00	1,435.20	49,711.34	30,114.41	225.00	80,050.75

## MARTOC REPORT

EE NUMBER	TITLE	FY 16 BASE SALARY	FY 17 BASE SALARY	DIFFERENCE +/-	REGULAR EARNINGS	OVERTIME EARNINGS	OTHER EARNINGS	TOTAL EARNINGS
0000303094	ADMINISTRATIVE ASSISTANT	36,640.50	36,640.50	0.00	36,639.10	0.00	0.00	36,639.10
0000304328	*BUS OPERATOR	44,408.00	45,739.20	1,331.20	47,029.71	28,766.23	0.00	75,795.94
0000335793	*BUS OPERATOR	31,096.00	35,443.20	4,347.20	31,287.71	4,568.93	0.00	35,856.64
0000331588	*BUS OPERATOR	37,752.00	42,328.00	4,576.00	38,393.95	5,755.11	0.00	44,149.06
0000333792	RESEARCH SURVEYOR	0.00	0.00	0.00	22,763.00	4,056.02	0.00	26,819.02
0000330971	*BUS OPERATOR	31,096.00	35,443.20	4,347.20	32,667.32	8,034.94	0.00	40,702.26
0000327993	TRANSIT POLICE OFFICER SR	46,384.00	48,256.00	1,872.00	46,936.68	30,402.36	2,739.00	80,078.04
0000331812	CUSTOMER CARE REP	38,746.50	38,746.50	0.00	38,798.31	645.58	894.16	40,338.05
0000321817	SR INFORMATION SYSTEMS ANALYST	89,661.52	89,661.52	0.00	89,661.68	0.00	8,966.18	98,627.86
0000320332	CONTRACT PROFESSIONAL	0.00	0.00	0.00	165,469.52	0.00	0.00	165,469.52
0000320973	*INSPECTOR	47,112.00	48,526.40	1,414.40	49,919.65	18,295.64	225.00	68,440.29
0000327837	*JOURNEYMAN SUPPORT EQUIPMENT	47,860.80	49,296.00	1,435.20	48,060.43	4,676.83	225.00	52,962.26
0000319019	SUPT RAIL LINE	70,578.56	79,713.66	9,135.10	70,579.39	0.00	5,972.04	76,551.43
0000332422	TRANSIT POLICE OFFICER SR	46,384.00	48,256.00	1,872.00	47,508.25	21,100.21	2,564.50	71,172.96
0000321526	CAPITAL PROJECTS ADMINISTRATOR	36,640.50	42,334.50	5,694.00	37,542.13	1,952.11	4,474.44	43,968.68
0000304418	*JOURNEYMAN RAIL CAR MECHANIC	47,860.80	49,296.00	1,435.20	54,915.54	25,394.49	455.10	80,765.13
0000315107	DEPARTMENT ADMINISTRATOR	61,320.22	61,320.22	0.00	61,320.44	0.00	0.00	61,320.44
0000305950	MGR CASH	92,266.46	92,266.46	0.00	92,267.76	0.00	3,596.04	95,863.80
0000302281	*TRACK MAINTAINER	45,531.20	48,526.40	2,995.20	49,684.05	9,079.88	0.00	58,763.93
0000306364	FOREMAN TRAIN CONTROL	57,803.20	57,803.20	0.00	59,827.40	20,770.43	11,116.00	91,713.83
0000331125	SUPV RAIL LINE	37,752.00	57,241.60	19,489.60	57,229.18	14,192.55	2,614.40	74,036.13
0000337660	*BUS OPERATOR	32,032.00	32,032.00	0.00	17,702.47	3,112.64	0.00	20,815.11
0000303456	*JOURNEYMAN ET-HVAC	47,860.80	49,296.00	1,435.20	48,163.96	2,045.05	225.00	50,434.01
0000331413	*BUS OPERATOR	37,752.00	42,328.00	4,576.00	41,134.45	6,330.52	0.00	47,464.97
0000335855	*RAIL STATION CLEANER	26,249.60	30,264.00	4,014.40	27,949.48	2,686.91	0.00	30,636.39
0000306276	*TRACK WALKER	47,112.00	48,526.40	1,414.40	48,849.52	9,343.20	0.00	58,192.72
0000332360	*BUS OPERATOR	34,403.20	38,875.20	4,472.00	39,295.68	13,269.14	0.00	52,564.82
0000335300	*BUS OPERATOR	31,096.00	35,443.20	4,347.20	33,888.40	14,752.95	0.00	48,641.35
0000303762	*BUS OPERATOR	44,408.00	45,739.20	1,331.20	35,683.80	144.12	0.00	35,827.92
0000304062	*JOURNEYMAN ET-TRAIN CONTROL	47,860.80	49,296.00	1,435.20	49,682.59	2,234.89	225.00	52,142.48
0000335852	*BUS OPERATOR	31,096.00	35,443.20	4,347.20	32,800.93	15,541.31	0.00	48,342.24
0000331527	LD BREEZE MEDIA DIST AGENT	48,435.92	48,435.92	0.00	48,436.16	0.00	0.00	48,436.16
0000330504	*INSPECTOR	45,240.00	48,526.40	3,286.40	47,477.41	5,697.32	400.12	53,574.85
0000322569	*SERVICEPERSON IV	37,169.60	38,272.00	1,102.40	38,050.57	5,722.94	0.00	43,773.51



## MARTOC REPORT

EE NUMBER	TITLE	FY 16	FY 17	DIFFERENCE	REGULAR	OVERTIME	OTHER	TOTAL
		BASE SALARY	BASE SALARY	+/-	EARNINGS	EARNINGS	EARNINGS	EARNINGS
0000306308	GEN SUPT RAIL CAR MAINTENANCE	87,980.62	87,980.62	0.00	87,980.85	0.00	8,392.04	96,372.89
0000315357	GOVERNMENT AFFAIRS OFFICER	72,141.16	72,141.16	0.00	68,566.66	0.00	4,962.11	73,528.77
0000317612	CRIMINAL JUSTICE INFO TECH REC	33,716.80	33,716.80	0.00	34,699.86	6,722.29	2,431.50	43,853.65
0000337655	TRANSIT POLICE OFFICER SR	46,384.00	46,384.00	0.00	29,856.20	6,924.17	0.00	36,780.37
0000304396	*SERVICEPERSON II	34,777.60	35,817.60	1,040.00	35,166.18	877.80	0.00	36,043.98
0000332114	*BUS OPERATOR	32,032.00	32,032.00	0.00	18,004.65	2,233.36	0.00	20,238.01
0000337541	*CUSTOMER INFORMATION OPERATOR	30,784.00	30,784.00	0.00	19,401.47	1,199.21	0.00	20,600.68
0000324854	TRANSIT POLICE OFFICER SR	54,267.20	56,430.40	2,163.20	57,851.03	26,068.10	1,247.98	85,167.11
0000331307	CONTRACT PROFESSIONAL	0.00	0.00	0.00	81,653.25	108.15	0.00	81,761.40
0000315528	CREDIT COLLEC CLEARHSE ANALYST	54,429.18	54,429.18	0.00	54,219.92	0.00	3,349.51	57,569.43
0000317918	CONTRACT EMP PT POLICE OFFICER	33,475.00	33,475.00	0.00	27,745.63	0.00	0.00	27,745.63
0000338008	PROJECT SCHEDULER	72,500.22	72,500.22	0.00	27,605.88	0.00	0.00	27,605.88
0000332967	TRANSIT POLICE OFFICER SR	41,246.40	44,595.20	3,348.80	14,131.74	0.00	7,175.33	21,307.07
0000335504	*BUS OPERATOR	31,096.00	35,443.20	4,347.20	33,551.85	9,899.96	0.00	43,451.81
0000329822	*BUS OPERATOR	41,100.80	45,739.20	4,638.40	34,349.25	4,769.50	173.30	39,292.05
0000304944	*STATION AGENT	40,622.40	41,828.80	1,206.40	44,046.02	8,209.94	0.00	52,255.96
0000337362	PROJECT MANAGER II	92,700.14	92,700.14	0.00	67,742.73	0.00	0.00	67,742.73
0000335159	PROJECT MANAGER II	92,700.14	92,700.14	0.00	92,700.49	0.00	0.00	92,700.49
0000338058	ASSOCIATE COUNSEL	90,000.04	90,000.04	0.00	31,153.97	0.00	0.00	31,153.97
0000329335	*JOURNEYMAN RAIL CAR MECHANIC	43,284.80	49,296.00	6,011.20	47,157.56	6,839.36	225.00	54,221.92
0000337576	*BUS OPERATOR	32,032.00	32,032.00	0.00	19,081.06	4,512.41	0.00	23,593.47
0000303511	DEPARTMENT ADMINISTRATOR	77,605.06	72,156.24	-5,448.82	75,219.86	0.00	3,169.82	78,389.68
0000330931	*BUS OPERATOR	37,752.00	42,328.00	4,576.00	43,231.95	16,004.95	0.00	59,236.90
0000317000	*JOURNEYMAN ET-HVAC	47,860.80	49,296.00	1,435.20	49,247.08	4,512.89	225.00	53,984.97
0000320505	AGM PLANNING	140,000.12	140,000.12	0.00	52,194.48	0.00	0.00	52,194.48
0000330745	SUPT CONTROL CENTER	86,145.28	86,145.28	0.00	85,482.83	0.00	5,168.73	90,651.56
0000302064	TRANSIT POLICE OFFICER SR	56,430.40	56,430.40	0.00	49,593.64	7,620.23	8,356.04	65,569.91
0000331199	CONTRACT EMP PT POLICE OFFICER (DATE LAST EMPLOYED 2017-04-24 00:04:00)	0.00	0.00	0.00	39,230.13	0.00	0.00	39,230.13
0000329892	GIS ANALYST II	69,806.36	69,806.36	0.00	69,806.64	0.00	894.97	70,701.61
0000324791	TRANSIT POLICE OFFICER SR	52,187.20	54,267.20	2,080.00	52,506.70	22,220.54	5,992.88	80,720.12
0000333040	DIR TECH APPLICATIONS	117,520.26	117,520.26	0.00	117,520.35	0.00	8,137.23	125,657.58
0000337533	CONTRACT PROFESSIONAL	64,350.00	64,350.00	0.00	40,185.75	528.00	0.00	40,713.75
0000334985	*BUS OPERATOR	31,096.00	35,443.20	4,347.20	35,828.47	12,700.41	0.00	48,528.88
0000320851	*RAIL STATION CLEANER	31,054.40	31,969.60	915.20	34,179.98	19,657.23	0.00	53,837.21
0000303739	ASSET MGMT PROGRAM ANALYST	55,910.40	60,918.26	5,007.86	57,067.17	0.00	4,832.70	61,899.87

## MARTOC REPORT

EE NUMBER	TITLE	FY 16 BASE SALARY	FY 17 BASE SALARY	DIFFERENCE +/-	REGULAR EARNINGS	OVERTIME EARNINGS	OTHER EARNINGS	TOTAL EARNINGS
0000332723	*JOURNEYMAN ET-TRAIN CONTROL	46,321.60	49,296.00	2,974.40	47,787.28	26,011.77	225.00	74,024.05
0000333585	*JOURNEYMAN BODY REPAIR	45,240.00	49,296.00	4,056.00	50,126.42	8,714.18	225.00	59,065.60
0000331912	*BUS OPERATOR	37,752.00	42,328.00	4,576.00	31,868.49	6,434.06	0.00	38,302.55
0000321061	RAIL SERVICES CONTROLLER	67,932.80	67,932.80	0.00	69,359.27	4,079.55	1,045.12	74,483.94
0000337789	SR COST ESTIMATOR	80,000.18	80,000.18	0.00	39,384.79	0.00	0.00	39,384.79
0000337717	*RAIL OPERATOR	32,032.00	32,032.00	0.00	18,044.82	2,239.62	0.00	20,284.44
0000327797	TRANSIT POLICE SERGEANT	48,256.00	53,684.80	5,428.80	51,827.62	28,484.04	5,468.84	85,780.50
0000316118	*STRUCTURAL INSPECTOR	47,112.00	48,526.40	1,414.40	49,335.38	9,258.29	0.00	58,593.67
0000302082	*JOURNEYMAN RAIL CAR MECHANIC	47,860.80	49,296.00	1,435.20	51,102.14	12,028.51	225.00	63,355.65
0000317674	PROTECTIVE SPEC POLICE CADET	28,184.00	28,184.00	0.00	28,178.54	2,154.83	0.00	30,333.37
0000303250	ENTERPRISE TELE ENGINEER	47,860.80	80,550.08	32,689.28	78,269.66	2,493.71	5,181.93	85,945.30
0000334984	SR INFORMATION SYSTEMS ANALYST	89,661.52	89,661.52	0.00	89,661.69	0.00	0.00	89,661.69
0000323500	CHF OPERATING OFFICER	233,398.36	233,398.36	0.00	241,296.44	0.00	5,386.12	246,682.56
0000322672	*AA INSPECTOR	47,860.80	49,296.00	1,435.20	50,247.76	9,232.82	225.00	59,705.58
0000302172	*JOURNEYMAN ET-RAIL CAR MAINT	47,860.80	49,296.00	1,435.20	49,031.29	138.07	225.00	49,394.36
0000323065	INFORMATION SYS ANALYST III	78,252.20	78,252.20	0.00	75,853.17	0.00	9,630.31	85,483.48
0000306056	*BUS OPERATOR	44,408.00	45,739.20	1,331.20	46,392.59	17,770.18	0.00	64,162.77
0000326888	TRANSIT POLICE OFFICER SR	54,267.20	56,430.40	2,163.20	54,854.24	41,404.93	5,009.28	101,268.45
0000303679	ACCOUNTANT III	59,158.84	59,158.84	0.00	59,159.07	0.00	2,275.35	61,434.42
0000305041	FOREMAN CUSTODIAL SERVICES	47,278.40	47,486.40	208.00	47,455.33	1,116.57	5,471.20	54,043.10
0000305605	SUPT BUS TRANSPORTATION	52,790.40	66,032.20	13,241.80	57,231.39	2,297.68	8,851.31	68,380.38
0000327794	*BUS OPERATOR	44,408.00	45,739.20	1,331.20	23,834.63	1,350.86	0.00	25,185.49
0000331039	CONTRACT EMP ADMIN SUPPORT	0.00	0.00	0.00	35,213.35	2,458.78	0.00	37,672.13
0000327036	*JOURNEYMAN ET-TRAIN CONTROL	47,860.80	49,296.00	1,435.20	50,165.81	29,277.42	225.00	79,668.23
0000322431	*JOURNEYMAN ET-TRAIN CONTROL	47,860.80	49,296.00	1,435.20	49,365.03	26,015.77	225.00	75,605.80
0000302389	SUPV BUS MAINTENANCE	59,092.80	59,092.80	0.00	60,274.34	5,805.80	1,647.50	67,727.64
0000303171	*JOURNEYMAN BODY REPAIR	47,860.80	49,296.00	1,435.20	54,943.22	27,905.44	225.00	83,073.66
0000303170	*AA INSPECTOR	47,112.00	49,296.00	2,184.00	51,495.02	27,088.50	777.24	79,360.76
0000320414	SUPV RAIL LINE (DATE LAST EMPLOYED 2017-04-15 00:04:00)	57,262.40	57,262.40	0.00	41,385.89	5,478.25	4,638.81	51,502.95
0000332873	TRANSIT POLICE OFFICER SR	42,889.60	46,384.00	3,494.40	46,733.66	15,581.51	0.00	62,315.17
0000335355	*JOURNEYMAN ET-RAIL CAR MAINT	44,886.40	46,592.00	1,705.60	45,722.70	22,851.46	450.00	69,024.16
0000329984	*BUS OPERATOR	41,100.80	45,739.20	4,638.40	42,997.72	6,033.40	0.00	49,031.12
0000306665	*BUS OPERATOR	44,408.00	45,739.20	1,331.20	42,788.75	3,492.75	0.00	46,281.50
0000302707	SR RECRUITER	65,245.44	65,245.44	0.00	60,979.50	0.00	6,775.53	67,755.03

## MARTOC REPORT

EE NUMBER	TITLE	FY 16	FY 17	DIFFERENCE	REGULAR	OVERTIME	OTHER	TOTAL
		BASE SALARY	BASE SALARY	+/-	EARNINGS	EARNINGS	EARNINGS	EARNINGS
0000335310	CONTRACT PROFESSIONAL	0.00	0.00	0.00	60,060.62	11,909.00	0.00	71,969.62
0000302465	*MOBILITY OPERATOR (DATE LAST EMPLOYED 2016-05-20 00:05:00)	32,260.80	32,260.80	0.00	63,196.28	10,640.02	0.00	73,836.30
0000306452	*JOURNEYMAN RAIL CAR MECHANIC	47,860.80	49,296.00	1,435.20	48,106.39	2,243.48	225.00	50,574.87
0000336908	*BUS OPERATOR	32,032.00	32,032.00	0.00	28,755.79	5,689.95	0.00	34,445.74
0000322215	IT BUSINESS ANALYST II	68,958.50	68,958.50	0.00	65,367.15	0.00	3,591.65	68,958.80
0000311560	*BUS OPERATOR	32,032.00	32,032.00	0.00	27,814.44	1,353.41	0.00	29,167.85
0000330586	ENGINEERING CAD SPECIALIST III (DATE LAST EMPLOYED 2017-04-14 00:04:00)	66,571.70	66,571.70	0.00	53,769.75	0.00	877.73	54,647.48
0000315667	*JOURNEYMAN ET-TRAIN CONTROL	47,860.80	49,296.00	1,435.20	49,423.77	26,464.46	225.00	76,113.23
0000324227	QA ENGINEER	84,838.00	84,838.00	0.00	84,838.30	0.00	0.00	84,838.30
0000323529	*BUS OPERATOR	44,408.00	45,739.20	1,331.20	45,456.89	6,320.24	0.00	51,777.13
0000327138	*RAIL OPERATOR	31,096.00	35,443.20	4,347.20	34,108.90	12,686.74	0.00	46,795.64
0000328941	*BUS OPERATOR	37,752.00	42,328.00	4,576.00	33,709.25	1,833.29	0.00	35,542.54
0000335142	TRANSIT POLICE OFFICER SPECIAL	52,187.20	56,430.40	4,243.20	56,963.75	28,532.87	0.00	85,496.62
0000331880	MGR MATERIALS	76,225.50	76,225.50	0.00	76,245.07	0.00	3,127.20	79,372.27
0000337282	*STATION AGENT	38,043.20	38,043.20	0.00	30,501.46	13,356.06	0.00	43,857.52
0000311433	*INFORMATION SYSTEMS REC CLERK	34,632.00	35,672.00	1,040.00	22,192.14	559.95	0.00	22,752.09
0000322818	SUPPORT ANALYST II	53,045.20	53,045.20	0.00	53,045.48	0.00	1,360.15	54,405.63
0000334356	*BUS OPERATOR	31,096.00	35,443.20	4,347.20	35,905.09	7,159.71	0.00	43,064.80
0000332981	TRANSIT POLICE OFFICER SR	56,430.40	56,430.40	0.00	56,033.27	29,788.89	5,046.18	90,868.34
0000334658	*BUS OPERATOR	31,096.00	35,443.20	4,347.20	33,772.45	6,457.10	0.00	40,229.55
0000306114	*JOURNEYMAN ET-RAIL CAR MAINT	47,860.80	49,296.00	1,435.20	51,638.42	9,094.72	225.00	60,958.14
0000316386	*CUSTOMER INFORMATION OPERATOR	34,632.00	35,672.00	1,040.00	36,043.12	4,302.00	0.00	40,345.12
0000304885	*JOURNEYMAN ET-TRAIN CONTROL	47,860.80	49,296.00	1,435.20	51,017.16	3,106.39	225.00	54,348.55
0000328122	SR PROJECT MANAGER	94,801.46	102,346.40	7,544.94	99,746.27	0.00	0.00	99,746.27
0000332129	*BUS OPERATOR	31,096.00	35,443.20	4,347.20	34,459.68	4,656.26	0.00	39,115.94
0000316714	*RAIL OPERATOR	44,408.00	45,739.20	1,331.20	45,459.13	24,752.90	0.00	70,212.03
0000322923	*BUS OPERATOR	44,408.00	45,739.20	1,331.20	46,060.11	5,090.81	0.00	51,150.92
0000305684	*JOURNEYMAN ET-RADIO MAINT	47,860.80	49,296.00	1,435.20	54,273.09	10,630.69	225.00	65,128.78
0000306228	SR COST ANALYST	86,236.02	86,236.02	0.00	81,973.60	0.00	18,194.91	100,168.51
0000332079	*RAIL OPERATOR	37,752.00	42,328.00	4,576.00	40,413.40	5,890.78	0.00	46,304.18
0000335688	CONTRACT PROFESSIONAL	56,062.50	56,062.50	0.00	22,882.50	0.00	0.00	22,882.50
0000304900	ELECTRICAL ENGINEER VI	85,089.94	85,089.94	0.00	85,090.37	0.00	0.00	85,090.37
0000336049	CJIT-CALL TAKER	37,419.20	37,419.20	0.00	37,680.09	4,236.72	0.00	41,916.81
0000302780	SAFETY OPERATIONAL OFFICER	70,017.74	70,017.74	0.00	68,972.09	0.00	8,227.15	77,199.24
0000302758	CONTRACT EMP PT POLICE OFFICER	0.00	0.00	0.00	47,193.33	106.22	0.00	47,299.55

## MARTOC REPORT

EE NUMBER	TITLE	FY 16	FY 17	DIFFERENCE	REGULAR	OVERTIME	OTHER	TOTAL
		BASE SALARY	BASE SALARY	+/-	EARNINGS	EARNINGS	EARNINGS	EARNINGS
0000331056	CJIT-CALL TAKER	38,542.40	38,542.40	0.00	38,903.53	1,904.03	105.07	40,912.63
0000321710	OFFICE ADMINISTRATOR II	54,654.60	60,778.12	6,123.52	57,010.59	0.00	2,500.73	59,511.32
0000316695	TRAIN CONTROL ENGINEER VI	82,292.86	82,292.86	0.00	82,293.21	0.00	9,495.36	91,788.57
0000316216	GEN SUPT RAIL LINE (DATE LAST EMPLOYED 2016-12-01 00:12:00)	94,075.54	103,483.12	9,407.58	39,023.99	0.00	6,567.75	45,591.74
0000334582	MGR RECRUITING	92,700.14	92,700.14	0.00	92,747.93	0.00	0.00	92,747.93
0000329223	*BUS OPERATOR	41,100.80	45,739.20	4,638.40	45,047.97	3,919.21	0.00	48,967.18
0000305872	CONTRACT PROFESSIONAL	0.00	0.00	0.00	33,375.59	546.74	0.00	33,922.33
0000319663	*BUS OPERATOR	44,408.00	45,739.20	1,331.20	42,820.25	5,706.01	341.60	48,867.86
0000337914	INFORMATION SYS ANALYST III	80,000.18	80,000.18	0.00	33,538.59	0.00	307.70	33,846.29
0000306609	*MATERIAL CONTROLLER LEAD	46,300.80	49,150.40	2,849.60	47,369.66	0.00	0.00	47,369.66
0000304167	RAIL SERVICES CONTROLLER	73,257.60	73,257.60	0.00	76,012.88	13,777.50	0.00	89,790.38
0000332189	*BUS OPERATOR	37,752.00	41,100.80	3,348.80	32,125.73	4,167.96	0.00	36,293.69
0000333332	TRANSIT POLICE OFFICER (DATE LAST EMPLOYED 2016-12-23 00:12:00)	42,889.60	44,595.20	1,705.60	22,124.88	3,825.31	1,890.37	27,840.56
0000302069	*BUS OPERATOR	31,096.00	35,443.20	4,347.20	31,260.00	3,542.55	0.00	34,802.55
0000336309	SYSTEM SAFETY ENGINEER III	80,061.02	80,061.02	0.00	80,061.78	0.00	0.00	80,061.78
0000306327	TRANSIT POLICE OFFICER SR (DATE LAST EMPLOYED 2017-07-01 00:07:00)	56,430.40	56,430.40	0.00	49,214.60	610.43	9,766.80	59,591.83
0000330610	*JOURNEYMAN ET-RADIO MAINT	47,860.80	49,296.00	1,435.20	49,586.05	17,490.61	225.00	67,301.66
0000304658	*MATERIAL CONTROLLER	46,300.80	47,694.40	1,393.60	46,511.61	33.39	0.00	46,545.00
0000330624	*JOURNEYMAN ET-HVAC	43,284.80	44,574.40	1,289.60	46,371.12	3,979.98	225.00	50,576.10
0000323614	*BUS OPERATOR	44,408.00	45,739.20	1,331.20	46,567.01	972.99	0.00	47,540.00
0000320604	SUPV BUS MAINTENANCE	57,262.40	57,262.40	0.00	58,209.76	8,323.36	0.00	66,533.12
0000329559	PROJECT MANAGER I	68,746.60	81,000.14	12,253.54	77,230.10	0.00	8,826.95	86,057.05
0000302892	*BUS OPERATOR	44,408.00	45,739.20	1,331.20	47,032.00	24,156.26	0.00	71,188.26
0000337236	*BUS OPERATOR	32,032.00	32,032.00	0.00	26,655.09	4,580.84	0.00	31,235.93
0000329582	*BUS OPERATOR	41,100.80	45,739.20	4,638.40	42,893.89	3,492.74	0.00	46,386.63
0000327992	BUYER PLANNER II	58,109.22	58,109.22	0.00	55,052.03	0.00	3,057.36	58,109.39
0000305119	SUPT BUS TRANSPORTATION	72,634.12	72,634.12	0.00	72,634.30	0.00	9,312.10	81,946.40
0000317323	*JOURNEYMAN SUPPORT EQUIPMENT	47,860.80	49,296.00	1,435.20	45,604.84	2,484.62	225.00	48,314.46
0000333544	OFFICE ADMINISTRATOR II	52,552.76	52,552.76	0.00	52,552.88	0.00	0.00	52,552.88
0000332581	*BUS OPERATOR	34,403.20	38,875.20	4,472.00	36,902.83	2,675.65	0.00	39,578.48
0000302615	*AA INSPECTOR	47,860.80	49,296.00	1,435.20	50,999.90	14,919.19	225.00	66,144.09
0000315739	*INSPECTOR	47,112.00	48,526.40	1,414.40	43,875.76	3,621.60	225.00	47,722.36
0000330921	*BUS OPERATOR	37,752.00	42,328.00	4,576.00	31,488.58	6,656.27	158.08	38,302.93
0000304916	*RAIL OPERATOR	44,408.00	45,739.20	1,331.20	42,134.68	2,001.04	0.00	44,135.72

## MARTOC REPORT

EE NUMBER	TITLE	FY 16	FY 17	DIFFERENCE	REGULAR	OVERTIME	OTHER	TOTAL
		BASE SALARY	BASE SALARY	+/-	EARNINGS	EARNINGS	EARNINGS	EARNINGS
0000305250	TRANSIT POLICE SERGEANT	65,291.20	67,912.00	2,620.80	69,015.78	17,641.47	3,069.10	89,726.35
0000322984	ENGINEERING CAD SPECIALIST III	66,571.70	66,571.70	0.00	66,572.23	0.00	0.00	66,572.23
0000316528	SUPV FIELD RESEARCH	0.00	0.00	0.00	29,416.81	4,904.91	0.00	34,321.72
0000334693	FIELD INSPECTOR	52,767.00	52,767.00	0.00	53,243.50	11,334.11	1,623.60	66,201.21
0000302585	RAIL SERVICES CONTROLLER	73,257.60	73,257.60	0.00	71,999.40	4,531.14	3,909.42	80,439.96
0000336135	CONTRACT SPECIALIST III	70,038.02	70,038.02	0.00	70,038.25	0.00	0.00	70,038.25
0000303114	FOREMAN CUSTODIAL SERVICES	49,628.80	49,628.80	0.00	49,674.52	2,098.40	4,509.54	56,282.46
0000335633	AGM PLANNING	156,560.30	156,560.30	0.00	161,560.39	0.00	1,806.47	163,366.86
0000302318	*MATERIAL CONTROLLER LEAD	47,715.20	49,150.40	1,435.20	47,317.94	542.40	0.00	47,860.34
0000315343	SUPV CAR REPAIR INSPECTION	47,860.80	57,241.60	9,380.80	56,578.90	24,936.92	6,549.76	88,065.58
0000321807	FARE COLLECTION COORDINATOR OP	51,129.00	51,129.00	0.00	49,927.62	9,318.05	3,539.70	62,785.37
0000317740	CLEARINGHOUSE SPEC	41,324.66	41,324.65	-0.01	41,356.99	0.00	2,596.10	43,953.09
0000323249	*BUS OPERATOR	44,408.00	45,739.20	1,331.20	46,789.68	4,981.57	0.00	51,771.25
0000320555	TRANSIT POLICE OFFICER SR	56,430.40	56,430.40	0.00	56,868.83	37,642.95	7,515.01	102,026.79
0000327107	*BUS OPERATOR	44,408.00	45,739.20	1,331.20	46,376.06	4,116.60	0.00	50,492.66
0000333048	*TRAFFIC CHECKER	28,163.20	28,163.20	0.00	25,674.49	9,956.09	0.00	35,630.58
0000323162	*BUS OPERATOR	44,408.00	45,739.20	1,331.20	45,352.58	7,362.70	554.04	53,269.32
0000323530	*BUS OPERATOR	44,408.00	45,739.20	1,331.20	45,925.90	8,467.83	0.00	54,393.73
0000324732	TRANSIT POLICE OFFICER SR	50,169.60	52,187.20	2,017.60	52,487.61	33,472.00	4,265.30	90,224.91
0000303435	*JOURNEYMAN ET-RAIL CAR MAINT	47,860.80	49,296.00	1,435.20	48,399.80	5,332.61	225.00	53,957.41
0000303093	SUPV BUS MAINTENANCE	57,262.40	57,262.40	0.00	56,204.05	2,593.51	1,736.00	60,533.56
0000337470	FIELD INSPECTOR	52,767.00	52,767.00	0.00	38,371.08	8,084.18	0.00	46,455.26
0000316657	*STATION AGENT	40,622.40	41,828.80	1,206.40	34,124.88	3,310.35	0.00	37,435.23
0000302246	*BUS OPERATOR	44,408.00	45,739.20	1,331.20	47,138.44	17,608.45	0.00	64,746.89
0000335618	*BUS OPERATOR	31,096.00	35,443.20	4,347.20	33,450.49	4,802.53	0.00	38,253.02
0000319278	SUPV CAR REPAIR INSPECTION	57,262.40	57,262.40	0.00	59,615.06	12,645.14	0.00	72,260.20
0000330748	*BUS OPERATOR	37,752.00	42,328.00	4,576.00	42,914.62	4,247.97	0.00	47,162.59
0000314858	*BUS OPERATOR	44,408.00	45,739.20	1,331.20	40,845.72	2,621.65	170.80	43,638.17
0000316217	*JOURNEYMAN ET-RADIO MAINT	47,860.80	49,296.00	1,435.20	50,338.59	24,937.20	225.00	75,500.79
0000306431	*BUS OPERATOR	44,408.00	45,739.20	1,331.20	48,214.25	18,850.69	0.00	67,064.94
0000315347	*TRACK WALKER	47,112.00	48,526.40	1,414.40	46,363.67	4,484.76	0.00	50,848.43
0000335972	*JOURNEYMAN SUPPORT EQUIPMENT	43,284.80	46,238.40	2,953.60	44,043.63	11,231.33	225.00	55,499.96
0000302836	*STATION AGENT	40,622.40	41,828.80	1,206.40	41,926.07	505.36	0.00	42,431.43
0000334898	*RAIL OPERATOR	27,664.00	32,032.00	4,368.00	18,454.33	1,711.75	0.00	20,166.08
0000334411	*STATION AGENT	36,940.80	41,828.80	4,888.00	41,964.00	20,011.29	0.00	61,975.29

## MARTOC REPORT

EE NUMBER	TITLE	FY 16 BASE SALARY	FY 17 BASE SALARY	DIFFERENCE +/-	REGULAR EARNINGS	OVERTIME EARNINGS	OTHER EARNINGS	TOTAL EARNINGS
0000316151	MAINT & INVENTORY CONTROL SPEC	55,486.08	55,486.08	0.00	54,591.08	0.00	853.65	55,444.73
0000335380	*SERVICEPERSON IV	35,276.80	38,272.00	2,995.20	30,704.37	5,535.41	0.00	36,239.78
0000306641	*BUS OPERATOR	44,408.00	45,739.20	1,331.20	45,206.33	3,445.63	0.00	48,651.96
0000306629	*BUS OPERATOR	44,408.00	45,739.20	1,331.20	45,436.90	14,678.14	436.19	60,551.23
0000335048	CJIT-POLICE DISPATCHER	41,828.80	41,828.80	0.00	42,068.84	7,014.33	3,378.48	52,461.65
0000303829	*BUS OPERATOR	44,408.00	45,739.20	1,331.20	41,115.74	21,233.64	0.00	62,349.38
0000305287	TRANSIT POLICE LIEUTENANT	71,032.00	73,881.60	2,849.60	80,283.84	21,151.76	2,841.60	104,277.20
0000335402	*BUS OPERATOR	31,096.00	35,443.20	4,347.20	32,671.92	5,470.74	0.00	38,142.66
0000335069	REDUCED FARE REPRESENTATIVE	24,901.50	33,852.00	8,950.50	28,382.12	4,243.59	0.00	32,625.71
0000323903	*SERVICEPERSON I	31,054.40	32,448.00	1,393.60	31,838.93	538.14	119.44	32,496.51
0000304099	*BUS OPERATOR (DATE LAST EMPLOYED 2016-12-01 00:12:00)	44,408.00	44,408.00	0.00	23,072.20	6,858.55	0.00	29,930.75
0000332672	*RAIL STATION CLEANER	29,078.40	28,704.00	-374.40	21,299.42	1,542.48	0.00	22,841.90
0000318883	TRANSIT POLICE OFFICER SR	56,430.40	56,430.40	0.00	57,814.07	40,125.38	2,930.05	100,869.50
0000305202	DIVISION DISPATCHER	52,790.40	52,790.40	0.00	41,202.24	5,255.44	8,468.48	54,926.16
0000303748	*APPRENTICE MECHANIC	39,249.60	44,158.40	4,908.80	43,455.30	3,096.79	0.00	46,552.09
0000333520	*STATION AGENT	38,043.20	38,043.20	0.00	33,574.67	11,998.50	0.00	45,573.17
0000304070	*BUS OPERATOR (DATE LAST EMPLOYED 2017-03-01 00:03:00)	44,408.00	44,408.00	0.00	30,433.51	3,186.23	0.00	33,619.74
0000321025	*BUS OPERATOR	44,408.00	45,739.20	1,331.20	45,688.30	2,067.93	0.00	47,756.23
0000306572	*JOURNEYMAN OVERHAULER	47,860.80	49,296.00	1,435.20	49,777.94	11,603.41	225.00	61,606.35
0000306647	*JOURNEYMAN AUTOMOTIVE TECH	47,860.80	49,296.00	1,435.20	50,821.57	19,121.39	225.00	70,167.96
0000331137	PROJECT ENGINEER	68,575.78	68,575.78	0.00	68,576.01	0.00	2,637.54	71,213.55
0000335419	SR RECRUITER (DATE LAST EMPLOYED 2017-03-14 00:03:00)	63,344.84	63,344.84	0.00	45,409.55	0.00	3,070.12	48,479.67
0000333791	*BUS OPERATOR	34,403.20	38,875.20	4,472.00	34,126.20	5,081.56	0.00	39,207.76
0000331804	*RAIL STATION CLEANER	31,054.40	31,969.60	915.20	28,166.97	2,172.32	0.00	30,339.29
0000326193	*INSPECTOR	47,112.00	48,526.40	1,414.40	48,847.15	1,282.58	225.00	50,354.73
0000322864	*BUS OPERATOR	32,032.00	32,032.00	0.00	30,310.83	3,484.51	0.00	33,795.34
0000323910	CIVIL ENGINEER VI	86,153.86	86,153.86	0.00	86,154.86	0.00	0.00	86,154.86
0000335866	*BUS OPERATOR	35,443.20	35,443.20	0.00	26,748.23	2,685.93	0.00	29,434.16
0000331001	*BUS OPERATOR	37,752.00	42,328.00	4,576.00	37,028.92	6,357.30	0.00	43,386.22
0000336048	CJIT-POLICE DISPATCHER	40,601.60	40,601.60	0.00	40,782.16	3,608.76	1,366.40	45,757.32
0000335320	*SERVICEPERSON IV	35,276.80	38,272.00	2,995.20	34,694.35	3,830.87	0.00	38,525.22
0000318281	*BUS OPERATOR	44,408.00	45,739.20	1,331.20	48,321.85	17,930.93	0.00	66,252.78
0000315630	COST ANALYST	59,733.18	64,608.70	4,875.52	60,273.03	0.00	4,353.80	64,626.83
0000333327	INSTRUCTOR TRACK	43,284.80	59,446.40	16,161.60	55,121.21	8,501.93	1,714.80	65,337.94

## MARTOC REPORT

EE NUMBER	TITLE	FY 16	FY 17	DIFFERENCE	REGULAR	OVERTIME	OTHER	TOTAL
		BASE SALARY	BASE SALARY	+/-	EARNINGS	EARNINGS	EARNINGS	EARNINGS
0000335994	CONTRACT EMP ADMIN SUPPORT (DATE LAST EMPLOYED 2017-07-18 00:07:00)	0.00	0.00	0.00	33,278.92	0.00	0.00	33,278.92
0000322028	SR PERFORMANCE ANALYST	80,557.88	80,557.88	0.00	80,559.75	0.00	8,055.80	88,615.55
0000302937	*JOURNEYMAN RAIL CAR MECHANIC	47,860.80	49,296.00	1,435.20	58,156.02	19,150.04	225.00	77,531.06
0000335567	*RAIL OPERATOR	32,032.00	32,032.00	0.00	17,665.43	2,816.19	0.00	20,481.62
0000319669	TRANSIT POLICE LIEUTENANT	65,665.60	68,307.20	2,641.60	71,235.89	17,103.72	4,515.50	92,855.11
0000303979	*BUS OPERATOR	44,408.00	45,739.20	1,331.20	44,891.18	6,071.06	0.00	50,962.24
0000322050	CONFIG MGMT SPECIALIST III	56,188.60	56,188.60	0.00	56,188.95	0.00	1,296.67	57,485.62
0000333876	*BUS OPERATOR	34,403.20	38,875.20	4,472.00	36,266.15	7,521.33	0.00	43,787.48
0000305734	CAPITAL PROJECT COORDINATOR	64,650.04	64,650.04	0.00	57,936.83	0.00	12,217.28	70,154.11
0000314959	MGR PURCHASING	76,225.50	76,225.50	0.00	76,225.76	0.00	5,550.78	81,776.54
0000315027	*BUS OPERATOR	44,408.00	45,739.20	1,331.20	45,523.23	5,238.08	0.00	50,761.31
0000304358	*JOURNEYMAN SUPPORT EQUIPMENT	47,860.80	49,296.00	1,435.20	41,487.17	1,884.61	225.00	43,596.78
0000304144	RIDESTORE ASSISTANT	30,829.50	30,829.50	0.00	31,314.61	4,082.20	2,505.89	37,902.70
0000329792	*BUS OPERATOR	41,100.80	45,739.20	4,638.40	46,328.84	9,929.58	0.00	56,258.42
0000305958	*STATION AGENT	40,622.40	41,828.80	1,206.40	40,207.19	6,833.15	0.00	47,040.34
0000302678	*BUS OPERATOR	44,408.00	45,739.20	1,331.20	23,649.65	7,487.51	0.00	31,137.16
0000337283	DIR QA & CONFIG MGMT	125,051.94	125,051.94	0.00	122,159.60	0.00	0.00	122,159.60
0000321693	*BUS OPERATOR	44,408.00	45,739.20	1,331.20	47,211.25	13,354.88	0.00	60,566.13
0000324188	FIELD INSPECTOR	52,767.00	52,767.00	0.00	52,933.80	4,989.63	985.13	58,908.56
0000303996	*TRACK MAINTAINER	47,112.00	48,526.40	1,414.40	46,139.49	2,225.37	0.00	48,364.86
0000334034	*BUS OPERATOR	34,403.20	38,875.20	4,472.00	33,152.71	1,665.90	0.00	34,818.61
0000303447	*REVENUE AGENT	45,136.00	46,488.00	1,352.00	46,661.60	6,436.79	0.00	53,098.39
0000330392	*BUS OPERATOR	41,100.80	45,739.20	4,638.40	37,060.94	3,798.37	0.00	40,859.31
0000322922	*BUS OPERATOR	44,408.00	45,739.20	1,331.20	40,719.07	2,993.81	0.00	43,712.88
0000338143	CHF INFO SECURITY OFFICER	167,017.50	167,017.50	0.00	51,390.04	0.00	0.00	51,390.04
0000320165	*JOURNEYMAN ET-TELEPHONE MAINT	47,860.80	49,296.00	1,435.20	50,804.35	23,073.36	225.00	74,102.71
0000306255	*BUS OPERATOR	44,408.00	45,739.20	1,331.20	50,732.84	42,097.32	0.00	92,830.16
0000306446	*JOURNEYMAN RAIL CAR MECHANIC (DATE LAST EMPLOYED 2017-03-01 00:03:00)	47,860.80	47,860.80	0.00	31,278.50	0.00	225.00	31,503.50
0000317506	DATA WAREHOUSE ARCHITECT	83,874.96	83,874.96	0.00	83,875.17	0.00	15,269.55	99,144.72
0000334770	*BUS OPERATOR	31,096.00	35,443.20	4,347.20	34,941.22	10,181.39	0.00	45,122.61
0000338147	PROJECT MANAGER II	99,000.20	99,000.20	0.00	26,653.92	0.00	0.00	26,653.92
0000305985	HR INFORMATION SYSTEMS SPEC II	42,880.50	47,170.50	4,290.00	46,092.91	0.00	3,365.56	49,458.47
0000331990	SUPV BUS TRANSPORTATION	37,752.00	52,790.40	15,038.40	45,040.20	6,039.96	0.00	51,080.16
0000332759	TRANSIT POLICE OFFICER SR	56,430.40	56,430.40	0.00	59,098.91	20,144.12	271.30	79,514.33
0000304407	SR ADJUSTER WORKERS COMP	65,574.60	65,574.60	0.00	64,061.42	0.00	1,513.26	65,574.68

## MARTOC REPORT

EE NUMBER	TITLE	FY 16	FY 17	DIFFERENCE	REGULAR	OVERTIME	OTHER	TOTAL
		BASE SALARY	BASE SALARY	+/-	EARNINGS	EARNINGS	EARNINGS	EARNINGS
0000320838	TRANSIT POLICE OFFICER SR (DATE LAST EMPLOYED 2017-03-01 00:03:00)	56,430.40	56,430.40	0.00	36,489.86	20,856.26	10,390.80	67,736.92
0000324181	*RAIL STATION CLEANER	31,054.40	31,969.60	915.20	32,418.24	5,285.23	0.00	37,703.47
0000307120	*BUS OPERATOR	31,096.00	35,443.20	4,347.20	32,716.05	4,871.03	0.00	37,587.08
0000322931	*BUS OPERATOR	44,408.00	45,739.20	1,331.20	44,149.16	8,830.64	0.00	52,979.80
0000326986	SUPV FIELD RESEARCH	0.00	0.00	0.00	19,723.02	2,419.52	0.00	22,142.54
0000303448	DIVISION DISPATCHER	58,822.40	58,822.40	0.00	59,128.98	6,638.48	8,562.20	74,329.66
0000337539	*BUS OPERATOR	32,032.00	32,032.00	0.00	18,535.98	3,587.59	0.00	22,123.57
0000335552	*BUS OPERATOR	31,096.00	35,443.20	4,347.20	31,594.68	8,879.46	0.00	40,474.14
0000302351	*AA INSPECTOR	47,860.80	49,296.00	1,435.20	53,542.52	16,791.65	225.00	70,559.17
0000335383	*BUS OPERATOR	31,096.00	35,443.20	4,347.20	34,048.75	6,792.55	0.00	40,841.30
0000317773	*JOURNEYMAN ET-RAIL CAR MAINT	47,860.80	49,296.00	1,435.20	51,908.81	14,816.35	225.00	66,950.16
0000304309	*JOURNEYMAN RAIL CAR MECHANIC	47,860.80	49,296.00	1,435.20	48,888.73	7,170.52	915.30	56,974.55
0000317536	QA ENGINEER	78,249.08	78,249.08	0.00	78,249.17	0.00	0.00	78,249.17
0000334018	*BUS OPERATOR	34,403.20	38,875.20	4,472.00	36,365.66	3,684.14	0.00	40,049.80
0000306664	FOREMAN POWER	57,262.40	57,262.40	0.00	59,902.63	7,857.00	2,202.40	69,962.03
0000334186	*BUS OPERATOR	34,403.20	38,875.20	4,472.00	35,317.39	5,436.27	0.00	40,753.66
0000326616	TRANSIT POLICE OFFICER SR	42,889.60	46,384.00	3,494.40	45,288.80	28,173.59	4,131.00	77,593.39
0000304881	*SERVICEPERSON IV	35,276.80	38,272.00	2,995.20	38,601.67	7,422.96	0.00	46,024.63
0000329163	*BUS OPERATOR	41,100.80	45,739.20	4,638.40	45,516.57	5,530.01	0.00	51,046.58
0000305738	*BUS OPERATOR	44,408.00	45,739.20	1,331.20	50,660.36	11,252.67	0.00	61,913.03
0000305608	INSTRUCTOR BUS TECHNICAL	53,539.20	53,539.20	0.00	53,694.10	681.50	0.00	54,375.60
0000331290	FIELD INSPECTOR	52,767.00	52,767.00	0.00	53,375.85	3,287.79	0.00	56,663.64
0000334372	HR INFORMATION SYSTEMS SPEC II	42,081.00	42,081.00	0.00	42,081.50	0.00	0.00	42,081.50
0000337371	*BUS OPERATOR	32,032.00	32,032.00	0.00	23,463.21	4,178.06	0.00	27,641.27
0000303436	*SERVICEPERSON I	34,777.60	35,817.60	1,040.00	36,294.78	8,094.57	0.00	44,389.35
0000304698	ACCOUNTING SPECIALIST III	46,644.00	46,644.00	0.00	45,717.22	0.00	925.01	46,642.23
0000326524	RAMS ENGINEER VI	84,872.32	84,872.32	0.00	84,872.77	0.00	0.00	84,872.77
0000320807	CONTRACT PROFESSIONAL	0.00	0.00	0.00	85,427.88	2,040.30	0.00	87,468.18
0000320032	*JOURNEYMAN ET-RADIO MAINT	47,860.80	49,296.00	1,435.20	46,909.90	3,200.61	225.00	50,335.51
0000316117	*TRACK MAINTAINER	47,112.00	48,526.40	1,414.40	49,718.63	10,778.66	0.00	60,497.29
0000337075	*BUS OPERATOR	32,032.00	32,032.00	0.00	27,337.69	2,480.97	0.00	29,818.66
0000337366	*BUS OPERATOR	32,032.00	32,032.00	0.00	22,139.06	2,781.88	0.00	24,920.94
0000304637	*BUS OPERATOR	44,408.00	45,739.20	1,331.20	47,431.83	3,332.92	179.99	50,944.74
0000302932	ADMINISTRATIVE ASSISTANT	35,568.00	35,568.00	0.00	35,568.00	82.08	0.00	35,650.08



## MARTOC REPORT

EE NUMBER	TITLE	FY 16	FY 17	DIFFERENCE	REGULAR	OVERTIME	OTHER	TOTAL
		BASE SALARY	BASE SALARY	+/-	EARNINGS	EARNINGS	EARNINGS	EARNINGS
0000324855	TRANSIT POLICE SERGEANT	62,795.20	65,291.20	2,496.00	65,924.43	39,420.22	4,708.50	110,053.15
0000303143	FIELD INSPECTOR	54,366.00	54,366.00	0.00	57,075.64	10,263.12	4,182.00	71,520.76
0000326181	ENGINEERING SVCS COORDINATOR	88,909.86	88,909.86	0.00	88,912.21	0.00	1,709.81	90,622.02
0000328225	ARCHITECT V	69,899.70	77,180.74	7,281.04	76,662.92	0.00	0.00	76,662.92
0000323588	*BUS OPERATOR	44,408.00	45,739.20	1,331.20	46,847.18	17,108.48	0.00	63,955.66
0000328460	*JOURNEYMAN RAIL CAR MECHANIC	47,860.80	49,296.00	1,435.20	50,340.58	17,015.93	225.00	67,581.51
0000317725	*STATION AGENT	40,622.40	41,828.80	1,206.40	44,841.12	24,432.16	0.00	69,273.28
0000315245	SUPV RAIL LINE	57,262.40	57,262.40	0.00	57,999.33	6,209.30	3,028.30	67,236.93
0000337074	*BUS OPERATOR	32,032.00	32,032.00	0.00	29,032.71	5,101.76	0.00	34,134.47
0000306448	*JOURNEYMAN ET-RAIL CAR MAINT	47,860.80	49,296.00	1,435.20	47,629.01	2,269.39	225.00	50,123.40
0000327221	SR MGR INFRASTRUCTURE ENG (DATE LAST EMPLOYED 2017-01-20 00:01:00)	128,544.52	140,904.66	12,360.14	81,434.24	0.00	9,913.91	91,348.15
0000304557	*JOURNEYMAN ET-RAIL CAR MAINT	47,860.80	49,296.00	1,435.20	50,260.07	12,011.24	225.00	62,496.31
0000324689	SUPV RAIL LINE	57,262.40	57,262.40	0.00	58,540.25	13,217.46	4,280.92	76,038.63
0000302559	*BUS OPERATOR	44,408.00	45,739.20	1,331.20	42,130.23	2,133.90	0.00	44,264.13
0000322201	*BUS OPERATOR	44,408.00	45,739.20	1,331.20	43,240.28	2,090.71	0.00	45,330.99
0000302604	PROJECT MANAGER II (DATE LAST EMPLOYED 2017-01-01 00:01:00)	93,889.90	93,889.90	0.00	46,945.23	0.00	9,417.42	56,362.65
0000304107	OFFICE ADMINISTRATOR II	54,129.14	54,129.14	0.00	54,129.22	0.00	2,220.70	56,349.92
0000332511	SCADA ENGINEER	84,839.82	84,839.82	0.00	84,840.56	0.00	0.00	84,840.56
0000334845	ELECTRICAL ENGINEER VI (DATE LAST EMPLOYED 2017-06-09 00:06:00)	93,730.00	93,730.00	0.00	89,765.20	0.00	0.00	89,765.20
0000324238	FINANCIAL SYSTEMS ADMIN	86,246.94	86,246.94	0.00	86,248.04	0.00	2,985.48	89,233.52
0000305530	*BUS OPERATOR (DATE LAST EMPLOYED 2017-03-01 00:03:00)	44,408.00	44,408.00	0.00	30,876.42	5,801.73	0.00	36,678.15
0000305255	*SERVICEPERSON I (A)	35,276.80	36,337.60	1,060.80	35,937.36	4,827.24	508.80	41,273.40
0000335797	*BUS OPERATOR	31,096.00	35,443.20	4,347.20	33,437.35	8,872.00	0.00	42,309.35
0000321478	DIVISION DISPATCHER	52,790.40	52,790.40	0.00	52,942.23	6,872.83	8,070.84	67,885.90
0000337540	*BUS OPERATOR	32,032.00	32,032.00	0.00	19,147.00	1,529.44	0.00	20,676.44
0000307038	MGR TRANSIT RESEARCH	86,327.80	86,327.80	0.00	85,341.72	0.00	4,306.74	89,648.46
0000306557	MGR TRAIN CONTROL	94,200.08	94,200.08	0.00	94,200.16	0.00	13,622.83	107,822.99
0000337487	*RAIL STATION CLEANER	28,704.00	28,704.00	0.00	19,919.20	4,997.11	0.00	24,916.31
0000320170	*BUS OPERATOR	44,408.00	45,739.20	1,331.20	45,849.47	2,300.79	0.00	48,150.26
0000337373	*BUS OPERATOR	32,032.00	32,032.00	0.00	23,365.40	6,327.74	0.00	29,693.14
0000324760	*JOURNEYMAN SUPPORT EQUIPMENT	47,860.80	49,296.00	1,435.20	49,774.64	4,374.85	225.00	54,374.49
0000321695	*BUS OPERATOR	44,408.00	45,739.20	1,331.20	46,361.00	13,556.89	0.00	59,917.89
0000316613	TRANSIT POLICE OFFICER SR	56,430.40	56,430.40	0.00	56,661.01	5,615.96	3,445.51	65,722.48
0000305231	*BUS OPERATOR	44,408.00	45,739.20	1,331.20	45,862.15	9,046.53	0.00	54,908.68

## MARTOC REPORT

EE NUMBER	TITLE	FY 16	FY 17	DIFFERENCE	REGULAR	OVERTIME	OTHER	TOTAL
		BASE SALARY	BASE SALARY	+/-	EARNINGS	EARNINGS	EARNINGS	EARNINGS
0000305724	CONTRACT EMP PT POLICE OFFICER	0.00	0.00	0.00	44,290.00	0.00	0.00	44,290.00
0000303938	*JOURNEYMAN ET-RADIO MAINT (DATE LAST EMPLOYED 2017-03-01 00:03:00)	47,860.80	47,860.80	0.00	36,729.38	34.52	225.00	36,988.90
0000337857	MGR SECURITY & EMERGENCY MGMT	88,000.12	88,000.12	0.00	36,610.87	0.00	0.00	36,610.87
0000315323	*BUS OPERATOR	44,408.00	45,739.20	1,331.20	44,155.17	4,977.09	0.00	49,132.26
0000306288	*BUS OPERATOR	44,408.00	45,739.20	1,331.20	46,480.51	27,385.36	0.00	73,865.87
0000321998	MOBILITY CUSTOMER CARE REP (DATE LAST EMPLOYED 2017-07-14 00:07:00)	38,571.00	38,571.00	0.00	27,916.98	737.44	2,279.66	30,934.08
0000322143	*JOURNEYMAN RAIL CAR MECHANIC	47,860.80	49,296.00	1,435.20	48,848.47	8,275.01	225.00	57,348.48
0000323956	*BUS OPERATOR	44,408.00	45,739.20	1,331.20	44,913.82	3,758.29	0.00	48,672.11
0000336480	*BUS OPERATOR	32,032.00	32,032.00	0.00	26,914.69	1,689.57	0.00	28,604.26
0000302671	MARKETING & SALES ASSOCIATE	55,720.34	55,720.34	0.00	33,625.62	0.00	4,714.81	38,340.43
0000324588	BENEFITS-CUSTOMER SVC REP	47,740.68	47,740.68	0.00	47,562.60	0.00	1,463.61	49,026.21
0000331062	*BUS OPERATOR	37,752.00	42,328.00	4,576.00	42,393.03	4,905.17	0.00	47,298.20
0000335653	*JOURNEYMAN ET-TELEPHONE MAINT	44,886.40	46,592.00	1,705.60	46,228.85	17,583.13	450.00	64,261.98
0000305989	CONTRACT PROFESSIONAL (DATE LAST EMPLOYED 2017-02-28 00:02:00)	95,745.00	95,745.00	0.00	33,412.55	73.65	0.00	33,486.20
0000334352	*BUS OPERATOR	31,096.00	35,443.20	4,347.20	35,097.91	5,619.59	0.00	40,717.50
0000335448	*BUS OPERATOR	31,096.00	35,443.20	4,347.20	30,426.28	4,252.32	0.00	34,678.60
0000335731	*BUS OPERATOR	31,096.00	35,443.20	4,347.20	33,237.29	7,227.02	154.98	40,619.29
0000304599	*MATERIAL CONTROLLER LEAD	47,715.20	49,150.40	1,435.20	48,183.89	1,376.40	0.00	49,560.29
0000330682	SERVICE PLANNER II	53,246.96	53,246.96	0.00	53,247.14	0.00	0.00	53,247.14
0000318004	*BUS OPERATOR	44,408.00	45,739.20	1,331.20	45,591.08	4,365.15	0.00	49,956.23
0000335441	SR INFORMATION TECH AUDITOR	78,508.82	78,508.82	0.00	77,251.69	0.00	1,258.18	78,509.87
0000327632	*BUS OPERATOR	44,408.00	45,739.20	1,331.20	43,133.53	937.12	170.80	44,241.45
0000323964	TRANSIT POLICE SERGEANT	56,430.40	62,795.20	6,364.80	62,499.46	14,757.61	3,930.59	81,187.66
0000323367	*BUS OPERATOR	44,408.00	45,739.20	1,331.20	46,808.68	6,313.84	0.00	53,122.52
0000322746	RESIDENT ENGINEER	90,233.26	90,233.26	0.00	90,233.62	0.00	2,429.38	92,663.00
0000323596	SUPV BUS MAINTENANCE	57,262.40	57,262.40	0.00	59,870.54	9,980.84	2,202.40	72,053.78
0000320850	*SERVICEPERSON I	31,054.40	34,299.20	3,244.80	33,259.59	3,103.88	0.00	36,363.47
0000327124	*BUS OPERATOR	32,032.00	32,032.00	0.00	30,211.47	6,562.31	0.00	36,773.78
0000302133	CONTRACT MANAGER	0.00	0.00	0.00	88,204.85	0.00	0.00	88,204.85
0000322568	TRANSIT POLICE OFFICER SR (DATE LAST EMPLOYED 2017-05-01 00:05:00)	54,267.20	56,430.40	2,163.20	45,189.28	8,356.61	5,155.06	58,700.95
0000319665	*BUS OPERATOR	44,408.00	45,739.20	1,331.20	44,265.38	4,082.00	0.00	48,347.38
0000319738	*RAIL OPERATOR	31,096.00	35,443.20	4,347.20	30,264.99	5,484.50	0.00	35,749.49
0000335860	*BUS OPERATOR	31,096.00	35,443.20	4,347.20	32,058.78	4,028.74	0.00	36,087.52
0000321022	*BUS OPERATOR (DATE LAST EMPLOYED 2017-06-26 00:06:00)	44,408.00	44,408.00	0.00	43,081.24	13,872.06	0.00	56,953.30

## MARTOC REPORT

EE NUMBER	TITLE	FY 16	FY 17	DIFFERENCE	REGULAR	OVERTIME	OTHER	TOTAL
		BASE SALARY	BASE SALARY	+/-	EARNINGS	EARNINGS	EARNINGS	EARNINGS
0000323696	*BUS OPERATOR	44,408.00	45,739.20	1,331.20	46,375.83	7,503.23	0.00	53,879.06
0000321842	INFORMATION SYS ANALYST III	70,777.20	70,777.20	0.00	70,777.26	0.00	3,811.08	74,588.34
0000318894	AGM COMMUNICATIONS & EXT AFF	156,560.30	156,560.30	0.00	156,560.42	0.00	9,032.34	165,592.76
0000321823	*RAIL STATION CLEANER	31,054.40	31,969.60	915.20	33,448.42	10,850.40	0.00	44,298.82
0000335620	*BUS OPERATOR	31,096.00	35,443.20	4,347.20	33,309.66	6,614.36	0.00	39,924.02
0000328631	SUPV BUS TRANSPORTATION	52,790.40	52,790.40	0.00	48,684.85	822.74	609.12	50,116.71
0000335175	MGR CIP SCOPING & SCREENING	106,605.20	106,605.20	0.00	106,605.27	0.00	0.00	106,605.27
0000320921	*INSPECTOR	47,112.00	48,526.40	1,414.40	46,610.25	1,240.17	225.00	48,075.42
0000323594	*BUS OPERATOR	44,408.00	45,739.20	1,331.20	45,119.04	5,742.90	0.00	50,861.94
0000320303	SR INSTRUCTOR INFRASTRUCTURE	55,286.40	64,966.46	9,680.06	59,172.89	0.00	0.00	59,172.89
0000337861	SPECIFICATIONS WRITER	81,649.10	81,649.10	0.00	31,403.77	0.00	0.00	31,403.77
0000316538	*BUS OPERATOR	44,408.00	45,739.20	1,331.20	44,572.29	17,206.50	0.00	61,778.79
0000323369	SUPV BUS TRANSPORTATION	52,790.40	52,790.40	0.00	53,788.63	2,503.74	2,030.40	58,322.77
0000329013	*BUS OPERATOR	41,100.80	45,739.20	4,638.40	45,854.58	8,351.31	0.00	54,205.89
0000333107	*BUS OPERATOR	34,403.20	38,875.20	4,472.00	37,952.76	5,781.86	0.00	43,734.62
0000332975	*BUS OPERATOR	34,403.20	38,875.20	4,472.00	38,545.47	5,046.41	0.00	43,591.88
0000330690	RECRUITING OFFICER II	60,255.00	60,255.00	0.00	56,253.45	1,977.60	0.00	58,231.05
0000327275	CUSTOMER CARE REP	38,746.50	38,746.50	0.00	39,178.13	1,490.17	198.70	40,867.00
0000305150	RECRUITING OFFICER II	41,691.00	58,163.04	16,472.04	49,594.99	1,625.89	2,730.65	53,951.53
0000303497	*BUS OPERATOR	31,096.00	35,443.20	4,347.20	35,008.63	5,116.49	162.92	40,288.04
0000303495	*BUS OPERATOR	44,408.00	45,739.20	1,331.20	44,628.41	24,397.77	0.00	69,026.18
0000320357	*RAIL STATION CLEANER	31,054.40	31,969.60	915.20	32,407.06	4,624.58	0.00	37,031.64
0000303487	*BUS OPERATOR	44,408.00	45,739.20	1,331.20	46,777.05	18,343.36	0.00	65,120.41
0000322146	*BUS OPERATOR	44,408.00	45,739.20	1,331.20	38,755.87	5,146.52	0.00	43,902.39
0000334790	*BUS OPERATOR	31,096.00	35,443.20	4,347.20	34,557.20	12,105.73	0.00	46,662.93
0000328849	*JOURNEYMAN ET-TRAIN CONTROL	47,860.80	49,296.00	1,435.20	50,053.07	30,321.57	225.00	80,599.64
0000337588	*BUS OPERATOR	32,032.00	32,032.00	0.00	18,828.84	1,969.42	0.00	20,798.26
0000321613	FOREMAN POWER	57,262.40	57,262.40	0.00	58,881.14	18,238.20	0.00	77,119.34
0000334761	*BUS OPERATOR	31,096.00	35,443.20	4,347.20	34,459.00	6,962.39	0.00	41,421.39
0000331583	*BUS OPERATOR	37,752.00	42,328.00	4,576.00	39,759.17	4,649.34	0.00	44,408.51
0000334969	*BUS OPERATOR	31,096.00	35,443.20	4,347.20	34,446.57	3,783.29	0.00	38,229.86
0000320037	*RAIL OPERATOR	44,408.00	45,739.20	1,331.20	44,866.51	13,654.93	0.00	58,521.44
0000314842	ENVIRO HEALTH SAFETY COORD III	77,911.34	77,911.34	0.00	77,911.70	0.00	7,191.82	85,103.52
0000319881	*BUS OPERATOR	44,408.00	45,739.20	1,331.20	40,640.45	8,090.91	0.00	48,731.36
0000331210	*RAIL OPERATOR	37,752.00	42,328.00	4,576.00	42,278.93	6,988.55	0.00	49,267.48

## MARTOC REPORT

EE NUMBER	TITLE	FY 16 BASE SALARY	FY 17 BASE SALARY	DIFFERENCE +/-	REGULAR EARNINGS	OVERTIME EARNINGS	OTHER EARNINGS	TOTAL EARNINGS
0000314951	*JOURNEYMAN SUPPORT EQUIPMENT	47,860.80	49,296.00	1,435.20	48,362.74	6,732.66	225.00	55,320.40
0000333437	ADMINISTRATIVE ASSISTANT	36,640.50	36,640.50	0.00	36,142.00	2,570.97	1,052.25	39,765.22
0000330612	*JOURNEYMAN ET-RADIO MAINT	47,860.80	49,296.00	1,435.20	48,060.43	8,741.01	225.00	57,026.44
0000302676	CONTRACT EMP PT POLICE OFFICER	0.00	0.00	0.00	51,113.76	289.70	0.00	51,403.46
0000326639	*JOURNEYMAN RAIL CAR MECHANIC	47,860.80	49,296.00	1,435.20	48,612.61	11,950.85	225.00	60,788.46
0000335799	*BUS OPERATOR	31,096.00	32,032.00	936.00	24,902.72	2,638.17	0.00	27,540.89
0000322565	*INSPECTOR	47,112.00	48,526.40	1,414.40	49,186.60	12,078.18	225.00	61,489.78
0000306432	*BUS OPERATOR	44,408.00	45,739.20	1,331.20	42,081.98	5,272.04	0.00	47,354.02
0000306247	*SERVICEPERSON I (A)	35,276.80	36,337.60	1,060.80	35,666.00	5,030.76	0.00	40,696.76
0000331135	*RAIL OPERATOR	37,752.00	42,328.00	4,576.00	41,216.13	14,734.73	0.00	55,950.86
0000319225	CONTRACT EMP PT POLICE OFFICER	33,475.00	33,475.00	0.00	30,153.25	0.00	0.00	30,153.25
0000326541	*BUS OPERATOR	44,408.00	45,739.20	1,331.20	40,978.50	6,448.67	0.00	47,427.17
0000335809	*JOURNEYMAN ET-HVAC	43,284.80	44,574.40	1,289.60	43,834.25	2,598.75	225.00	46,658.00
0000303429	FARE COLLECT ASST SP PROJ	35,139.00	35,139.00	0.00	34,567.30	66.79	1,200.45	35,834.54
0000320602	SUPV FARE MEDIA ENCODING	54,429.18	54,429.18	0.00	54,429.29	0.00	628.04	55,057.33
0000334498	*BUS OPERATOR	31,096.00	35,443.20	4,347.20	34,964.19	10,342.36	0.00	45,306.55
0000335292	*SERVICEPERSON IV	35,276.80	38,272.00	2,995.20	38,967.07	15,262.86	0.00	54,229.93
0000306249	TRANSIT POLICE MAJOR	94,777.28	94,777.28	0.00	94,777.26	0.00	10,935.84	105,713.10
0000327292	*BUS OPERATOR	44,408.00	45,739.20	1,331.20	44,154.54	747.84	0.00	44,902.38
0000303177	*BUS OPERATOR	44,408.00	45,739.20	1,331.20	43,620.69	573.29	0.00	44,193.98
0000316232	*RAIL STATION CLEANER	31,054.40	31,969.60	915.20	32,569.95	13,409.03	0.00	45,978.98
0000304554	*RAIL OPERATOR	44,408.00	45,739.20	1,331.20	49,613.69	15,970.03	0.00	65,583.72
0000314984	*ADMIN CLERK	34,632.00	35,672.00	1,040.00	34,711.13	212.31	0.00	34,923.44
0000332372	COMMUNICATIONS ENGINEER VI	82,400.24	82,400.24	0.00	66,237.54	0.00	0.00	66,237.54
0000306011	*SR TRAFFIC CHECKER	35,443.20	36,504.00	1,060.80	39,737.28	18,064.53	0.00	57,801.81
0000331908	*BUS OPERATOR	37,752.00	42,328.00	4,576.00	39,086.92	2,564.51	0.00	41,651.43
0000332871	TRANSIT POLICE OFFICER	44,595.20	48,256.00	3,660.80	47,783.44	15,782.64	1,740.00	65,306.08
0000304468	*RAIL STATION CLEANER	31,054.40	31,969.60	915.20	32,537.68	179.16	0.00	32,716.84
0000328135	*BUS OPERATOR	44,408.00	45,739.20	1,331.20	46,311.36	9,832.74	0.00	56,144.10
0000323364	*BUS OPERATOR	44,408.00	45,739.20	1,331.20	45,018.51	15,687.91	0.00	60,706.42
0000306054	*RAIL OPERATOR	44,408.00	45,739.20	1,331.20	45,110.80	1,089.63	0.00	46,200.43
0000330752	SUPV RAIL LINE	57,803.20	57,803.20	0.00	57,815.13	2,739.15	1,889.72	62,444.00
0000302148	*INSPECTOR	47,112.00	48,526.40	1,414.40	52,082.52	32,123.49	225.00	84,431.01
0000331455	TRANSIT POLICE OFFICER SR	42,889.60	44,595.20	1,705.60	44,930.52	28,754.54	4,073.60	77,758.66

## MARTOC REPORT

EE NUMBER	TITLE	FY 16	FY 17	DIFFERENCE	REGULAR	OVERTIME	OTHER	TOTAL
		BASE SALARY	BASE SALARY	+/-	EARNINGS	EARNINGS	EARNINGS	EARNINGS
0000302209	OFFICE ADMINISTRATOR II	58,016.40	58,016.40	0.00	58,016.42	0.00	0.00	58,016.42
0000321102	*BUS OPERATOR	44,408.00	45,739.20	1,331.20	45,650.98	2,422.18	175.07	48,248.23
0000331126	RAIL SERVICES CONTROLLER	68,577.60	68,577.60	0.00	69,670.12	4,901.52	0.00	74,571.64
0000336509	*BUS OPERATOR	32,032.00	32,032.00	0.00	29,180.43	2,230.93	0.00	31,411.36
0000329888	TRANSIT POLICE SERGEANT	51,625.60	53,684.80	2,059.20	54,909.95	31,863.32	0.00	86,773.27
0000302858	FOREMAN COMMUNICATION	57,262.40	57,262.40	0.00	60,943.05	10,773.93	1,101.20	72,818.18
0000323961	CHF AGREEMENTS & UTILITIES	83,263.70	83,263.70	0.00	83,264.63	0.00	10,781.59	94,046.22
0000336764	*JOURNEYMAN ET-HVAC	43,284.80	44,574.40	1,289.60	43,199.54	827.23	225.00	44,251.77
0000303803	RAIL SERVICES CONTROLLER	73,257.60	73,257.60	0.00	72,996.52	3,516.44	4,226.40	80,739.36
0000303751	TRANSIT POLICE OFFICER SPECIAL (DATE LAST EMPLOYED 2017-05-01 00:05:00)	58,676.80	58,676.80	0.00	41,779.02	4,347.92	14,580.91	60,707.85
0000337436	*BUS OPERATOR	32,032.00	32,032.00	0.00	23,345.55	6,366.29	0.00	29,711.84
0000303196	MGR ELEC & MECH ENGINEERING	97,964.62	97,964.62	0.00	97,965.59	0.00	4,019.08	101,984.67
0000335561	*JOURNEYMAN ELEC POWER ELECT	43,284.80	46,238.40	2,953.60	44,147.72	10,913.45	225.00	55,286.17
0000330014	*SERVICEPERSON IV	31,054.40	34,528.00	3,473.60	24,841.50	1,556.46	122.64	26,520.60
0000320554	RAIL SERVICES CONTROLLER	63,356.80	63,356.80	0.00	36,536.77	403.60	0.00	36,940.37
0000317058	*REVENUE AGENT	45,136.00	46,488.00	1,352.00	46,634.48	756.83	0.00	47,391.31
0000323997	TRANSIT POLICE SERGEANT	60,382.40	62,795.20	2,412.80	61,520.30	25,320.58	2,368.80	89,209.68
0000332704	*RAIL OPERATOR	34,403.20	38,875.20	4,472.00	39,362.00	9,452.29	0.00	48,814.29
0000317265	*TRACK MAINTAINER	47,112.00	48,526.40	1,414.40	47,133.71	3,805.24	0.00	50,938.95
0000305940	*BUS OPERATOR	44,408.00	45,739.20	1,331.20	45,654.70	5,621.49	0.00	51,276.19
0000304420	*JOURNEYMAN ET-COMPUTER MAINT	47,860.80	49,296.00	1,435.20	54,670.01	24,343.55	225.00	79,238.56
0000319804	MAINTENANCE PLANNER BUS (DATE LAST EMPLOYED 2016-11-01 00:11:00)	55,910.40	55,910.40	0.00	20,860.91	3,164.79	2,199.86	26,225.56
0000332726	CIVIL ENGINEER IV	66,950.00	66,950.00	0.00	66,950.27	0.00	1,716.67	68,666.94
0000303366	LINE SUPERVISOR	52,790.40	52,790.40	0.00	54,162.55	12,402.29	1,015.20	67,580.04
0000302308	*JOURNEYMAN RAIL CAR MECHANIC	47,860.80	49,296.00	1,435.20	53,249.15	49,416.99	225.00	102,891.14
0000306175	*BUS OPERATOR	44,408.00	45,739.20	1,331.20	44,591.12	2,113.71	0.00	46,704.83
0000337330	ACCOUNTANT II	52,961.22	52,961.22	0.00	40,671.93	0.00	0.00	40,671.93
0000315643	OFFICE ENGINEER	77,899.12	77,899.12	0.00	77,900.22	0.00	3,171.91	81,072.13
0000303324	CONTRACT PROFESSIONAL	0.00	0.00	0.00	53,538.90	801.55	0.00	54,340.45
0000328846	*JOURNEYMAN ET-TRAIN CONTROL	47,860.80	49,296.00	1,435.20	50,487.93	16,558.67	225.00	67,271.60
0000305192	*BUS OPERATOR	44,408.00	45,739.20	1,331.20	45,698.73	10,087.31	212.86	55,998.90
0000302121	*JOURNEYMAN RAIL CAR MECHANIC	47,860.80	49,296.00	1,435.20	50,114.01	30,010.87	225.00	80,349.88
0000321144	MGR AUDIT	89,314.68	89,314.68	0.00	89,314.82	0.00	0.00	89,314.82
0000328453	*JOURNEYMAN ET-TELEPHONE MAINT	46,321.60	49,296.00	2,974.40	49,495.91	14,523.29	225.00	64,244.20
0000303911	*RAIL STATION CLEANER	31,054.40	31,969.60	915.20	32,209.22	6,181.02	0.00	38,390.24

## MARTOC REPORT

EE NUMBER	TITLE	FY 16	FY 17	DIFFERENCE	REGULAR	OVERTIME	OTHER	TOTAL
		BASE SALARY	BASE SALARY	+/-	EARNINGS	EARNINGS	EARNINGS	EARNINGS
0000302887	GEN SUPT BUS MAINT	79,874.60	79,874.60	0.00	79,874.68	0.00	6,246.61	86,121.29
0000306521	*RAIL STATION CLEANER	31,054.40	31,969.60	915.20	31,339.58	134.37	0.00	31,473.95
0000332059	*BUS OPERATOR	34,403.20	38,875.20	4,472.00	30,432.11	3,910.87	0.00	34,342.98
0000324714	*BUS OPERATOR	44,408.00	45,739.20	1,331.20	47,362.18	9,775.72	0.00	57,137.90
0000305272	*BUS OPERATOR	44,408.00	45,739.20	1,331.20	49,250.28	24,066.58	0.00	73,316.86
0000336803	*BUS OPERATOR	32,032.00	32,032.00	0.00	30,593.54	6,343.23	0.00	36,936.77
0000318564	*BUS OPERATOR	44,408.00	45,739.20	1,331.20	43,112.27	3,956.75	0.00	47,069.02
0000317293	*JOURNEYMAN SUPPORT EQUIPMENT	47,860.80	49,296.00	1,435.20	49,397.32	7,874.72	225.00	57,497.04
0000332973	ENGINEERING CAD SPECIALIST III	64,632.88	64,632.88	0.00	64,633.27	0.00	892.27	65,525.54
0000306094	MOBILITY CUSTOMER CARE REP	38,746.50	38,746.50	0.00	39,705.89	1,814.44	0.00	41,520.33
0000303430	CONTRACTS RECORDS ADMIN	36,133.50	36,133.50	0.00	36,141.58	374.63	2,244.92	38,761.13
0000337280	*STATION AGENT	38,043.20	38,043.20	0.00	30,162.35	4,286.07	0.00	34,448.42
0000325324	*JOURNEYMAN ET-LABORATORY	47,860.80	49,296.00	1,435.20	48,267.47	0.00	225.00	48,492.47
0000302680	*TRACK MAINTAINER	47,112.00	48,526.40	1,414.40	48,419.15	12,621.78	0.00	61,040.93
0000335792	DIR RAIL MAINTENANCE	136,990.36	136,990.36	0.00	144,490.56	0.00	0.00	144,490.56
0000302241	INSTRUCTOR BUS TECH ENVIRON	64,563.20	64,563.20	0.00	65,534.83	0.00	2,731.20	68,266.03
0000335662	*BUS OPERATOR	31,096.00	35,443.20	4,347.20	31,905.64	6,278.58	0.00	38,184.22
0000321545	*BUS OPERATOR	44,408.00	45,739.20	1,331.20	24,374.16	1,936.90	0.00	26,311.06
0000302380	*MATERIAL CONTROLLER LEAD	47,715.20	49,150.40	1,435.20	51,791.18	3,785.12	0.00	55,576.30
0000305564	*MATERIAL CONTROLLER	46,300.80	47,694.40	1,393.60	46,331.79	601.03	0.00	46,932.82
0000302525	*STATION AGENT	40,622.40	41,828.80	1,206.40	44,059.96	47,157.78	0.00	91,217.74
0000305850	*STATION AGENT	40,622.40	41,828.80	1,206.40	44,449.35	42,148.30	0.00	86,597.65
0000304649	*BUS OPERATOR	44,408.00	45,739.20	1,331.20	45,406.80	6,251.07	0.00	51,657.87
0000337082	*PT BUS OPERATOR	20,020.00	20,020.00	0.00	27,304.94	2,843.77	0.00	30,148.71
0000323909	*RAIL OPERATOR	31,054.40	32,032.00	977.60	34,235.78	14,318.22	0.00	48,554.00
0000305941	*RAIL OPERATOR	44,408.00	45,739.20	1,331.20	43,735.15	1,762.72	0.00	45,497.87
0000335326	*SERVICEPERSON IV	35,276.80	38,272.00	2,995.20	37,980.77	12,324.52	0.00	50,305.29
0000322436	TRANSIT POLICE OFFICER SR	56,430.40	56,430.40	0.00	57,569.88	23,135.19	0.00	80,705.07
0000330757	*BUS OPERATOR	37,752.00	42,328.00	4,576.00	42,472.64	6,326.15	0.00	48,798.79
0000321653	DIR PROGRAM & CONTRACT MGMT	110,864.52	110,864.52	0.00	110,037.36	0.00	11,061.62	121,098.98
0000332239	ROOFING PROGRAM SPEC (DATE LAST EMPLOYED 2016-12-16 00:12:00)	40,006.98	40,014.00	7.02	19,234.63	0.00	2,258.13	21,492.76
0000319806	*BUS OPERATOR (DATE LAST EMPLOYED 2016-12-01 00:12:00)	44,408.00	44,408.00	0.00	21,444.60	1,432.52	0.00	22,877.12
0000315116	*BUS OPERATOR	37,752.00	42,328.00	4,576.00	40,420.72	3,571.38	0.00	43,992.10
0000337228	*BUS OPERATOR	31,096.00	31,096.00	0.00	25,819.47	2,069.64	0.00	27,889.11

## MARTOC REPORT

EE NUMBER	TITLE	FY 16	FY 17	DIFFERENCE	REGULAR	OVERTIME	OTHER	TOTAL
		BASE SALARY	BASE SALARY	+/-	EARNINGS	EARNINGS	EARNINGS	EARNINGS
0000306301	LINE SUPERVISOR	52,790.40	52,790.40	0.00	53,451.92	11,875.61	6,218.10	71,545.63
0000320644	*RAIL STATION CLEANER	31,054.40	31,969.60	915.20	33,758.21	16,796.27	0.00	50,554.48
0000332119	*BUS OPERATOR	37,752.00	42,328.00	4,576.00	40,440.60	7,688.83	0.00	48,129.43
0000304819	*STATION AGENT	40,622.40	41,828.80	1,206.40	41,600.27	183.11	0.00	41,783.38
0000321906	*BUS OPERATOR	44,408.00	45,739.20	1,331.20	41,933.30	9,722.89	0.00	51,656.19
0000304933	*SERVICEPERSON IV	35,276.80	38,272.00	2,995.20	37,575.99	8,388.99	0.00	45,964.98
0000331267	CJIT-POLICE DISPATCHER	41,828.80	41,828.80	0.00	38,758.63	3,077.64	3,067.08	44,903.35
0000303514	*BUS OPERATOR	44,408.00	45,739.20	1,331.20	47,820.04	14,730.35	0.00	62,550.39
0000306424	*AA INSPECTOR	47,860.80	49,296.00	1,435.20	49,279.93	9,086.18	225.00	58,591.11
0000311542	SUPV FIELD RESEARCH	0.00	0.00	0.00	23,623.15	880.68	0.00	24,503.83
0000302271	*BUS OPERATOR	44,408.00	45,739.20	1,331.20	48,171.89	22,360.28	0.00	70,532.17
0000318277	SR EXECUTIVE ADMINISTRATOR BD (DATE LAST EMPLOYED 2017-07-12 00:07:00)	78,252.46	78,252.46	0.00	78,252.66	0.00	3,086.37	81,339.03
0000308803	*BUS OPERATOR	44,408.00	45,739.20	1,331.20	43,228.51	4,766.67	0.00	47,995.18
0000321624	*BUS OPERATOR	44,408.00	45,739.20	1,331.20	45,588.76	15,849.94	0.00	61,438.70
0000335735	*BUS OPERATOR	31,096.00	35,443.20	4,347.20	32,751.04	9,912.46	0.00	42,663.50
0000302313	RESEARCH SURVEYOR	0.00	0.00	0.00	20,557.09	492.13	0.00	21,049.22
0000326788	COMMUNICATIONS SPECIALIST	35,568.00	35,568.00	0.00	33,018.71	3,255.62	2,872.80	39,147.13
0000336472	MGR CLAIMS	80,100.02	80,100.02	0.00	80,100.13	0.00	0.00	80,100.13
0000335795	*BUS OPERATOR	31,096.00	35,443.20	4,347.20	31,910.38	3,764.37	0.00	35,674.75
0000331369	TRANSIT POLICE OFFICER SR	52,187.20	54,267.20	2,080.00	53,987.72	28,293.95	1,764.12	84,045.79
0000302233	*BUS OPERATOR	44,408.00	45,739.20	1,331.20	47,947.99	6,376.27	0.00	54,324.26
0000320241	RAIL SERVICES CONTROLLER	67,932.80	68,515.20	582.40	68,278.39	3,180.78	3,415.84	74,875.01
0000303849	FOREMAN CUSTODIAL SERVICES	47,278.40	47,486.40	208.00	47,581.04	113.65	4,177.89	51,872.58
0000318553	*BUS OPERATOR (DATE LAST EMPLOYED 2017-02-13 00:02:00)	44,408.00	44,408.00	0.00	34,862.04	2,618.09	0.00	37,480.13
0000335663	*BUS OPERATOR	31,096.00	35,443.20	4,347.20	32,288.35	6,081.94	0.00	38,370.29
0000315335	*JOURNEYMAN RAIL CAR MECHANIC	47,860.80	49,296.00	1,435.20	52,823.90	16,549.97	225.00	69,598.87
0000302629	*RAIL OPERATOR	44,408.00	45,739.20	1,331.20	44,696.81	14,773.90	0.00	59,470.71
0000306499	SUPT BUS MAINTENANCE GARAGE (DATE LAST EMPLOYED 2017-02-01 00:02:00)	67,995.20	74,596.34	6,601.14	40,220.58	0.00	8,530.00	48,750.58
0000334383	*SERVICEPERSON I (A)	33,300.80	36,337.60	3,036.80	36,122.08	9,552.93	0.00	45,675.01
0000333405	*JOURNEYMAN ELEC POWER ELECT	44,886.40	47,715.20	2,828.80	42,576.64	3,448.02	399.00	46,423.66
0000317771	*JOURNEYMAN RAIL CAR MECHANIC	47,860.80	49,296.00	1,435.20	51,688.74	17,852.98	225.00	69,766.72
0000315446	*TRACK WALKER	47,112.00	48,526.40	1,414.40	49,664.94	8,400.40	0.00	58,065.34
0000319811	DIVISION DISPATCHER	52,790.40	52,790.40	0.00	53,303.47	1,072.73	3,578.58	57,954.78
0000337438	*BUS OPERATOR	32,032.00	32,032.00	0.00	19,315.77	2,014.48	0.00	21,330.25

## MARTOC REPORT

EE NUMBER	TITLE	FY 16	FY 17	DIFFERENCE	REGULAR	OVERTIME	OTHER	TOTAL
		BASE SALARY	BASE SALARY	+/-	EARNINGS	EARNINGS	EARNINGS	EARNINGS
0000331292	*APPRENTICE MECHANIC	39,249.60	44,158.40	4,908.80	42,235.41	4,743.71	0.00	46,979.12
0000304625	*SERVICEPERSON V	37,169.60	45,739.20	8,569.60	42,955.82	4,131.29	0.00	47,087.11
0000334175	*BUS OPERATOR	35,443.20	35,443.20	0.00	21,955.60	560.71	0.00	22,516.31
0000321475	TRANSIT POLICE SERGEANT	62,795.20	65,291.20	2,496.00	64,730.86	32,306.15	11,983.97	109,020.98
0000333057	*BUS OPERATOR	32,032.00	32,032.00	0.00	29,673.27	3,522.85	0.00	33,196.12
0000303999	*BUS OPERATOR	44,408.00	45,739.20	1,331.20	45,802.03	17,924.21	674.66	64,400.90
0000331197	CJIT-CALL TAKER	38,542.40	38,542.40	0.00	38,922.15	3,617.78	1,482.40	44,022.33
0000318556	SUPV RAIL LINE	57,262.40	57,262.40	0.00	57,907.83	10,077.47	5,616.12	73,601.42
0000335623	*BUS OPERATOR	31,096.00	35,443.20	4,347.20	32,084.04	3,672.69	0.00	35,756.73
0000305763	CONTRACT PROFESSIONAL	0.00	0.00	0.00	67,300.20	3,728.60	0.00	71,028.80
0000325719	POLICE ADMINISTRATOR	58,965.14	58,965.14	0.00	61,262.67	0.00	6,077.98	67,340.65
0000305601	*SR TRAFFIC CHECKER	35,443.20	36,504.00	1,060.80	34,213.12	7,674.39	0.00	41,887.51
0000320854	*RAIL STATION CLEANER	31,054.40	31,969.60	915.20	32,321.22	7,731.91	0.00	40,053.13
0000306429	SUPV RAIL LINE	57,262.40	57,262.40	0.00	58,529.15	21,645.45	5,395.88	85,570.48
0000302591	*JOURNEYMAN OVERHAULER	47,860.80	49,296.00	1,435.20	48,733.10	3,770.82	225.00	52,728.92
0000335557	TRANSIT POLICE OFFICER	38,126.40	39,665.60	1,539.20	38,938.76	11,046.90	2,918.68	52,904.34
0000303706	NON REVENUE PLANNER	56,388.80	56,388.80	0.00	58,114.80	7,802.93	4,879.80	70,797.53
0000332971	TRANSIT POLICE OFFICER	36,670.40	39,665.60	2,995.20	38,826.57	7,334.98	3,641.63	49,803.18
0000333479	CRIMINAL JUSTICE INFO TECH REC	30,742.40	30,742.40	0.00	31,297.49	4,754.08	0.00	36,051.57
0000325460	CONTRACT PROFESSIONAL	0.00	0.00	0.00	70,297.50	5,353.43	0.00	75,650.93
0000304148	SUPV NETWORK OPERATIONS CENTER (DATE LAST EMPLOYED 2017-04-01 00:04:00)	65,992.42	65,992.42	0.00	45,433.35	0.00	3,596.44	49,029.79
0000331589	FIELD INSPECTOR	54,366.00	54,366.00	0.00	54,047.09	2,300.10	3,994.63	60,341.82
0000329820	STRUCTURAL ENGINEER IV	61,401.08	61,401.08	0.00	61,401.40	0.00	0.00	61,401.40
0000335449	*BUS OPERATOR	31,096.00	35,443.20	4,347.20	28,953.74	2,105.44	0.00	31,059.18
0000317600	SUPV COMMUNICATIONS	46,217.60	47,486.40	1,268.80	46,423.23	3,056.80	3,337.36	52,817.39
0000315214	CONTRACT EMP PT POLICE OFFICER	0.00	0.00	0.00	32,509.41	0.00	0.00	32,509.41
0000303500	*BUS OPERATOR	44,408.00	45,739.20	1,331.20	45,829.08	10,165.18	0.00	55,994.26
0000336914	*BUS OPERATOR	32,032.00	32,032.00	0.00	28,702.01	3,329.50	0.00	32,031.51
0000323610	*BUS OPERATOR	44,408.00	45,739.20	1,331.20	49,222.77	14,270.16	0.00	63,492.93
0000337786	*MATERIAL CONTROLLER	41,849.60	41,849.60	0.00	20,008.96	234.48	0.00	20,243.44
0000335875	PORTFOLIO MANAGER (DATE LAST EMPLOYED 2016-11-01 00:11:00)	91,200.98	91,200.98	0.00	32,271.26	0.00	3,596.13	35,867.39
0000326345	BUS MECH ELEC ENGINEER	72,185.10	72,185.10	0.00	72,185.19	0.00	3,056.95	75,242.14
0000330671	DIVERSITY EEO INVESTIGATOR	61,532.38	61,519.38	-13.00	64,744.30	0.00	4,732.26	69,476.56
0000316606	*BUS OPERATOR	44,408.00	45,739.20	1,331.20	38,691.94	625.17	0.00	39,317.11
0000334484	*BUS OPERATOR	31,096.00	35,443.20	4,347.20	34,055.26	2,382.38	0.00	36,437.64



## MARTOC REPORT

EE NUMBER	TITLE	FY 16 BASE SALARY	FY 17 BASE SALARY	DIFFERENCE +/-	REGULAR EARNINGS	OVERTIME EARNINGS	OTHER EARNINGS	TOTAL EARNINGS
0000306588	SUPV BUS MAINTENANCE BODY SHOP	59,467.20	59,467.20	0.00	64,068.80	37,689.97	0.00	101,758.77
0000337274	*CUSTOMER INFORMATION OPERATOR	30,784.00	30,784.00	0.00	23,049.95	1,017.64	0.00	24,067.59
0000304403	*BUS OPERATOR (DATE LAST EMPLOYED 2016-12-01 00:12:00)	44,408.00	44,408.00	0.00	91,383.95	36,214.27	0.00	127,598.22
0000334772	*BUS OPERATOR	31,096.00	35,443.20	4,347.20	34,737.24	4,420.44	0.00	39,157.68
0000305288	TRANSIT POLICE SERGEANT	67,912.00	67,912.00	0.00	69,413.97	26,177.22	2,448.75	98,039.94
0000326624	*BUS OPERATOR	35,443.20	35,443.20	0.00	30,040.83	2,130.46	0.00	32,171.29
0000321870	DEPARTMENT ADMINISTRATOR (DATE LAST EMPLOYED 2017-01-06 00:01:00)	61,320.22	61,320.22	0.00	33,018.69	0.00	3,718.21	36,736.90
0000320620	MOBILITY CUSTOMER CARE REP	38,571.00	38,571.00	0.00	40,495.33	8,909.54	144.00	49,548.87
0000303203	*BUS OPERATOR	44,408.00	45,739.20	1,331.20	48,868.33	10,228.27	0.00	59,096.60
0000322935	*BUS OPERATOR	44,408.00	45,739.20	1,331.20	46,542.26	5,372.28	0.00	51,914.54
0000317128	*BUS OPERATOR	44,408.00	45,739.20	1,331.20	45,168.22	7,131.10	0.00	52,299.32
0000321225	MGR MEDIA SALES	70,944.90	70,944.90	0.00	70,945.07	0.00	0.00	70,945.07
0000332766	*RAIL OPERATOR	34,403.20	38,875.20	4,472.00	39,114.03	9,171.67	0.00	48,285.70
0000304182	OFFICE ADMINISTRATOR II	54,129.14	54,129.14	0.00	52,436.06	0.00	1,693.28	54,129.34
0000303486	*BUS OPERATOR	44,408.00	45,739.20	1,331.20	46,326.71	18,048.15	0.00	64,374.86
0000302803	MGR QUALITY ASSURANCE (DATE LAST EMPLOYED 2016-10-01 00:10:00)	104,949.52	104,949.52	0.00	28,256.51	0.00	5,382.04	33,638.55
0000332121	TRANSIT POLICE OFFICER SPECIAL	44,595.20	48,256.00	3,660.80	47,855.91	14,119.34	2,970.88	64,946.13
0000337850	PROJECT ENGINEER	65,000.00	65,000.00	0.00	29,750.00	0.00	0.00	29,750.00
0000322339	*INSPECTOR	45,240.00	46,883.20	1,643.20	47,419.74	20,912.97	225.00	68,557.71
0000334552	*BUS OPERATOR	31,096.00	35,443.20	4,347.20	34,193.25	2,625.23	0.00	36,818.48
0000333786	*BUS OPERATOR	34,403.20	38,875.20	4,472.00	37,296.92	13,849.17	0.00	51,146.09
0000323517	*BUS OPERATOR	44,408.00	45,739.20	1,331.20	34,527.23	9,528.44	0.00	44,055.67
0000323526	ELECTRICAL MAINTENANCE INSPECT (DATE LAST EMPLOYED 2017-01-07 00:01:00)	55,282.50	55,282.50	0.00	27,776.84	6,126.47	2,429.88	36,333.19
0000333271	CONTRACT EMP PT POLICE OFFICER	0.00	0.00	0.00	46,536.75	3,263.87	0.00	49,800.62
0000305193	MGR SERVICE MONITORING	89,121.76	89,121.76	0.00	89,122.06	0.00	0.00	89,122.06
0000325415	TRANSIT POLICE SERGEANT	58,052.80	60,382.40	2,329.60	60,188.90	35,930.64	5,504.14	101,623.68
0000334844	*BUS OPERATOR	31,096.00	35,443.20	4,347.20	32,134.97	6,818.55	0.00	38,953.52
0000336530	CONTRACT PROFESSIONAL	0.00	0.00	0.00	143,797.50	500.50	0.00	144,298.00
0000317911	*SERVICEPERSON I	34,777.60	35,817.60	1,040.00	22,940.28	3,396.80	0.00	26,337.08
0000306506	SUPV RAIL LINE	59,571.20	59,571.20	0.00	60,729.77	26,839.37	9,164.80	96,733.94
0000309131	RAIL SERVICES CONTROLLER	73,257.60	73,257.60	0.00	73,517.38	8,525.15	5,635.20	87,677.73
0000326537	*APPRENTICE MECHANIC	39,249.60	44,158.40	4,908.80	42,125.62	956.59	0.00	43,082.21
0000337716	TRANSIT POLICE OFFICER	41,246.40	41,246.40	0.00	23,543.25	1,555.12	0.00	25,098.37
0000305829	*BUS OPERATOR	44,408.00	45,739.20	1,331.20	47,099.84	9,014.17	0.00	56,114.01

## MARTOC REPORT

EE NUMBER	TITLE	FY 16	FY 17	DIFFERENCE	REGULAR	OVERTIME	OTHER	TOTAL
		BASE SALARY	BASE SALARY	+/-	EARNINGS	EARNINGS	EARNINGS	EARNINGS
0000302948	GEN SUPT BUS MAINT	69,911.92	79,874.60	9,962.68	73,360.62	0.00	5,761.04	79,121.66
0000334625	CONTRACT EMP ADMIN SUPPORT	0.00	0.00	0.00	27,405.00	461.25	0.00	27,866.25
0000304602	SUPV BUS TRANSPORTATION	55,764.80	55,764.80	0.00	57,815.70	23,478.62	4,825.80	86,120.12
0000333095	*BUS OPERATOR	34,403.20	38,875.20	4,472.00	38,576.97	20,543.71	0.00	59,120.68
0000324537	*SERVICEPERSON I (A)	35,276.80	36,337.60	1,060.80	23,925.44	0.00	0.00	23,925.44
0000336903	PROJECT MANAGER I	82,500.08	82,500.08	0.00	82,500.35	0.00	0.00	82,500.35
0000302310	*JOURNEYMAN ET-RAIL CAR MAINT	47,860.80	49,296.00	1,435.20	53,450.47	28,026.28	225.00	81,701.75
0000329890	*RAIL STATION CLEANER	31,054.40	31,969.60	915.20	33,683.56	5,447.59	0.00	39,131.15
0000305968	*STATION AGENT	40,622.40	41,828.80	1,206.40	43,736.35	44,609.13	0.00	88,345.48
0000322744	*JOURNEYMAN SUPPORT EQUIPMENT	47,860.80	49,296.00	1,435.20	48,710.46	7,722.84	409.08	56,842.38
0000304704	*BUS DISPATCHER (BLOCKOUT)	45,531.20	46,883.20	1,352.00	40,624.94	330.00	0.00	40,954.94
0000333776	*BUS OPERATOR	34,403.20	38,875.20	4,472.00	27,326.05	3,857.82	0.00	31,183.87
0000305861	SUPV RAIL LINE	61,859.20	61,859.20	0.00	61,032.73	26,594.39	2,287.20	89,914.32
0000313509	SUPT BUS TRANSPORTATION	70,094.44	70,094.44	0.00	70,094.62	0.00	4,061.90	74,156.52
0000317915	FOREMAN TRACK & STRCT	57,262.40	57,262.40	0.00	58,149.71	25,644.95	6,056.60	89,851.26
0000331805	*RAIL STATION CLEANER	31,054.40	31,969.60	915.20	35,548.62	9,848.24	0.00	45,396.86
0000333398	SUPV FIELD RESEARCH	0.00	0.00	0.00	22,658.57	2,668.11	0.00	25,326.68
0000302724	*BUS OPERATOR	44,408.00	45,739.20	1,331.20	43,365.38	2,782.04	0.00	46,147.42
0000302231	*RAIL OPERATOR	44,408.00	45,739.20	1,331.20	45,293.27	3,500.16	0.00	48,793.43
0000304068	*BUS OPERATOR	44,408.00	44,408.00	0.00	34,059.08	170.72	0.00	34,229.80
0000334583	(DATE LAST EMPLOYED 2017-03-01 00:03:00) *JOURNEYMAN ELEC POWER ELECT	44,886.40	47,715.20	2,828.80	48,392.42	35,700.22	225.00	84,317.64
0000327680	*JOURNEYMAN ELEC POWER ELECT	47,860.80	49,296.00	1,435.20	48,765.78	14,660.34	225.00	63,651.12
0000328829	*RAIL OPERATOR	41,100.80	45,739.20	4,638.40	40,115.89	12,926.22	0.00	53,042.11
0000305951	*BUS OPERATOR	44,408.00	45,739.20	1,331.20	45,014.49	5,203.18	0.00	50,217.67
0000320371	*TRACK WALKER	47,112.00	48,526.40	1,414.40	49,042.06	10,056.68	0.00	59,098.74
0000334026	*BUS OPERATOR	34,403.20	38,875.20	4,472.00	35,818.92	5,080.66	0.00	40,899.58
0000321756	CHF LITIGATION ADMINISTRATION	114,365.16	125,801.52	11,436.36	118,324.00	0.00	9,765.03	128,089.03
0000306376	CONTRACT PROFESSIONAL	0.00	0.00	0.00	91,126.10	0.00	0.00	91,126.10
0000337847	CONTRACT PROFESSIONAL	62,848.50	62,848.50	0.00	30,634.63	1,909.65	0.00	32,544.28
0000306671	PERFORMANCE ANALYST	65,878.80	74,634.04	8,755.24	72,631.36	0.00	0.00	72,631.36
0000337200	BUILDING MAINT SPEC II	50,726.78	50,726.78	0.00	42,142.36	0.00	780.43	42,922.79
0000303712	(DATE LAST EMPLOYED 2017-06-09 00:06:00) *BUS OPERATOR	44,408.00	45,739.20	1,331.20	45,400.01	1,296.83	0.00	46,696.84
0000302134	MAINTENANCE PLANNER FACILITIES	55,286.40	55,286.40	0.00	45,519.15	0.00	1,913.76	47,432.91
0000317728	(DATE LAST EMPLOYED 2017-05-08 00:05:00) *STATION AGENT	40,622.40	41,828.80	1,206.40	41,155.01	124.52	0.00	41,279.53

## MARTOC REPORT

EE NUMBER	TITLE	FY 16	FY 17	DIFFERENCE	REGULAR	OVERTIME	OTHER	TOTAL
		BASE SALARY	BASE SALARY	+/-	EARNINGS	EARNINGS	EARNINGS	EARNINGS
0000332957	TRANSIT POLICE OFFICER SR	56,430.40	56,430.40	0.00	52,996.05	5,839.82	3,336.99	62,172.86
0000333609	*MATERIAL CONTROLLER	42,556.80	44,761.60	2,204.80	42,723.20	1,760.45	0.00	44,483.65
0000321773	*BUS OPERATOR	44,408.00	45,739.20	1,331.20	43,681.13	5,340.89	0.00	49,022.02
0000313789	SUPV BUS MAINTENANCE	57,803.20	57,803.20	0.00	58,055.32	4,805.50	2,223.20	65,084.02
0000336178	*BUS OPERATOR	32,032.00	32,032.00	0.00	30,461.24	3,791.25	0.00	34,252.49
0000330155	*BUS OPERATOR	41,100.80	45,739.20	4,638.40	41,787.60	6,281.84	0.00	48,069.44
0000331670	*BUS OPERATOR (DATE LAST EMPLOYED 2017-06-22 00:06:00)	37,752.00	41,100.80	3,348.80	24,840.21	769.98	0.00	25,610.19
0000326546	*BUS OPERATOR	44,408.00	45,739.20	1,331.20	42,408.70	15,376.60	0.00	57,785.30
0000324721	*JOURNEYMAN ET-TRAIN CONTROL	47,860.80	49,296.00	1,435.20	52,328.75	56,156.07	225.00	108,709.82
0000306319	MAINTENANCE PLANNER BUS	58,344.00	58,344.00	0.00	60,244.68	8,143.95	0.00	68,388.63
0000323514	*JOURNEYMAN ELEC POWER ELECT	47,860.80	49,296.00	1,435.20	51,084.61	30,649.42	225.00	81,959.03
0000331884	TRANSIT POLICE OFFICER	36,670.40	41,246.40	4,576.00	41,046.85	7,166.47	1,357.70	49,571.02
0000302330	MOBILITY SERVICE AGENT	32,409.00	32,409.00	0.00	32,405.83	0.00	2,493.00	34,898.83
0000326271	*JOURNEYMAN ET-TRAIN CONTROL	47,860.80	49,296.00	1,435.20	48,762.19	10,294.16	225.00	59,281.35
0000334959	*JOURNEYMAN PAINTER	44,886.40	46,592.00	1,705.60	45,463.52	8,757.30	225.00	54,445.82
0000335913	CONTRACT INSTRUCTOR	0.00	0.00	0.00	50,890.84	2,936.02	0.00	53,826.86
0000306583	SR ITS GIS DEVELOPER	89,115.78	89,115.78	0.00	89,115.84	0.00	10,968.10	100,083.94
0000318283	SR PERFORMANCE ANALYST	76,276.46	76,276.46	0.00	75,701.93	0.00	5,000.69	80,702.62
0000306463	TRANSIT POLICE SERGEANT (DATE LAST EMPLOYED 2017-05-25 00:05:00)	67,912.00	67,912.00	0.00	63,700.16	18,867.68	6,029.15	88,596.99
0000304092	*AA INSPECTOR	47,860.80	49,296.00	1,435.20	51,885.79	18,085.95	225.00	70,196.74
0000321901	TRANSIT POLICE OFFICER SR	54,267.20	56,430.40	2,163.20	55,600.03	28,236.69	2,170.40	86,007.12
0000306635	INSTRUCTOR BUS TECHNICAL	56,451.20	56,451.20	0.00	56,447.74	0.00	5,428.00	61,875.74
0000327569	*INSPECTOR	47,112.00	48,526.40	1,414.40	48,917.24	13,236.66	225.00	62,378.90
0000316796	*SERVICEPERSON I (A)	35,276.80	36,337.60	1,060.80	36,174.80	3,040.08	0.00	39,214.88
0000315029	RAIL SERVICES CONTROLLER (DATE LAST EMPLOYED 2017-03-31 00:03:00)	73,257.60	73,257.60	0.00	52,582.95	7,063.04	9,645.59	69,291.58
0000336714	MGR IT SECURITY	122,192.20	122,192.20	0.00	92,422.63	0.00	0.00	92,422.63
0000302102	*BUS OPERATOR	44,408.00	45,739.20	1,331.20	48,274.42	15,836.14	0.00	64,110.56
0000327571	FLEET MAINTENANCE ANALYST	72,185.10	72,185.10	0.00	72,185.12	0.00	0.00	72,185.12
0000318082	*BUS OPERATOR	44,408.00	45,739.20	1,331.20	46,427.01	6,359.66	0.00	52,786.67
0000334353	*BUS OPERATOR	31,096.00	35,443.20	4,347.20	35,037.68	4,555.37	0.00	39,593.05
0000320659	*BUS OPERATOR	44,408.00	45,739.20	1,331.20	46,061.66	27,775.77	0.00	73,837.43
0000303942	*BUS OPERATOR (DATE LAST EMPLOYED 2017-06-01 00:06:00)	44,408.00	44,408.00	0.00	45,410.43	11,753.01	0.00	57,163.44
0000334538	*BUS OPERATOR	31,096.00	35,443.20	4,347.20	35,608.31	4,347.72	0.00	39,956.03
0000337706	CONFIG MGMT SPECIALIST III	60,000.20	60,000.20	0.00	32,077.04	0.00	230.77	32,307.81

## MARTOC REPORT

EE NUMBER	TITLE	FY 16	FY 17	DIFFERENCE	REGULAR	OVERTIME	OTHER	TOTAL
		BASE SALARY	BASE SALARY	+/-	EARNINGS	EARNINGS	EARNINGS	EARNINGS
0000304121	*BUS OPERATOR (DATE LAST EMPLOYED 2017-03-01 00:03:00)	44,408.00	44,408.00	0.00	29,024.47	5,848.47	0.00	34,872.94
0000303919	*BUS OPERATOR	44,408.00	45,739.20	1,331.20	42,825.65	2,327.95	170.81	45,324.41
0000335997	*BUS OPERATOR	31,096.00	35,443.20	4,347.20	31,648.11	5,194.24	0.00	36,842.35
0000316266	*BUS OPERATOR	44,408.00	45,739.20	1,331.20	44,519.90	5,882.45	0.00	50,402.35
0000336498	*JOURNEYMAN ET-LABORATORY	43,284.80	46,238.40	2,953.60	45,116.80	4,902.54	225.00	50,244.34
0000337510	PROJECT MANAGER I	81,229.20	81,229.20	0.00	53,111.65	0.00	755.64	53,867.29
0000304912	*JOURNEYMAN ET-RAIL CAR MAINT	47,860.80	49,296.00	1,435.20	49,842.39	14,436.02	225.00	64,503.41
0000314902	*SERVICEPERSON I	34,777.60	35,817.60	1,040.00	35,074.22	68.97	0.00	35,143.19
0000335498	*JOURNEYMAN ET-RAIL CAR MAINT	44,886.40	46,592.00	1,705.60	46,245.86	26,519.33	450.00	73,215.19
0000333663	*RAIL OPERATOR	34,403.20	38,875.20	4,472.00	36,485.62	15,965.71	0.00	52,451.33
0000324720	*JOURNEYMAN ET-TRAIN CONTROL	47,860.80	49,296.00	1,435.20	50,674.34	32,659.87	225.00	83,559.21
0000336805	*BUS OPERATOR	32,032.00	32,032.00	0.00	29,449.41	3,738.12	0.00	33,187.53
0000302901	*JOURNEYMAN ET-TRAIN CONTROL	47,860.80	49,296.00	1,435.20	47,922.32	1,915.61	225.00	50,062.93
0000302144	AGM LEGAL SERVICES	185,657.68	189,371.00	3,713.32	184,886.64	0.00	10,196.90	195,083.54
0000320672	*TRACK WALKER	47,112.00	48,526.40	1,414.40	48,713.65	10,506.83	0.00	59,220.48
0000316713	*BUS OPERATOR	44,408.00	45,739.20	1,331.20	43,852.33	9,006.50	0.00	52,858.83
0000337277	*BUS OPERATOR	32,032.00	32,032.00	0.00	25,115.47	3,296.78	0.00	28,412.25
0000302748	*BUS OPERATOR	44,408.00	45,739.20	1,331.20	48,081.09	33,651.66	0.00	81,732.75
0000337472	*SERVICEPERSON I	34,299.20	34,299.20	0.00	23,264.10	828.43	0.00	24,092.53
0000328471	*JOURNEYMAN RAIL CAR MECHANIC	47,860.80	49,296.00	1,435.20	29,668.07	1,044.10	225.00	30,937.17
0000321900	*BUS OPERATOR	44,408.00	45,739.20	1,331.20	46,145.31	21,866.79	0.00	68,012.10
0000331644	TRANSIT POLICE OFFICER SR	46,384.00	48,256.00	1,872.00	45,632.40	19,433.72	3,733.90	68,800.02
0000331540	TRANSIT POLICE OFFICER SR	44,595.20	46,384.00	1,788.80	46,553.86	8,772.50	0.00	55,326.36
0000327630	SR EXECUTIVE ADMINISTRATOR	65,245.70	65,245.70	0.00	64,743.98	0.00	501.89	65,245.87
0000322979	*JOURNEYMAN AUTOMOTIVE TECH	44,886.40	47,715.20	2,828.80	45,532.28	1,329.51	1,095.00	47,956.79
0000334590	*BUS OPERATOR	31,096.00	35,443.20	4,347.20	34,663.91	3,240.18	0.00	37,904.09
0000328465	*INSPECTOR	45,094.40	46,446.40	1,352.00	25,089.36	4,506.63	225.00	29,820.99
0000320577	*BUS OPERATOR	32,260.80	32,032.00	-228.80	23,512.32	2,641.73	0.00	26,154.05
0000329165	MGR DESIGN INDUSTRIAL SYSTEMS	84,872.32	102,472.24	17,599.92	99,826.28	0.00	0.00	99,826.28
0000326640	*JOURNEYMAN RAIL CAR MECHANIC	47,860.80	49,296.00	1,435.20	49,235.28	4,944.32	225.00	54,404.60
0000324937	SUPV FIELD RESEARCH	0.00	0.00	0.00	23,416.07	2,419.50	0.00	25,835.57
0000321935	SR INFORMATION TECH AUDITOR	65,400.92	76,000.34	10,599.42	66,624.78	0.00	4,820.08	71,444.86
0000323665	*BUS OPERATOR	44,408.00	45,739.20	1,331.20	45,841.90	5,010.41	0.00	50,852.31
0000304173	*STATION AGENT	40,622.40	41,828.80	1,206.40	42,184.94	10,912.47	0.00	53,097.41
0000303572	*BUS OPERATOR	44,408.00	45,739.20	1,331.20	46,198.37	4,733.67	0.00	50,932.04

## MARTOC REPORT

EE NUMBER	TITLE	FY 16	FY 17	DIFFERENCE	REGULAR	OVERTIME	OTHER	TOTAL
		BASE SALARY	BASE SALARY	+/-	EARNINGS	EARNINGS	EARNINGS	EARNINGS
0000330852	PARALEGAL	53,586.00	53,586.00	0.00	53,381.76	103.05	0.00	53,484.81
0000304429	*SERVICEPERSON IV	37,169.60	38,272.00	1,102.40	37,495.54	10,943.23	0.00	48,438.77
0000336172	*BUS OPERATOR	32,032.00	32,032.00	0.00	30,059.78	2,550.27	0.00	32,610.05
0000311904	*SERVICEPERSON IV	37,169.60	38,272.00	1,102.40	37,585.97	2,003.71	0.00	39,589.68
0000326638	SUPV BUS MAINTENANCE	57,262.40	57,262.40	0.00	57,860.83	7,985.32	4,680.10	70,526.25
0000324899	*RAIL STATION CLEANER	31,054.40	31,969.60	915.20	32,649.67	5,218.05	0.00	37,867.72
0000304455	*JOURNEYMAN ET-RAIL CAR MAINT	47,860.80	49,296.00	1,435.20	49,778.54	28,923.61	225.00	78,927.15
0000330843	COST ANALYST	59,158.84	64,608.70	5,449.86	64,221.17	0.00	2,589.00	66,810.17
0000303096	*SERVICEPERSON IV	37,169.60	38,272.00	1,102.40	34,878.77	5,019.28	142.96	40,041.01
0000304377	*JOURNEYMAN ET-RADIO MAINT	47,860.80	49,296.00	1,435.20	49,631.77	31,256.19	225.00	81,112.96
0000304890	*BUS OPERATOR	44,408.00	45,739.20	1,331.20	45,311.38	8,204.64	0.00	53,516.02
0000332216	*BUS OPERATOR (DATE LAST EMPLOYED 2017-01-03 00:01:00)	37,752.00	37,752.00	0.00	20,478.01	1,434.81	0.00	21,912.82
0000334555	*BUS OPERATOR	31,096.00	35,443.20	4,347.20	35,071.23	4,485.54	0.00	39,556.77
0000337670	RAIL SERVICES CONTROLLER	63,356.80	63,356.80	0.00	39,567.54	4,910.17	0.00	44,477.71
0000328301	MGR SYSTEM SAFETY PROGRAMS	89,693.76	89,693.76	0.00	89,693.93	0.00	2,989.80	92,683.73
0000320611	*MATERIAL CONTROLLER	41,600.00	44,761.60	3,161.60	42,372.82	281.37	0.00	42,654.19
0000323666	*BUS OPERATOR	44,408.00	45,739.20	1,331.20	45,867.33	15,661.29	0.00	61,528.62
0000302903	CONTRACT EMP PT POLICE OFFICER	0.00	0.00	0.00	43,060.46	386.25	0.00	43,446.71
0000329793	GENERAL MANAGER CEO	351,638.30	369,220.28	17,581.98	479,886.27	0.00	65,255.97	545,142.24
0000321214	*RAIL STATION CLEANER	31,054.40	31,969.60	915.20	31,612.03	2,984.14	0.00	34,596.17
0000331315	*PT BUS OPERATOR	0.00	0.00	0.00	20,250.91	0.00	0.00	20,250.91
0000337442	*SERVICEPERSON I	34,299.20	34,299.20	0.00	25,168.23	2,281.79	0.00	27,450.02
0000318949	*STATION AGENT	40,622.40	41,828.80	1,206.40	43,904.98	25,457.49	0.00	69,362.47
0000304334	*BUS OPERATOR	44,408.00	45,739.20	1,331.20	47,828.11	13,999.87	0.00	61,827.98
0000319163	*BUS OPERATOR	44,408.00	45,739.20	1,331.20	45,965.43	3,980.18	0.00	49,945.61
0000331299	AUDITOR III	64,184.90	64,184.90	0.00	64,185.06	0.00	0.00	64,185.06
0000303417	*SERVICEPERSON I	34,777.60	35,817.60	1,040.00	25,568.90	2,313.63	0.00	27,882.53
0000303476	*AA INSPECTOR	47,860.80	49,296.00	1,435.20	48,478.53	284.76	225.00	48,988.29
0000337708	*JOURNEYMAN ELEC POWER ELECT	44,574.40	44,574.40	0.00	24,587.02	1,342.27	0.00	25,929.29
0000330378	*BUS OPERATOR	41,100.80	45,739.20	4,638.40	43,487.44	7,454.86	0.00	50,942.30
0000326722	*JOURNEYMAN ET-TRAIN CONTROL	47,860.80	49,296.00	1,435.20	49,452.49	13,831.95	225.00	63,509.44
0000332760	*SECRETARY (N9)	29,889.60	35,588.80	5,699.20	23,415.25	0.00	0.00	23,415.25
0000337233	*REPROGRAPHICS SPEC I	28,017.60	28,017.60	0.00	23,300.08	0.00	0.00	23,300.08
0000330506	*INSPECTOR	45,240.00	48,526.40	3,286.40	47,946.00	6,415.33	406.20	54,767.53

## MARTOC REPORT

EE NUMBER	TITLE	FY 16	FY 17	DIFFERENCE	REGULAR	OVERTIME	OTHER	TOTAL
		BASE SALARY	BASE SALARY	+/-	EARNINGS	EARNINGS	EARNINGS	EARNINGS
0000320261	ACCOUNTANT III	59,158.84	59,158.84	0.00	56,287.25	0.00	2,871.79	59,159.04
0000306073	CONTRACT PROFESSIONAL (DATE LAST EMPLOYED 2017-07-01 00:07:00)	0.00	0.00	0.00	110,034.90	0.00	0.00	110,034.90
0000302237	BREEZE MEDIA DIST AGENT	43,570.28	43,563.00	-7.28	43,566.11	0.00	0.00	43,566.11
0000335864	*BUS OPERATOR	31,096.00	32,032.00	936.00	18,214.90	2,780.09	0.00	20,994.99
0000324052	TRANSIT POLICE OFFICER SR	54,267.20	56,430.40	2,163.20	56,378.76	28,050.68	2,650.60	87,080.04
0000321145	*BUS OPERATOR (DATE LAST EMPLOYED 2017-06-01 00:06:00)	44,408.00	44,408.00	0.00	39,743.80	2,988.31	0.00	42,732.11
0000337361	IT PROJECT MANAGER (DATE LAST EMPLOYED 2016-12-28 00:12:00)	83,000.06	83,000.06	0.00	21,392.88	0.00	2,660.69	24,053.57
0000335301	*BUS OPERATOR	31,096.00	35,443.20	4,347.20	33,234.92	4,895.61	119.60	38,250.13
0000326990	SAFETY OPERATIONAL OFFICER	78,252.46	78,252.46	0.00	75,862.46	0.00	9,332.70	85,195.16
0000302954	MAINTENANCE PLANNER BUS	55,286.40	55,286.40	0.00	52,572.35	4,821.18	3,258.48	60,652.01
0000334468	*BUS OPERATOR	31,096.00	35,443.20	4,347.20	35,685.18	6,844.21	0.00	42,529.39
0000303727	SUPV BUS TRANSPORTATION	52,790.40	52,790.40	0.00	53,965.30	12,694.69	3,299.40	69,959.39
0000302208	*DYNAMOMETER OPERATOR	47,860.80	49,296.00	1,435.20	49,584.79	11,217.44	225.00	61,027.23
0000333596	*JOURNEYMAN BODY REPAIR	45,240.00	49,296.00	4,056.00	49,618.00	3,633.34	225.00	53,476.34
0000325080	*JOURNEYMAN ELEC POWER ELECT	47,860.80	49,296.00	1,435.20	49,252.22	10,345.96	225.00	59,823.18
0000322435	*BUS OPERATOR	44,408.00	45,739.20	1,331.20	46,271.56	7,833.77	0.00	54,105.33
0000320825	*JOURNEYMAN ELEC POWER ELECT	47,860.80	49,296.00	1,435.20	49,852.70	10,596.16	225.00	60,673.86
0000322438	TRANSIT POLICE OFFICER SPECIAL	58,676.80	58,676.80	0.00	62,174.91	27,991.50	4,739.28	94,905.69
0000331209	*RAIL OPERATOR	37,752.00	41,100.80	3,348.80	22,350.32	7,073.73	0.00	29,424.05
0000303101	*JOURNEYMAN BODY REPAIR	47,860.80	49,296.00	1,435.20	50,388.87	12,460.01	225.00	63,073.88
0000303103	DIVISION DISPATCHER	55,432.00	55,432.00	0.00	55,687.23	6,258.27	4,903.60	66,849.10
0000320745	*BUS OPERATOR (DATE LAST EMPLOYED 2017-04-01 00:04:00)	44,408.00	44,408.00	0.00	36,921.19	507.33	0.00	37,428.52
0000320922	*JOURNEYMAN BODY REPAIR	47,860.80	49,296.00	1,435.20	49,083.24	1,354.76	225.00	50,663.00
0000305234	*JOURNEYMAN RAIL CAR MECHANIC	47,860.80	49,296.00	1,435.20	52,199.38	23,228.62	225.00	75,653.00
0000333038	TRANSIT POLICE OFFICER SR	41,246.40	44,595.20	3,348.80	44,786.47	24,363.12	0.00	69,149.59
0000332234	TRANSIT POLICE OFFICER SR	56,430.40	56,430.40	0.00	57,366.43	18,139.90	2,984.30	78,490.63
0000327470	*RAIL OPERATOR	41,100.80	45,739.20	4,638.40	36,353.01	3,684.18	0.00	40,037.19
0000321603	*SERVICEPERSON I	34,777.60	35,817.60	1,040.00	34,990.62	75.24	0.00	35,065.86
0000315218	TRANSIT POLICE OFFICER SR	56,430.40	56,430.40	0.00	60,316.80	15,504.83	0.00	75,821.63
0000330887	*BUS OPERATOR	37,752.00	42,328.00	4,576.00	38,621.15	5,605.03	0.00	44,226.18
0000331721	SUPV FIELD RESEARCH	0.00	0.00	0.00	26,964.20	3,146.08	0.00	30,110.28
0000322493	*SERVICEPERSON IV	37,169.60	38,272.00	1,102.40	38,931.97	8,624.66	0.00	47,556.63
0000323163	*BUS OPERATOR	44,408.00	45,739.20	1,331.20	43,116.52	663.64	0.00	43,780.16
0000302276	SR MAINTENANCE PLANNER RELIEF	64,771.20	64,771.20	0.00	67,028.08	11,286.93	3,736.80	82,051.81

## MARTOC REPORT

EE NUMBER	TITLE	FY 16	FY 17	DIFFERENCE	REGULAR	OVERTIME	OTHER	TOTAL
		BASE SALARY	BASE SALARY	+/-	EARNINGS	EARNINGS	EARNINGS	EARNINGS
0000306331	*INSPECTOR	47,112.00	48,526.40	1,414.40	49,937.04	13,784.74	225.00	63,946.78
0000332580	MECHANICAL ENGINEER IV	58,169.02	58,169.02	0.00	58,169.38	0.00	4,772.87	62,942.25
0000306087	CONTRACT PROFESSIONAL	0.00	0.00	0.00	60,946.94	12,924.24	0.00	73,871.18
0000304634	SUPT REVENUE PROCESSING	67,540.98	67,540.98	0.00	67,541.10	0.00	4,745.21	72,286.31
0000337866	CONTRACT SPECIALIST III	75,000.12	75,000.12	0.00	32,169.34	1,616.40	0.00	33,785.74
0000304046	*RAIL STATION CLEANER	31,054.40	31,969.60	915.20	31,891.96	6,796.90	0.00	38,688.86
0000319801	TRANSIT POLICE OFFICER SR	56,430.40	56,430.40	0.00	56,973.01	47,847.20	6,511.20	111,331.41
0000321077	CONTRACT PROFESSIONAL	0.00	0.00	0.00	140,054.25	30,786.70	0.00	170,840.95
0000331793	*JOURNEYMAN ELEC POWER ELECT	47,860.80	49,296.00	1,435.20	51,343.83	31,579.64	225.00	83,148.47
0000304635	MGR TRACK & STRCT	89,746.80	89,746.80	0.00	89,746.87	0.00	11,045.76	100,792.63
0000321913	*JOURNEYMAN OVERHAULER	47,860.80	49,296.00	1,435.20	48,467.92	7,904.01	225.00	56,596.93
0000303374	SUPV BUS TRANSPORTATION	52,790.40	52,790.40	0.00	52,236.03	1,921.91	6,091.20	60,249.14
0000335543	*BUS OPERATOR	31,096.00	35,443.20	4,347.20	33,333.79	8,861.77	0.00	42,195.56
0000332966	*BUS OPERATOR	34,403.20	38,875.20	4,472.00	30,946.81	3,806.78	0.00	34,753.59
0000304356	OFFICE ADMINISTRATOR II	54,129.14	54,129.14	0.00	54,129.32	0.00	6,453.87	60,583.19
0000319629	TRANSIT POLICE OFFICER SPECIAL	58,676.80	58,676.80	0.00	59,910.99	13,917.48	3,667.30	77,495.77
0000302362	*BUS OPERATOR	44,408.00	45,739.20	1,331.20	45,692.50	6,041.93	0.00	51,734.43
0000302920	GEN SUPT BUS MAINT	84,838.26	87,309.30	2,471.04	87,790.52	0.00	0.00	87,790.52
0000315004	SR COST ANALYST	80,037.88	80,037.88	0.00	78,499.79	0.00	10,159.52	88,659.31
0000304346	*BUS OPERATOR	44,408.00	45,739.20	1,331.20	37,051.52	4,755.47	0.00	41,806.99
0000324789	*BUS OPERATOR	44,408.00	45,739.20	1,331.20	44,313.75	4,759.98	0.00	49,073.73
0000304612	MOBILITY SERVICE AGENT	33,228.00	33,228.00	0.00	31,409.55	9,630.50	6,044.94	47,084.99
0000304926	SUPV BUS MAINTENANCE	57,262.40	57,262.40	0.00	56,106.08	5,748.10	4,667.12	66,521.30
0000333111	TRANSIT POLICE OFFICER SR	39,665.60	42,889.60	3,224.00	43,893.53	25,987.66	1,649.60	71,530.79
0000332510	TRANSIT POLICE OFFICER SR	44,595.20	46,384.00	1,788.80	45,225.92	7,208.06	0.00	52,433.98
0000302186	*STATION AGENT	40,622.40	41,828.80	1,206.40	43,005.13	20,074.49	0.00	63,079.62
0000336910	TRANSIT POLICE OFFICER (DATE LAST EMPLOYED 2016-12-21 00:12:00)	36,670.40	41,246.40	4,576.00	20,596.49	1,573.28	1,745.04	23,914.81
0000337217	CHF TECHNICAL TRAINING	90,000.04	90,000.04	0.00	76,154.10	0.00	0.00	76,154.10
0000334371	ELEV ESCALATOR SAFE INSPEC II	66,163.50	66,163.50	0.00	66,472.75	5,949.51	4,580.55	77,002.81
0000304697	*TRACK WALKER	47,112.00	48,526.40	1,414.40	51,454.27	6,217.48	0.00	57,671.75
0000333578	*BUS OPERATOR	34,403.20	38,875.20	4,472.00	36,438.41	6,003.33	0.00	42,441.74
0000329991	SUPV RAIL LINE	57,262.40	57,262.40	0.00	58,034.39	18,864.11	6,221.78	83,120.28
0000326637	*JOURNEYMAN RAIL CAR MECHANIC	47,860.80	49,296.00	1,435.20	49,561.77	20,795.32	225.00	70,582.09
0000305795	*JOURNEYMAN ELEC POWER ELECT	47,860.80	49,296.00	1,435.20	49,111.63	18,042.81	225.00	67,379.44
0000320051	CONTRACT PROFESSIONAL	0.00	0.00	0.00	143,236.98	0.00	0.00	143,236.98

## MARTOC REPORT

EE NUMBER	TITLE	FY 16	FY 17	DIFFERENCE	REGULAR	OVERTIME	OTHER	TOTAL
		BASE SALARY	BASE SALARY	+/-	EARNINGS	EARNINGS	EARNINGS	EARNINGS
0000306254	CONTRACT PROFESSIONAL	0.00	0.00	0.00	63,013.50	37,430.25	0.00	100,443.75
0000325093	*BUS OPERATOR	44,408.00	45,739.20	1,331.20	44,455.08	2,334.05	0.00	46,789.13
0000326867	SUPV BUS TRANSPORTATION	52,790.40	52,790.40	0.00	53,211.85	15,663.35	0.00	68,875.20
0000332357	*RAIL OPERATOR	37,752.00	42,328.00	4,576.00	32,267.76	4,073.31	0.00	36,341.07
0000319987	TRANSIT POLICE OFFICER SR	56,430.40	56,430.40	0.00	57,027.30	36,904.38	2,930.04	96,861.72
0000334720	*BUS OPERATOR	31,096.00	34,403.20	3,307.20	32,254.82	3,932.02	0.00	36,186.84
0000319798	(DATE LAST EMPLOYED 2017-06-04 00:06:00) TRANSIT POLICE OFFICER SPECIAL	58,676.80	58,676.80	0.00	59,269.21	40,220.49	7,898.80	107,388.50
0000321981	*JOURNEYMAN ET-LABORATORY	47,860.80	49,296.00	1,435.20	47,042.19	940.56	961.32	48,944.07
0000320326	FOREMAN TRAIN CONTROL	57,262.40	57,262.40	0.00	58,216.32	18,943.86	0.00	77,160.18
0000321103	*BUS OPERATOR	44,408.00	45,739.20	1,331.20	46,429.41	9,805.54	0.00	56,234.95
0000332186	TRANSIT POLICE SERGEANT	55,827.20	58,052.80	2,225.60	57,703.09	27,336.99	6,607.72	91,647.80
0000337836	*JOURNEYMAN SUPPORT EQUIPMENT	44,574.40	44,574.40	0.00	21,142.96	3,511.72	0.00	24,654.68
0000304624	*BUS OPERATOR	44,408.00	45,739.20	1,331.20	44,064.53	731.57	0.00	44,796.10
0000306134	*BUS OPERATOR	44,408.00	45,739.20	1,331.20	47,677.36	29,164.97	0.00	76,842.33
0000330991	*BUS OPERATOR	37,752.00	42,328.00	4,576.00	43,061.88	10,024.84	0.00	53,086.72
0000335331	*RAIL OPERATOR	27,664.00	32,032.00	4,368.00	18,365.36	2,527.13	0.00	20,892.49
0000306271	ACCOUNTANT III	59,733.18	59,733.18	0.00	59,274.39	0.00	8,270.77	67,545.16
0000332382	TRANSIT POLICE OFFICER SPECIAL	44,595.20	48,256.00	3,660.80	47,665.79	30,293.67	5,508.00	83,467.46
0000304969	DISPATCHER RADIO COMMUNICATION	54,371.20	54,371.20	0.00	46,001.42	261.40	6,169.05	52,431.87
0000335151	(DATE LAST EMPLOYED 2017-05-01 00:05:00) TRANSIT POLICE OFFICER	39,665.60	41,246.40	1,580.80	41,019.10	22,564.09	4,045.32	67,628.51
0000304369	*DYNAMOMETER OPERATOR	47,860.80	47,860.80	0.00	36,660.77	535.02	225.00	37,420.79
0000332790	(DATE LAST EMPLOYED 2017-03-01 00:03:00) TRANSIT POLICE OFFICER SR	39,665.60	42,889.60	3,224.00	44,361.55	9,433.51	0.00	53,795.06
0000304902	*BUS OPERATOR	44,408.00	45,739.20	1,331.20	48,550.78	11,726.44	0.00	60,277.22
0000305835	INSTRUCTOR CENTRAL CONTROL	61,401.60	61,401.60	0.00	62,053.15	7,686.24	4,466.40	74,205.79
0000305597	*JOURNEYMAN ET-RAIL CAR MAINT	47,860.80	49,296.00	1,435.20	47,657.69	6,445.71	225.00	54,328.40
0000305186	ACCOUNTING SPECIALIST III	48,613.50	48,613.50	0.00	49,741.85	5,347.21	5,808.70	60,897.76
0000336001	*BUS OPERATOR	31,096.00	35,443.20	4,347.20	29,391.21	6,335.46	0.00	35,726.67
0000322978	*JOURNEYMAN OVERHAULER	47,860.80	49,296.00	1,435.20	54,259.11	22,339.90	225.00	76,824.01
0000328844	*JOURNEYMAN ET-TRAIN CONTROL	47,860.80	49,296.00	1,435.20	50,395.91	16,230.80	225.00	66,851.71
0000307129	*BUS OPERATOR	44,408.00	45,739.20	1,331.20	40,853.45	1,218.33	0.00	42,071.78
0000334169	TRANSIT POLICE OFFICER SR	42,889.60	46,384.00	3,494.40	44,315.32	12,684.76	412.40	57,412.48
0000331641	FOREMAN TELEPHONE MAINTENANCE	57,262.40	57,262.40	0.00	56,592.38	6,803.94	5,046.53	68,442.85
0000325787	SR TECHNICAL SERVICES ENGINEER	85,000.24	85,000.24	0.00	85,000.51	0.00	4,882.08	89,882.59
0000320420	*BUS OPERATOR	44,408.00	45,739.20	1,331.20	46,147.76	9,373.17	0.00	55,520.93



## MARTOC REPORT

EE NUMBER	TITLE	FY 16	FY 17	DIFFERENCE	REGULAR	OVERTIME	OTHER	TOTAL
		BASE SALARY	BASE SALARY	+/-	EARNINGS	EARNINGS	EARNINGS	EARNINGS
0000333097	*BUS OPERATOR	34,403.20	38,875.20	4,472.00	32,018.83	2,366.79	0.00	34,385.62
0000302969	MEDIA SALES REP	27,280.50	27,280.50	0.00	27,417.29	949.61	2,098.51	30,465.41
0000304983	*REVENUE AGENT	45,136.00	46,488.00	1,352.00	47,301.78	5,566.09	0.00	52,867.87
0000305077	*BUS OPERATOR (DATE LAST EMPLOYED 2017-03-01 00:03:00)	44,408.00	44,408.00	0.00	35,090.47	4,883.27	377.48	40,351.22
0000322977	*AA INSPECTOR	47,112.00	49,296.00	2,184.00	49,597.68	3,719.10	225.00	53,541.78
0000305760	MAINTENANCE PLANNER-RAIL	58,344.00	58,344.00	0.00	59,134.43	5,434.66	7,433.25	72,002.34
0000337649	IT QUALITY ASSURANCE ENGINEER	78,252.46	78,252.46	0.00	47,553.57	0.00	0.00	47,553.57
0000336983	*BUS OPERATOR	32,032.00	32,032.00	0.00	30,047.48	4,505.74	0.00	34,553.22
0000306834	CHF SPECIFICATIONS	97,604.00	97,604.00	0.00	97,605.08	0.00	3,378.60	100,983.68
0000333099	*BUS OPERATOR	34,403.20	38,875.20	4,472.00	32,813.78	2,139.20	0.00	34,952.98
0000332287	MGR COMMUNITY RELATIONS (DATE LAST EMPLOYED 2017-01-20 00:01:00)	87,524.32	87,524.32	0.00	49,933.82	0.00	2,581.76	52,515.58
0000303746	*BUS OPERATOR	44,408.00	45,739.20	1,331.20	40,754.07	1,092.49	0.00	41,846.56
0000304595	*SERVICEPERSON II	34,777.60	35,817.60	1,040.00	34,861.04	606.19	0.00	35,467.23
0000320907	TRANSIT POLICE OFFICER SPECIAL	58,676.80	58,676.80	0.00	59,015.33	42,336.22	4,231.50	105,583.05
0000336183	*BUS OPERATOR	32,032.00	32,032.00	0.00	30,344.81	5,527.19	0.00	35,872.00
0000324688	*BUS OPERATOR	34,403.20	38,875.20	4,472.00	37,775.38	6,955.30	0.00	44,730.68
0000303610	*MATERIAL CONTROLLER LEAD	47,715.20	47,715.20	0.00	46,434.68	1,634.49	0.00	48,069.17
0000301998	EXEC DIR SAFETY & QA	81,224.00	81,224.00	0.00	27,970.28	0.00	0.00	27,970.28
0000306385	*BUS OPERATOR	44,408.00	45,739.20	1,331.20	47,122.14	3,526.05	0.00	50,648.19
0000335108	*BUS OPERATOR	31,096.00	35,443.20	4,347.20	34,548.29	9,940.50	0.00	44,488.79
0000306063	*STRUCTURAL INSPECTOR	47,112.00	48,526.40	1,414.40	48,951.41	4,688.59	0.00	53,640.00
0000314954	*TRACK MAINTAINER	47,112.00	48,526.40	1,414.40	51,001.32	8,009.68	0.00	59,011.00
0000331586	CAPITAL PROJECTS ADMINISTRATOR	36,640.50	42,334.50	5,694.00	42,296.95	6,707.75	0.00	49,004.70
0000315522	*SERVICEPERSON I	31,054.40	34,299.20	3,244.80	33,727.48	4,722.16	384.24	38,833.88
0000307431	PROTECTIVE SPEC POLICE CADET	29,515.20	29,515.20	0.00	29,624.80	361.85	2,554.20	32,540.85
0000303654	*RAIL OPERATOR	44,408.00	45,739.20	1,331.20	47,468.01	18,883.03	0.00	66,351.04
0000317599	*STATION AGENT	40,622.40	41,828.80	1,206.40	42,979.88	4,277.10	0.00	47,256.98
0000333399	*BUS OPERATOR	34,403.20	38,875.20	4,472.00	35,491.87	4,093.70	0.00	39,585.57
0000322944	TRANSIT POLICE OFFICER SPECIAL	58,676.80	58,676.80	0.00	59,776.99	44,219.25	5,642.00	109,638.24
0000303898	*BUS OPERATOR (DATE LAST EMPLOYED 2017-04-01 00:04:00)	44,408.00	44,408.00	0.00	38,102.53	9,250.20	0.00	47,352.73
0000306367	*JOURNEYMAN ET-LABORATORY	47,860.80	49,296.00	1,435.20	49,147.60	9,862.70	225.00	59,235.30
0000302222	*BUS OPERATOR	44,408.00	45,739.20	1,331.20	44,657.93	5,650.95	0.00	50,308.88
0000322244	*JOURNEYMAN OVERHAULER	47,860.80	49,296.00	1,435.20	41,082.86	10,938.94	409.08	52,430.88
0000319045	*BUS OPERATOR	44,408.00	45,739.20	1,331.20	47,519.60	14,369.72	0.00	61,889.32

## MARTOC REPORT

EE NUMBER	TITLE	FY 16	FY 17	DIFFERENCE	REGULAR	OVERTIME	OTHER	TOTAL
		BASE SALARY	BASE SALARY	+/-	EARNINGS	EARNINGS	EARNINGS	EARNINGS
0000330534	*RAIL OPERATOR	41,100.80	45,739.20	4,638.40	44,619.49	18,373.35	0.00	62,992.84
0000335873	PLANNER COMM COMPTR & FARECOLL	56,451.20	56,451.20	0.00	57,591.55	2,906.63	0.00	60,498.18
0000321555	*SERVICEPERSON IV	35,276.80	38,272.00	2,995.20	35,326.88	3,128.55	0.00	38,455.43
0000303855	*PT BUS OPERATOR	0.00	0.00	0.00	20,314.80	0.00	0.00	20,314.80
0000303538	*INSPECTOR	47,112.00	48,526.40	1,414.40	21,392.01	229.34	225.00	21,846.35
0000335369	NETWORK OPERATIONS CENTER TECH	66,950.00	66,950.00	0.00	64,802.51	0.00	10,387.51	75,190.02
0000320040	*JOURNEYMAN RAIL CAR MECHANIC	47,860.80	49,296.00	1,435.20	48,854.22	3,934.73	225.00	53,013.95
0000332955	TRANSIT POLICE OFFICER SPECIAL	54,267.20	58,676.80	4,409.60	60,281.40	42,183.12	2,256.80	104,721.32
0000302914	SUPV REDUCED FARE ELIGIBILITY	56,227.86	56,227.86	0.00	55,773.15	0.00	2,588.86	58,362.01
0000310375	CONTRACT MANAGER	0.00	0.00	0.00	57,242.25	0.00	231.75	57,474.00
0000336765	TRANSIT POLICE OFFICER	36,670.40	42,889.60	6,219.20	41,127.15	9,786.26	2,776.20	53,689.61
0000334181	TRANSIT POLICE OFFICER SR	56,430.40	56,430.40	0.00	58,162.91	23,053.76	1,356.50	82,573.17
0000304695	SUPV BUS MAINTENANCE	57,262.40	57,262.40	0.00	59,307.32	10,858.71	4,955.40	75,121.43
0000334856	*BUS OPERATOR	31,096.00	35,443.20	4,347.20	31,089.43	4,722.60	0.00	35,812.03
0000302723	*RAIL OPERATOR	44,408.00	45,739.20	1,331.20	45,945.76	13,099.01	0.00	59,044.77
0000319906	CONTRACT SPECIALIST III	77,665.38	77,665.38	0.00	77,249.86	0.00	0.00	77,249.86
0000337851	IT PROJECT MANAGER	88,000.12	88,000.12	0.00	39,633.77	0.00	0.00	39,633.77
0000303176	*JOURNEYMAN OVERHAULER	47,860.80	49,296.00	1,435.20	48,732.90	750.72	225.00	49,708.62
0000330501	*INSPECTOR	45,240.00	48,526.40	3,286.40	36,502.73	2,708.38	225.00	39,436.11
0000302383	*JOURNEYMAN ET-RADIO MAINT	47,860.80	49,296.00	1,435.20	49,256.90	7,809.11	225.00	57,291.01
0000306278	COMPUTER OPERATOR III	43,348.50	43,348.50	0.00	42,513.61	0.00	7,502.63	50,016.24
0000311717	*RAIL OPERATOR	44,408.00	45,739.20	1,331.20	46,818.86	27,351.11	0.00	74,169.97
0000335554	*BUS OPERATOR	31,096.00	35,443.20	4,347.20	31,127.67	9,407.03	0.00	40,534.70
0000316066	*RAIL STATION CLEANER	34,777.60	31,969.60	-2,808.00	27,211.97	1,123.78	0.00	28,335.75
0000327312	*JOURNEYMAN ET-RAIL CAR MAINT	47,860.80	49,296.00	1,435.20	48,750.68	11,320.98	455.10	60,526.76
0000329363	*BUS OPERATOR	41,100.80	45,739.20	4,638.40	45,044.70	4,183.69	0.00	49,228.39
0000321041	*JOURNEYMAN ELEC POWER ELECT	47,860.80	49,296.00	1,435.20	39,442.07	11,674.76	225.00	51,341.83
0000327720	*BUS OPERATOR	44,408.00	45,739.20	1,331.20	46,913.78	9,361.02	0.00	56,274.80
0000327713	*RAIL OPERATOR	31,096.00	35,443.20	4,347.20	27,044.52	1,516.11	0.00	28,560.63
0000319715	*MATERIAL CONTROLLER	42,556.80	44,761.60	2,204.80	44,347.97	1,965.97	0.00	46,313.94
0000322943	NETWORK OPERATIONS CENTER TECH	62,011.04	62,011.04	0.00	60,059.94	0.00	1,347.73	61,407.67
0000302165	CONTRACT PROFESSIONAL	0.00	0.00	0.00	46,188.92	93.73	0.00	46,282.65
0000329365	*RAIL OPERATOR	41,100.80	45,739.20	4,638.40	44,899.71	2,270.55	0.00	47,170.26
0000320847	*BUS OPERATOR (DATE LAST EMPLOYED 2017-02-27 00:02:00)	44,408.00	44,408.00	0.00	29,611.26	3,042.17	0.00	32,653.43
0000316373	CUSTOMER CARE SPEC	38,746.50	38,746.50	0.00	39,051.11	3,385.52	1,669.09	44,105.72

## MARTOC REPORT

EE NUMBER	TITLE	FY 16	FY 17	DIFFERENCE	REGULAR	OVERTIME	OTHER	TOTAL
		BASE SALARY	BASE SALARY	+/-	EARNINGS	EARNINGS	EARNINGS	EARNINGS
0000303218	*RAIL OPERATOR	44,408.00	45,739.20	1,331.20	46,352.07	7,098.16	0.00	53,450.23
0000303395	*BUS OPERATOR	44,408.00	45,739.20	1,331.20	44,507.12	4,202.76	0.00	48,709.88
0000309936	*BUS OPERATOR	44,408.00	45,739.20	1,331.20	39,148.74	2,819.91	0.00	41,968.65
0000332761	TRANSIT POLICE OFFICER SR	42,889.60	46,384.00	3,494.40	47,608.00	14,227.65	0.00	61,835.65
0000333672	*BUS OPERATOR	34,403.20	38,875.20	4,472.00	36,990.15	4,048.31	132.32	41,170.78
0000334589	*BUS OPERATOR (DATE LAST EMPLOYED 2017-05-15 00:05:00)	31,096.00	34,403.20	3,307.20	31,209.02	4,005.53	0.00	35,214.55
0000318268	*BUS OPERATOR	44,408.00	45,739.20	1,331.20	45,797.97	10,700.96	0.00	56,498.93
0000305617	SUPV RAIL LINE	57,262.40	57,262.40	0.00	57,609.28	8,842.42	0.00	66,451.70
0000333867	*BUS OPERATOR	34,403.20	38,875.20	4,472.00	37,134.23	10,858.44	0.00	47,992.67
0000331243	*BUS OPERATOR	37,752.00	42,328.00	4,576.00	40,877.21	3,134.25	0.00	44,011.46
0000304289	*JOURNEYMAN ET-RAIL CAR MAINT	47,860.80	49,296.00	1,435.20	46,414.02	2,260.80	225.00	48,899.82
0000308461	*PT BUS OPERATOR	0.00	0.00	0.00	20,106.24	168.19	0.00	20,274.43
0000304676	SUPV BUS & RAIL STORES	57,262.40	57,262.40	0.00	58,372.06	2,684.59	3,303.61	64,360.26
0000335513	INFORMATION SYS ANALYST III (DATE LAST EMPLOYED 2017-05-12 00:05:00)	87,550.32	87,550.32	0.00	55,758.59	0.00	2,806.12	58,564.71
0000318679	*RAIL OPERATOR	44,408.00	45,739.20	1,331.20	45,903.20	13,153.75	0.00	59,056.95
0000303426	SUPV RAIL CAR APPEARANCE	52,790.40	52,790.40	0.00	54,406.12	4,665.29	3,553.21	62,624.62
0000325085	*JOURNEYMAN ELEC POWER ELECT	47,860.80	49,296.00	1,435.20	48,915.71	3,106.39	225.00	52,247.10
0000331216	SUPV RAIL LINE (DATE LAST EMPLOYED 2016-10-28 00:10:00)	37,752.00	57,241.60	19,489.60	17,686.13	4,665.37	1,265.92	23,617.42
0000316072	TRANSIT POLICE OFFICER SR	56,430.40	56,430.40	0.00	56,552.49	7,660.91	0.00	64,213.40
0000337662	TRANSIT POLICE OFFICER	41,246.40	41,246.40	0.00	24,881.01	1,367.50	0.00	26,248.51
0000306097	*AA INSPECTOR	47,112.00	49,296.00	2,184.00	52,204.49	22,928.20	225.00	75,357.69
0000306433	*STATION AGENT	40,622.40	41,828.80	1,206.40	41,667.37	27,127.29	0.00	68,794.66
0000302568	*STATION AGENT	40,622.40	41,828.80	1,206.40	41,696.58	10,238.64	0.00	51,935.22
0000305785	SUPV BUS TRANSPORTATION	54,891.20	54,891.20	0.00	55,288.57	1,383.19	2,111.20	58,782.96
0000332067	*BUS OPERATOR	37,752.00	42,328.00	4,576.00	38,055.32	4,019.98	0.00	42,075.30
0000337667	*SERVICEPERSON I	32,448.00	32,448.00	0.00	19,529.20	545.40	0.00	20,074.60
0000329889	*SERVICEPERSON I	31,054.40	32,448.00	1,393.60	33,425.22	5,806.58	0.00	39,231.80
0000329431	SR ASSOCIATE COUNSEL WKRS COMP	105,560.00	105,560.00	0.00	105,559.96	0.00	2,842.00	108,401.96
0000327568	QUALITY CONTROL INSPECTOR	61,425.00	61,425.00	0.00	61,659.89	236.25	4,441.50	66,337.64
0000321150	MOBILITY CUSTOMER CARE REP	38,571.00	38,571.00	0.00	38,993.17	2,671.28	0.00	41,664.45
0000305938	TRANSIT POLICE OFFICER SR	56,430.40	56,430.40	0.00	58,573.68	29,178.39	5,643.04	93,395.11
0000306516	MGR EMPLOYEE BENEFITS	87,751.04	87,751.04	0.00	87,751.31	0.00	5,827.59	93,578.90
0000335667	*BUS OPERATOR	31,096.00	35,443.20	4,347.20	28,078.21	4,143.75	0.00	32,221.96
0000304404	*SERVICEPERSON I	34,777.60	35,817.60	1,040.00	37,511.16	8,238.78	0.00	45,749.94

## MARTOC REPORT

EE NUMBER	TITLE	FY 16	FY 17	DIFFERENCE	REGULAR	OVERTIME	OTHER	TOTAL
		BASE SALARY	BASE SALARY	+/-	EARNINGS	EARNINGS	EARNINGS	EARNINGS
0000302600	*BUS OPERATOR	44,408.00	45,739.20	1,331.20	46,942.95	13,313.88	0.00	60,256.83
0000322037	*RAIL OPERATOR	44,408.00	45,739.20	1,331.20	44,515.52	34,985.50	0.00	79,501.02
0000332123	*BUS OPERATOR	37,752.00	42,328.00	4,576.00	39,950.83	10,362.01	0.00	50,312.84
0000323420	*BUS OPERATOR	44,408.00	45,739.20	1,331.20	46,711.13	15,299.45	0.00	62,010.58
0000332084	*BUS OPERATOR	37,752.00	42,328.00	4,576.00	39,304.57	3,796.36	0.00	43,100.93
0000325950	ARCHITECT VI	86,153.86	86,153.86	0.00	86,154.44	0.00	3,644.99	89,799.43
0000320654	*BUS OPERATOR	44,408.00	45,739.20	1,331.20	45,318.29	7,891.72	0.00	53,210.01
0000321313	*SERVICEPERSON VII GROUNDSKEEPER (DATE LAST EMPLOYED 2017-05-01 00:05:00)	35,276.80	35,276.80	0.00	27,903.75	203.52	0.00	28,107.27
0000332988	CONTRACT PROFESSIONAL	0.00	0.00	0.00	29,893.74	4,792.72	0.00	34,686.46
0000319273	FOREMAN TRACK & STRCT	57,803.20	57,803.20	0.00	60,479.34	21,501.22	9,170.70	91,151.26
0000322151	SR ROOF INSPECTOR	66,331.72	66,331.72	0.00	66,332.00	0.00	5,357.60	71,689.60
0000337520	*TRACK MAINTAINER	44,574.40	44,574.40	0.00	30,565.55	7,148.28	416.20	38,130.03
0000333633	*JOURNEYMAN ET-COMPUTER MAINT	45,240.00	47,715.20	2,475.20	47,762.17	12,339.58	225.00	60,326.75
0000333343	*TRACK MAINTAINER	44,408.00	46,592.00	2,184.00	46,570.45	18,177.75	0.00	64,748.20
0000327898	*BUS OPERATOR	41,100.80	45,739.20	4,638.40	34,013.33	3,431.21	0.00	37,444.54
0000322956	ADMINISTRATIVE ASSISTANT	35,568.00	35,568.00	0.00	35,048.16	1,710.00	1,130.88	37,889.04
0000336091	*BUS OPERATOR	35,443.20	35,443.20	0.00	29,833.86	2,453.83	0.00	32,287.69
0000321511	FARE COLLECTION COORDINATOR OP	51,129.00	51,129.00	0.00	50,530.91	1,923.76	3,311.50	55,766.17
0000320418	*TRACK WALKER	47,112.00	48,526.40	1,414.40	49,438.41	11,305.28	0.00	60,743.69
0000334501	*BUS OPERATOR	31,096.00	35,443.20	4,347.20	35,681.52	12,160.96	0.00	47,842.48
0000336913	*BUS OPERATOR	32,032.00	32,032.00	0.00	28,193.93	3,984.13	0.00	32,178.06
0000329350	*BUS OPERATOR	41,100.80	45,739.20	4,638.40	45,443.60	11,510.00	0.00	56,953.60
0000303212	LINE SUPERVISOR	52,790.40	52,790.40	0.00	54,311.15	10,654.78	203.04	65,168.97
0000322140	*BUS OPERATOR	44,408.00	45,739.20	1,331.20	45,673.47	2,381.80	171.45	48,226.72
0000337659	*BUS OPERATOR	32,032.00	32,032.00	0.00	17,857.38	2,207.10	0.00	20,064.48
0000332358	*BUS OPERATOR	37,752.00	42,328.00	4,576.00	39,979.05	6,477.68	0.00	46,456.73
0000332124	*RAIL OPERATOR	37,752.00	42,328.00	4,576.00	39,301.54	3,907.67	0.00	43,209.21
0000306142	*JOURNEYMAN SUPPORT EQUIPMENT	47,860.80	49,296.00	1,435.20	48,445.84	3,175.44	225.00	51,846.28
0000318414	TRANSIT POLICE SERGEANT	65,291.20	67,912.00	2,620.80	70,351.63	26,560.38	0.00	96,912.01
0000303210	ASSET MANAGEMENT PROGRAM MGR	85,554.56	85,554.56	0.00	85,050.37	0.00	0.00	85,050.37
0000330603	FIELD INSPECTOR (DATE LAST EMPLOYED 2017-05-27 00:05:00)	54,366.00	54,366.00	0.00	48,575.51	4,600.82	5,386.42	58,562.75
0000302320	*AA INSPECTOR	47,860.80	49,296.00	1,435.20	48,192.69	1,452.08	225.00	49,869.77
0000304106	*JOURNEYMAN RAIL CAR MECHANIC	43,284.80	49,296.00	6,011.20	49,047.49	3,667.25	225.00	52,939.74
0000303458	*AA INSPECTOR	47,860.80	49,296.00	1,435.20	46,381.87	2,114.09	225.00	48,720.96
0000304980	*BUS OPERATOR	44,408.00	45,739.20	1,331.20	49,276.58	39,304.72	0.00	88,581.30

## MARTOC REPORT

EE NUMBER	TITLE	FY 16 BASE SALARY	FY 17 BASE SALARY	DIFFERENCE +/-	REGULAR EARNINGS	OVERTIME EARNINGS	OTHER EARNINGS	TOTAL EARNINGS
0000330753	TRANSIT POLICE OFFICER SPECIAL	56,430.40	58,676.80	2,246.40	58,498.68	37,517.95	5,534.00	101,550.63
0000333773	*SERVICEPERSON I (A)	33,404.80	34,715.20	1,310.40	31,395.56	1,277.40	0.00	32,672.96
0000333406	*BUS OPERATOR	34,403.20	38,875.20	4,472.00	35,038.55	3,101.21	0.00	38,139.76
0000328848	*JOURNEYMAN ET-TRAIN CONTROL	47,860.80	49,296.00	1,435.20	54,395.70	30,274.25	225.00	84,894.95
0000320166	*JOURNEYMAN SUPPORT EQUIPMENT	47,860.80	49,296.00	1,435.20	49,797.70	9,327.78	225.00	59,350.48
0000336102	*BUS OPERATOR	35,443.20	35,443.20	0.00	28,052.74	3,641.03	0.00	31,693.77
0000322114	FOREMAN CUSTODIAL SERVICES	48,713.60	48,713.60	0.00	48,715.89	555.18	4,684.00	53,955.07
0000331168	AUDITOR II (DATE LAST EMPLOYED 2017-06-02 00:06:00)	64,184.90	64,184.90	0.00	60,482.04	0.00	557.92	61,039.96
0000334486	*BUS OPERATOR	31,096.00	35,443.20	4,347.20	32,864.39	4,830.62	0.00	37,695.01
0000336336	*PT BUS OPERATOR	0.00	0.00	0.00	20,012.65	115.73	0.00	20,128.38
0000304672	*BUS OPERATOR	44,408.00	45,739.20	1,331.20	50,341.94	40,014.16	0.00	90,356.10
0000335321	*BUS OPERATOR	27,664.00	32,032.00	4,368.00	26,552.92	4,498.30	0.00	31,051.22
0000328463	*INSPECTOR (DATE LAST EMPLOYED 2017-04-12 00:04:00)	47,112.00	47,112.00	0.00	35,900.50	2,344.30	225.00	38,469.80
0000303372	*STATION AGENT	40,622.40	41,828.80	1,206.40	43,338.69	14,127.58	0.00	57,466.27
0000331660	*BUS OPERATOR	37,752.00	42,328.00	4,576.00	40,366.85	3,903.10	0.00	44,269.95
0000332304	PROJECT MANAGER II	99,718.32	99,718.32	0.00	99,719.01	0.00	0.00	99,719.01
0000323948	*RAIL OPERATOR	44,408.00	45,739.20	1,331.20	46,467.93	13,249.82	0.00	59,717.75
0000306057	CONTRACT PROFESSIONAL	0.00	0.00	0.00	54,881.02	3,989.21	0.00	58,870.23
0000327798	RAIL SERVICES CONTROLLER	67,932.80	68,515.20	582.40	69,276.78	21,162.42	4,308.40	94,747.60
0000322165	*BUS OPERATOR	44,408.00	45,739.20	1,331.20	42,649.48	4,221.93	0.00	46,871.41
0000330159	*BUS OPERATOR	41,100.80	45,739.20	4,638.40	44,932.41	28,278.88	0.00	73,211.29
0000305166	*BUS OPERATOR	44,408.00	45,739.20	1,331.20	45,733.40	8,870.70	438.54	55,042.64
0000330932	*BUS OPERATOR	37,752.00	42,328.00	4,576.00	42,510.26	18,704.06	0.00	61,214.32
0000322254	*AA INSPECTOR	47,112.00	49,296.00	2,184.00	48,425.80	2,246.03	225.00	50,896.83
0000303394	MGR DISPOSITION & APPRAISAL	100,693.06	100,693.06	0.00	100,693.22	0.00	7,745.64	108,438.86
0000323963	TRANSIT POLICE SERGEANT	54,267.20	60,382.40	6,115.20	59,244.49	43,606.59	2,785.40	105,636.48
0000306497	OCCUPATIONAL MED SER WELL SPEC	55,770.52	55,770.52	0.00	54,723.22	0.00	7,482.62	62,205.84
0000334960	*JOURNEYMAN AUTOMOTIVE TECH	44,886.40	47,715.20	2,828.80	46,761.60	13,707.43	565.48	61,034.51
0000304200	*BUS OPERATOR	44,408.00	45,739.20	1,331.20	44,708.98	3,077.05	0.00	47,786.03
0000323516	SUPT BUS TRANSPORTATION	66,427.92	79,713.66	13,285.74	71,997.77	0.00	8,686.75	80,684.52
0000331949	SR DIR TOD & REAL ESTATE	132,612.74	132,612.74	0.00	142,613.61	0.00	0.00	142,613.61
0000337281	*BUS OPERATOR	32,032.00	32,032.00	0.00	24,030.99	3,364.49	0.00	27,395.48
0000336075	*JOURNEYMAN ET-COMPUTER MAINT	43,284.80	46,592.00	3,307.20	44,887.80	5,470.25	225.00	50,583.05
0000332195	*HOSTLER JUNIOR APPRENTICE	37,169.60	38,272.00	1,102.40	38,916.00	3,983.10	0.00	42,899.10

## MARTOC REPORT

EE NUMBER	TITLE	FY 16	FY 17	DIFFERENCE	REGULAR	OVERTIME	OTHER	TOTAL
		BASE SALARY	BASE SALARY	+/-	EARNINGS	EARNINGS	EARNINGS	EARNINGS
0000311276	CONTRACT PROFESSIONAL	0.00	0.00	0.00	36,234.93	0.00	0.00	36,234.93
0000324618	CONFIG MGMT ANALYST	84,670.04	84,670.04	0.00	84,671.05	0.00	5,479.68	90,150.73
0000330755	DIVERSITY PROGRAM ADMIN	55,720.86	72,068.88	16,348.02	67,021.50	0.00	0.00	67,021.50
0000334982	*TRACK MAINTAINER	31,096.00	44,574.40	13,478.40	37,745.63	4,700.43	0.00	42,446.06
0000324793	*RAIL OPERATOR	44,408.00	45,739.20	1,331.20	47,785.20	39,110.04	0.00	86,895.24
0000332193	*BUS OPERATOR	37,752.00	42,328.00	4,576.00	37,588.67	3,319.66	2,213.12	43,121.45
0000304017	*BUS OPERATOR	44,408.00	45,739.20	1,331.20	48,254.13	27,901.89	0.00	76,156.02
0000331920	*STATION AGENT	40,622.40	41,828.80	1,206.40	41,359.69	673.81	0.00	42,033.50
0000334992	CJIT-CALL TAKER	38,542.40	38,542.40	0.00	36,500.94	2,842.81	2,163.38	41,507.13
0000316129	*TRACK WALKER	47,112.00	48,526.40	1,414.40	46,697.70	3,015.30	0.00	49,713.00
0000334978	*BUS OPERATOR	31,096.00	35,443.20	4,347.20	34,778.29	15,543.38	0.00	50,321.67
0000323031	INSTRUCTOR RAIL OPERATIONS	57,803.20	57,803.20	0.00	58,197.27	1,508.64	4,029.55	63,735.46
0000337648	CONTRACT INSTRUCTOR	52,873.60	52,873.60	0.00	30,758.20	9,113.08	0.00	39,871.28
0000327665	*JOURNEYMAN ELEC POWER ELECT	47,860.80	49,296.00	1,435.20	50,104.15	26,369.58	225.00	76,698.73
0000322810	*RAIL OPERATOR	44,408.00	45,739.20	1,331.20	45,429.68	2,352.70	0.00	47,782.38
0000304647	*BUS OPERATOR	44,408.00	45,739.20	1,331.20	41,296.45	288.61	0.00	41,585.06
0000304844	*BUS OPERATOR	44,408.00	45,739.20	1,331.20	49,632.98	27,478.52	0.00	77,111.50
0000323531	*BUS OPERATOR	44,408.00	45,739.20	1,331.20	40,348.39	10,320.77	0.00	50,669.16
0000334747	FIELD INSPECTOR	52,767.00	52,767.00	0.00	53,334.78	3,611.92	2,371.81	59,318.51
0000302341	*BUS OPERATOR	44,408.00	45,739.20	1,331.20	43,807.87	6,017.61	0.00	49,825.48
0000337464	COMPENSATION ANALYST III	72,500.48	72,500.48	0.00	49,913.87	0.00	278.85	50,192.72
0000305806	*JOURNEYMAN ELEC POWER ELECT	47,860.80	49,296.00	1,435.20	51,025.56	16,593.18	225.00	67,843.74
0000335923	*INSPECTOR (DATE LAST EMPLOYED 2017-02-16 00:02:00)	43,284.80	43,929.60	644.80	24,431.16	889.65	225.00	25,545.81
0000329334	*INSPECTOR	45,531.20	48,526.40	2,995.20	47,912.04	13,299.00	225.00	61,436.04
0000317147	SR DIR EXTERNAL AFFAIRS	125,508.50	125,508.50	0.00	128,097.80	0.00	2,413.63	130,511.43
0000321976	*BUS OPERATOR	44,408.00	45,739.20	1,331.20	43,466.10	11,259.77	0.00	54,725.87
0000322737	QA ENGINEER	72,733.70	72,733.70	0.00	72,733.98	0.00	745.99	73,479.97
0000323511	*BUS OPERATOR	44,408.00	45,739.20	1,331.20	47,002.25	12,987.57	0.00	59,989.82
0000326411	BUYER PLANNER III	68,969.42	68,969.42	0.00	66,332.35	0.00	2,662.02	68,994.37
0000305248	*BUS OPERATOR	44,408.00	45,739.20	1,331.20	46,974.78	11,185.19	0.00	58,159.97
0000326483	SUPT SERVICE QUALITY	85,646.86	85,646.86	0.00	85,317.60	0.00	329.42	85,647.02
0000322138	*INSPECTOR	44,408.00	46,446.40	2,038.40	46,220.40	7,008.85	225.00	53,454.25
0000329109	EXEC DIR DIVERSITY & INCLUSION (DATE LAST EMPLOYED 2017-02-03 00:02:00)	122,003.70	122,003.70	0.00	75,079.21	0.00	12,401.21	87,480.42
0000326266	*JOURNEYMAN RAIL CAR MECHANIC	47,860.80	49,296.00	1,435.20	49,032.55	6,747.74	225.00	56,005.29
0000302277	BENEFITS ANALYST II	53,872.00	53,872.00	0.00	53,872.29	0.00	4,852.65	58,724.94

## MARTOC REPORT

EE NUMBER	TITLE	FY 16 BASE SALARY	FY 17 BASE SALARY	DIFFERENCE +/-	REGULAR EARNINGS	OVERTIME EARNINGS	OTHER EARNINGS	TOTAL EARNINGS
0000324397	*JOURNEYMAN ET-TRAIN CONTROL	47,860.80	49,296.00	1,435.20	47,893.55	0.00	225.00	48,118.55
0000321027	*BUS OPERATOR	44,408.00	45,739.20	1,331.20	45,581.27	1,556.21	175.50	47,312.98
0000335147	*JOURNEYMAN ET-RAIL CAR MAINT	44,886.40	46,592.00	1,705.60	44,882.92	20,207.75	450.00	65,540.67
0000327315	*JOURNEYMAN RAIL CAR MECHANIC	47,860.80	49,296.00	1,435.20	49,026.88	14,194.40	225.00	63,446.28
0000310944	*BUS OPERATOR	44,408.00	45,739.20	1,331.20	42,416.54	3,565.13	0.00	45,981.67
0000306337	SUPV RAIL LINE	58,073.60	58,073.60	0.00	60,290.44	15,898.90	6,607.83	82,797.17
0000320594	TRANSIT SYS PLNG PRGM ANALYST	74,344.40	74,344.40	0.00	74,345.25	0.00	3,145.34	77,490.59
0000304027	MGR ENGINEERING SVCS	96,538.00	96,538.00	0.00	96,168.90	0.00	371.31	96,540.21
0000302560	TRANSIT POLICE LIEUTENANT	82,721.60	82,721.60	0.00	84,093.67	33,943.70	20,998.56	139,035.93
0000312041	*RAIL OPERATOR (DATE LAST EMPLOYED 2016-12-01 00:12:00)	44,408.00	44,408.00	0.00	20,164.89	6,508.49	0.00	26,673.38
0000335550	TRANSIT POLICE OFFICER	41,246.40	42,889.60	1,643.20	40,626.67	9,031.24	2,062.00	51,719.91
0000321779	*BUS OPERATOR	44,408.00	45,739.20	1,331.20	46,014.13	2,160.83	0.00	48,174.96
0000303728	*SERVICEPERSON I	34,777.60	35,817.60	1,040.00	35,220.52	7,116.45	0.00	42,336.97
0000325012	*JOURNEYMAN SUPPORT EQUIPMENT	46,321.60	49,296.00	2,974.40	47,653.53	2,027.87	961.32	50,642.72
0000304784	*BUS OPERATOR	44,408.00	45,739.20	1,331.20	45,805.95	6,002.50	0.00	51,808.45
0000318676	SCOPING & SCREENING ANALYST	58,904.30	58,904.30	0.00	58,687.46	0.00	2,468.32	61,155.78
0000306912	CONTRACT PROFESSIONAL	0.00	0.00	0.00	73,769.13	1,611.45	0.00	75,380.58
0000320848	*STRUCTURAL INSPECTOR	47,112.00	48,526.40	1,414.40	48,198.30	9,479.07	0.00	57,677.37
0000333962	*RAIL STATION CLEANER	27,872.00	31,969.60	4,097.60	30,720.04	2,195.52	0.00	32,915.56
0000331401	*RAIL OPERATOR	37,752.00	42,328.00	4,576.00	42,260.51	6,512.55	0.00	48,773.06
0000328940	TRANSIT POLICE OFFICER SR	48,256.00	50,169.60	1,913.60	50,090.60	33,450.84	964.80	84,506.24
0000303378	CONTRACT SERVICES COORDINATOR	54,516.80	54,516.80	0.00	49,273.67	259.41	4,193.60	53,726.68
0000316987	MGR COMPENSATION & BENEFITS	100,984.00	100,984.00	0.00	105,212.68	0.00	0.00	105,212.68
0000331462	*RAIL OPERATOR	37,752.00	42,328.00	4,576.00	37,320.76	5,249.92	0.00	42,570.68
0000322441	*RAIL OPERATOR	44,408.00	45,739.20	1,331.20	50,085.27	33,855.07	0.00	83,940.34
0000337603	TRANSIT POLICE OFFICER SR	50,169.60	50,169.60	0.00	33,953.95	3,826.06	0.00	37,780.01
0000304567	CONTRACT PROFESSIONAL	0.00	0.00	0.00	57,386.20	5,096.20	0.00	62,482.40
0000326863	CJIT-CALL TAKER	38,542.40	38,542.40	0.00	39,545.67	2,093.55	1,704.76	43,343.98
0000322488	SUPV BUS MAINTENANCE	57,262.40	57,262.40	0.00	58,628.94	9,377.20	3,661.49	71,667.63
0000302883	*STATION AGENT	40,622.40	41,828.80	1,206.40	43,449.50	3,749.83	0.00	47,199.33
0000330157	*SERVICEPERSON I	34,777.60	35,817.60	1,040.00	38,100.20	4,818.29	0.00	42,918.49
0000334616	*PT BUS OPERATOR	0.00	0.00	0.00	21,674.95	785.56	0.00	22,460.51
0000322371	*BUS OPERATOR	44,408.00	45,739.20	1,331.20	32,937.96	313.85	0.00	33,251.81
0000321311	*RAIL STATION CLEANER	31,054.40	31,969.60	915.20	33,134.88	15,609.33	0.00	48,744.21

## MARTOC REPORT

EE NUMBER	TITLE	FY 16	FY 17	DIFFERENCE	REGULAR	OVERTIME	OTHER	TOTAL
		BASE SALARY	BASE SALARY	+/-	EARNINGS	EARNINGS	EARNINGS	EARNINGS
0000337241	TRANSIT POLICE OFFICER	39,665.60	39,665.60	0.00	35,215.26	9,214.24	1,735.37	46,164.87
0000334953	ADMINISTRATIVE ASSISTANT	36,640.50	36,640.50	0.00	35,934.50	563.73	422.78	36,921.01
0000334662	*BUS OPERATOR	31,096.00	34,403.20	3,307.20	30,354.63	3,953.99	0.00	34,308.62
0000334848	*JOURNEYMAN ELEC POWER ELECT	43,284.80	46,238.40	2,953.60	28,605.06	1,887.06	225.00	30,717.12
0000335724	*JOURNEYMAN ET-RADIO MAINT	43,284.80	46,592.00	3,307.20	46,373.60	28,370.07	450.00	75,193.67
0000325360	*JOURNEYMAN ET-TRAIN CONTROL	47,860.80	49,296.00	1,435.20	49,901.21	26,041.66	225.00	76,167.87
0000325328	*JOURNEYMAN ET-RADIO MAINT	47,860.80	49,296.00	1,435.20	50,413.18	19,455.14	409.08	70,277.40
0000329368	*BUS OPERATOR	41,100.80	45,739.20	4,638.40	44,601.83	9,626.62	0.00	54,228.45
0000305560	IT BUSINESS ANALYST III	77,717.90	77,717.90	0.00	77,419.31	0.00	3,288.08	80,707.39
0000334700	TRANSIT POLICE OFFICER	41,246.40	42,889.60	1,643.20	42,980.08	13,123.40	4,536.40	60,639.88
0000302626	FOREMAN TRACK & STRCT	57,803.20	57,803.20	0.00	60,120.33	21,971.21	5,558.00	87,649.54
0000334405	*JOURNEYMAN ET-RADIO MAINT	44,886.40	47,715.20	2,828.80	48,318.03	9,973.10	225.00	58,516.13
0000334477	*BUS OPERATOR	31,096.00	35,443.20	4,347.20	35,253.88	3,002.69	0.00	38,256.57
0000335503	*BUS OPERATOR	31,096.00	35,443.20	4,347.20	29,465.10	5,770.22	0.00	35,235.32
0000335790	*BUS OPERATOR	31,096.00	35,443.20	4,347.20	31,942.95	8,254.84	0.00	40,197.79
0000316645	*STATION AGENT	40,622.40	41,828.80	1,206.40	44,495.63	16,251.47	0.00	60,747.10
0000321053	*BUS OPERATOR	44,408.00	45,739.20	1,331.20	34,792.51	359.67	0.00	35,152.18
0000322563	*INSPECTOR	47,112.00	48,526.40	1,414.40	44,627.21	3,136.03	406.20	48,169.44
0000335206	*BUS OPERATOR	31,096.00	35,443.20	4,347.20	22,756.47	1,593.29	0.00	24,349.76
0000303668	FIELD INSPECTOR	61,269.00	61,269.00	0.00	63,761.76	4,762.50	0.00	68,524.26
0000323115	TRANSIT POLICE OFFICER SR	56,430.40	56,430.40	0.00	55,996.32	13,083.52	5,697.30	74,777.14
0000302022	BUS STOP PLANNER III	64,253.54	64,253.54	0.00	63,028.24	0.00	6,458.39	69,486.63
0000302328	*RAIL OPERATOR	44,408.00	45,739.20	1,331.20	46,793.01	29,146.10	0.00	75,939.11
0000304865	FOREMAN FARE GATE MAINTENANCE	64,459.20	64,459.20	0.00	64,454.94	0.00	9,668.88	74,123.82
0000302679	*AA INSPECTOR	47,112.00	49,296.00	2,184.00	50,674.42	6,777.13	225.00	57,676.55
0000329982	*BUS OPERATOR	41,100.80	44,408.00	3,307.20	41,637.04	2,658.64	0.00	44,295.68
0000304681	(DATE LAST EMPLOYED 2017-06-19 00:06:00) FOREMAN MAINT LANDSCAPE	60,382.40	60,382.40	0.00	53,724.54	1,690.80	8,360.64	63,775.98
0000337367	TRANSIT POLICE OFFICER SR	46,384.00	46,384.00	0.00	36,680.00	11,715.91	0.00	48,395.91
0000317442	*SERVICEPERSON I	34,777.60	35,817.60	1,040.00	27,570.89	710.79	0.00	28,281.68
0000336338	*HOSTLER JUNIOR APPRENTICE	33,529.60	38,272.00	4,742.40	35,258.19	6,507.08	128.96	41,894.23
0000321402	CONTRACT EMP PT POLICE OFFICER	33,475.00	33,475.00	0.00	23,419.66	849.78	0.00	24,269.44
0000316512	COMMUNICATIONS SPECIALIST	37,544.00	37,544.00	0.00	37,403.09	467.86	0.00	37,870.95
0000318900	SCHEDULE DISTRIBUTION CLERK	28,762.50	28,762.50	0.00	28,781.97	2,779.17	0.00	31,561.14
0000304880	*BUS OPERATOR	44,408.00	45,739.20	1,331.20	46,718.54	10,914.19	0.00	57,632.73
0000337530	*BUS OPERATOR	32,032.00	32,032.00	0.00	18,754.95	2,702.26	0.00	21,457.21



## MARTOC REPORT

EE NUMBER	TITLE	FY 16 BASE SALARY	FY 17 BASE SALARY	DIFFERENCE +/-	REGULAR EARNINGS	OVERTIME EARNINGS	OTHER EARNINGS	TOTAL EARNINGS
0000305559	*RAIL OPERATOR	44,408.00	45,739.20	1,331.20	46,390.39	4,631.60	0.00	51,021.99
0000334708	*BUS OPERATOR	31,096.00	35,443.20	4,347.20	34,519.43	4,552.42	0.00	39,071.85
0000302442	CONTRACT PROFESSIONAL	0.00	0.00	0.00	83,888.50	0.00	0.00	83,888.50
0000320502	CJIT-CALL TAKER	38,542.40	38,542.40	0.00	39,627.23	3,483.76	1,167.39	44,278.38
0000306350	*BUS OPERATOR	44,408.00	45,739.20	1,331.20	44,329.92	2,348.47	0.00	46,678.39
0000304341	SUPV BUS TRANSPORTATION	55,494.40	55,494.40	0.00	57,072.48	13,800.93	5,069.20	75,942.61
0000319033	*BUS OPERATOR	44,408.00	45,739.20	1,331.20	45,110.16	5,324.24	0.00	50,434.40
0000335632	FINANCIAL ANALYST II	60,203.78	65,981.50	5,777.72	61,760.25	0.00	0.00	61,760.25
0000320606	*INSPECTOR	47,112.00	48,526.40	1,414.40	40,582.48	1,401.55	225.00	42,209.03
0000314949	CAPITAL PROJECT COORDINATOR	57,262.40	64,650.04	7,387.64	61,096.41	21,514.98	5,866.61	88,478.00
0000305263	WASTEWATER INDUSTRIAL OPERATOR	57,262.40	57,262.40	0.00	57,326.45	2,188.63	7,047.68	66,562.76
0000326901	*BUS OPERATOR	44,408.00	45,739.20	1,331.20	45,823.11	11,287.64	0.00	57,110.75
0000330890	MGR CIP MONITOR & REPORT	88,400.26	102,100.18	13,699.92	98,433.17	0.00	0.00	98,433.17
0000315143	TRANSIT POLICE LIEUTENANT	71,032.00	73,881.60	2,849.60	76,098.62	3,131.49	2,841.60	82,071.71
0000335508	TRANSIT POLICE OFFICER	41,246.40	42,889.60	1,643.20	23,116.36	4,540.73	2,762.92	30,420.01
0000330847	SUPV FIELD RESEARCH	0.00	0.00	0.00	29,301.02	3,263.94	0.00	32,564.96
0000302081	*JOURNEYMAN ET-RAIL CAR MAINT	47,860.80	49,296.00	1,435.20	47,531.18	0.00	225.00	47,756.18
0000333184	TRANSIT POLICE OFFICER SR	54,267.20	56,430.40	2,163.20	58,066.85	24,040.25	1,627.80	83,734.90
0000317508	*SERVICEPERSON I (DATE LAST EMPLOYED 2017-03-01 00:03:00)	34,777.60	34,777.60	0.00	28,194.10	100.32	0.00	28,294.42
0000337485	TRANSIT SYSTEM PROJECT PLANNER	72,500.22	72,500.22	0.00	52,423.39	0.00	557.70	52,981.09
0000332903	*BUS OPERATOR	34,403.20	38,875.20	4,472.00	37,637.31	3,628.60	0.00	41,265.91
0000322936	SUPV RAIL LINE	57,262.40	57,262.40	0.00	60,117.11	23,181.81	8,809.60	92,108.52
0000328565	DIR FACILITIES	109,148.26	109,148.26	0.00	109,288.31	0.00	0.00	109,288.31
0000314998	MECHANICAL ENGINEER VI	77,677.86	77,677.86	0.00	77,678.02	0.00	2,987.61	80,665.63
0000316541	*BUS OPERATOR	44,408.00	45,739.20	1,331.20	44,119.29	1,062.96	0.00	45,182.25
0000305239	*BUS OPERATOR	44,408.00	45,739.20	1,331.20	40,536.34	560.44	208.17	41,304.95
0000327044	SR PERFORMANCE ANALYST	82,750.20	82,750.20	0.00	81,814.01	0.00	4,034.10	85,848.11
0000330744	TRANSIT POLICE SERGEANT	58,052.80	60,382.40	2,329.60	60,635.59	42,038.19	3,317.01	105,990.79
0000321148	*BUS OPERATOR	44,408.00	45,739.20	1,331.20	44,359.38	227.08	0.00	44,586.46
0000322251	*JOURNEYMAN ET-RAIL CAR MAINT	47,860.80	49,296.00	1,435.20	51,379.99	49,312.03	225.00	100,917.02
0000337270	ENGINEERING CAD SPECIALIST II	59,007.00	59,007.00	0.00	38,995.76	0.00	0.00	38,995.76
0000336454	FIELD INSPECTOR	52,767.00	52,767.00	0.00	53,849.40	5,019.63	0.00	58,869.03
0000317060	TRANSIT POLICE OFFICER SPECIAL	58,676.80	58,676.80	0.00	58,733.22	35,713.89	6,939.66	101,386.77
0000325087	ELECTRICAL ENGINEER IV	66,571.70	66,571.70	0.00	66,571.98	0.00	4,813.66	71,385.64

## MARTOC REPORT

EE NUMBER	TITLE	FY 16	FY 17	DIFFERENCE	REGULAR	OVERTIME	OTHER	TOTAL
		BASE SALARY	BASE SALARY	+/-	EARNINGS	EARNINGS	EARNINGS	EARNINGS
0000321101	SUPT SERVICE QUALITY	85,646.86	85,646.86	0.00	85,647.01	0.00	10,678.66	96,325.67
0000303566	*SERVICEPERSON IV	37,169.60	38,272.00	1,102.40	39,967.14	19,058.47	0.00	59,025.61
0000304417	*JOURNEYMAN SUPPORT EQUIPMENT	47,860.80	49,296.00	1,435.20	49,981.74	5,548.36	409.08	55,939.18
0000305862	SUPV RAIL LINE	57,262.40	57,262.40	0.00	56,671.78	15,994.09	3,303.60	75,969.47
0000335207	*MATERIAL CONTROLLER	41,600.00	43,825.60	2,225.60	41,921.40	1,402.50	0.00	43,323.90
0000306606	SUPV CAR REPAIR INSPECTION	57,262.40	57,262.40	0.00	59,748.55	14,356.04	0.00	74,104.59
0000334467	*BUS OPERATOR	31,096.00	35,443.20	4,347.20	35,318.70	6,140.23	0.00	41,458.93
0000333476	*MATERIAL CONTROLLER	42,556.80	44,761.60	2,204.80	43,548.34	2,183.50	0.00	45,731.84
0000317913	TRANSIT POLICE OFFICER SR	56,430.40	56,430.40	0.00	57,773.34	22,514.58	0.00	80,287.92
0000306843	ARCHITECT V	69,899.70	81,239.60	11,339.90	72,517.29	0.00	2,083.07	74,600.36
0000305432	INSTRUCTOR BUS OPERATIONS	59,488.00	59,488.00	0.00	31,517.21	0.00	11,440.01	42,957.22
0000306236	*STATION AGENT	40,622.40	41,828.80	1,206.40	43,236.45	18,507.23	0.00	61,743.68
0000333875	*BUS OPERATOR	34,403.20	38,875.20	4,472.00	36,264.31	10,041.04	0.00	46,305.35
0000316355	*SR TRAFFIC CHECKER	35,443.20	36,504.00	1,060.80	38,310.18	15,438.24	0.00	53,748.42
0000305663	*RAIL OPERATOR	44,408.00	45,739.20	1,331.20	43,134.65	979.49	0.00	44,114.14
0000304606	*BUS OPERATOR	44,408.00	45,739.20	1,331.20	28,359.25	6,643.63	0.00	35,002.88
0000329159	*BUS OPERATOR	41,100.80	45,739.20	4,638.40	45,318.85	5,658.15	0.00	50,977.00
0000323501	DIR ARCHITECTURE & DESIGN STANDARDS	109,148.26	109,148.26	0.00	109,150.54	0.00	0.00	109,150.54
0000327851	*BUS OPERATOR (DATE LAST EMPLOYED 2016-12-02 00:12:00)	41,100.80	41,100.80	0.00	20,762.60	1,404.99	0.00	22,167.59
0000330756	*SERVICEPERSON I	31,054.40	32,448.00	1,393.60	29,401.60	3,312.17	0.00	32,713.77
0000331925	*BUS OPERATOR	37,752.00	42,328.00	4,576.00	33,216.38	3,901.07	0.00	37,117.45
0000336169	*JOURNEYMAN ET-TELEPHONE MAINT	43,284.80	46,592.00	3,307.20	46,228.96	16,792.44	616.48	63,637.88
0000321537	*BUS OPERATOR (DATE LAST EMPLOYED 2017-06-06 00:06:00)	44,408.00	44,408.00	0.00	21,989.66	1,103.33	0.00	23,092.99
0000302696	OPERATIONS PLANNING ANALYST	63,242.92	63,242.92	0.00	60,340.50	0.00	7,037.85	67,378.35
0000317197	CONTRACT EMP PT POLICE OFFICER	0.00	0.00	0.00	23,702.91	96.57	0.00	23,799.48
0000319768	DIVERSITY OUTREACH SPECIALIST	47,217.04	47,217.04	0.00	48,405.28	0.00	2,769.33	51,174.61
0000325079	*JOURNEYMAN ELEC POWER ELECT	47,860.80	49,296.00	1,435.20	48,876.19	8,016.21	225.00	57,117.40
0000323119	*RAIL OPERATOR	31,096.00	35,443.20	4,347.20	33,368.68	16,981.04	0.00	50,349.72
0000332719	*JOURNEYMAN RAIL CAR MECHANIC	46,321.60	49,296.00	2,974.40	48,972.74	2,334.39	225.00	51,532.13
0000320968	*SERVICEPERSON I	34,777.60	35,817.60	1,040.00	37,241.81	4,821.63	133.76	42,197.20
0000332345	*BUS OPERATOR	37,752.00	42,328.00	4,576.00	34,176.69	3,154.93	0.00	37,331.62
0000316721	*BUS OPERATOR	44,408.00	45,739.20	1,331.20	43,162.09	45.55	0.00	43,207.64
0000334374	*SERVICEPERSON I (A)	33,300.80	36,337.60	3,036.80	35,008.88	3,439.92	0.00	38,448.80
0000302867	RECRUITING OFFICER II	42,763.50	59,235.54	16,472.04	48,662.18	115.14	3,154.71	51,932.03
0000304565	CONTRACT PROFESSIONAL	0.00	0.00	0.00	60,584.73	3,419.05	0.00	64,003.78

## MARTOC REPORT

EE NUMBER	TITLE	FY 16	FY 17	DIFFERENCE	REGULAR	OVERTIME	OTHER	TOTAL
		BASE SALARY	BASE SALARY	+/-	EARNINGS	EARNINGS	EARNINGS	EARNINGS
0000334024	*BUS OPERATOR	34,403.20	38,875.20	4,472.00	35,752.45	5,196.08	0.00	40,948.53
0000323034	*BUS OPERATOR	44,408.00	45,739.20	1,331.20	46,199.88	11,370.90	0.00	57,570.78
0000334456	*STATION AGENT	36,940.80	41,828.80	4,888.00	41,756.67	18,533.48	0.00	60,290.15
0000306368	OFFICE ADMINISTRATOR II	54,129.14	54,129.14	0.00	53,921.15	0.00	208.19	54,129.34
0000319624	*JOURNEYMAN RAIL CAR MECHANIC	47,860.80	49,296.00	1,435.20	51,874.29	42,703.79	225.00	94,803.08
0000330162	*BUS OPERATOR	41,100.80	45,739.20	4,638.40	44,815.95	9,789.96	0.00	54,605.91
0000324185	*JOURNEYMAN SUPPORT EQUIPMENT	47,860.80	49,296.00	1,435.20	49,521.56	2,769.89	225.00	52,516.45
0000336340	*BUS OPERATOR	32,032.00	32,032.00	0.00	29,855.76	9,786.85	0.00	39,642.61
0000303120	*BUS OPERATOR	44,408.00	45,739.20	1,331.20	47,266.69	13,395.22	0.00	60,661.91
0000305919	*JOURNEYMAN ET-RADIO MAINT	47,860.80	49,296.00	1,435.20	48,802.29	8,973.99	225.00	58,001.28
0000304139	*STATION AGENT	40,622.40	41,828.80	1,206.40	45,496.86	17,950.68	0.00	63,447.54
0000337242	TRANSIT POLICE OFFICER SR	56,430.40	56,430.40	0.00	49,834.03	17,753.29	0.00	67,587.32
0000331218	*RAIL OPERATOR	37,752.00	42,328.00	4,576.00	40,320.50	6,726.54	0.00	47,047.04
0000302478	*MATERIAL CONTROLLER	46,300.80	47,694.40	1,393.60	46,467.67	959.97	0.00	47,427.64
0000304726	*BUS OPERATOR	34,403.20	38,875.20	4,472.00	34,641.75	4,805.27	0.00	39,447.02
0000316272	*RAIL OPERATOR	44,408.00	45,739.20	1,331.20	46,355.89	9,823.13	0.00	56,179.02
0000304036	*JOURNEYMAN ET-RADIO MAINT	47,860.80	49,296.00	1,435.20	50,265.85	6,670.08	633.31	57,569.24
0000333470	*SERVICEPERSON I (DATE LAST EMPLOYED 2017-06-08 00:06:00)	27,872.00	31,512.00	3,640.00	25,548.36	583.80	0.00	26,132.16
0000310672	RAIL SYS SOFTWARE ENGINEER VI	89,115.78	89,115.78	0.00	89,116.16	0.00	0.00	89,116.16
0000320580	*BUS OPERATOR	31,096.00	35,443.20	4,347.20	29,202.65	4,689.29	0.00	33,891.94
0000322181	*SERVICEPERSON IV	35,276.80	38,272.00	2,995.20	37,611.53	4,145.08	0.00	41,756.61
0000328735	TRANSIT POLICE OFFICER SR	50,169.60	52,187.20	2,017.60	50,729.60	20,857.77	1,447.20	73,034.57
0000335418	PROJECT MANAGER II	96,820.36	96,820.36	0.00	96,448.61	0.00	372.39	96,821.00
0000328651	PROJECT ENGINEER	68,575.78	68,575.78	0.00	68,576.01	0.00	2,687.84	71,263.85
0000326536	*BUS OPERATOR	32,032.00	32,032.00	0.00	30,840.29	4,082.14	0.00	34,922.43
0000337268	ELECTRICAL ENGINEER V	75,973.04	75,973.04	0.00	64,285.46	0.00	0.00	64,285.46
0000319053	MGR BREEZE PRODUCTS	97,901.44	97,901.44	0.00	97,901.70	0.00	4,518.54	102,420.24
0000318276	*BUS OPERATOR	44,408.00	45,739.20	1,331.20	46,418.44	8,212.89	0.00	54,631.33
0000323177	MGR ROOFING PROGRAM	100,686.56	100,686.56	0.00	100,688.48	0.00	8,261.47	108,949.95
0000304220	TRANSIT POLICE MAJOR (DATE LAST EMPLOYED 2017-07-01 00:07:00)	90,696.06	90,696.06	0.00	88,951.98	0.00	23,745.17	112,697.15
0000302124	SAFETY OPERATIONAL OFFICER	66,578.20	66,578.20	0.00	65,576.64	0.00	9,879.07	75,455.71
0000314420	SR CONTRACT SPECIALIST	85,000.24	92,948.18	7,947.94	91,725.71	0.00	0.00	91,725.71
0000302641	SUPV BUS MAINTENANCE	57,262.40	57,262.40	0.00	62,057.95	9,913.20	825.90	72,797.05
0000335986	*BUS OPERATOR	31,096.00	35,443.20	4,347.20	32,603.10	3,812.57	0.00	36,415.67

## MARTOC REPORT

EE NUMBER	TITLE	FY 16	FY 17	DIFFERENCE	REGULAR	OVERTIME	OTHER	TOTAL
		BASE SALARY	BASE SALARY	+/-	EARNINGS	EARNINGS	EARNINGS	EARNINGS
0000321491	*INSPECTOR	45,240.00	48,526.40	3,286.40	48,916.61	5,303.15	225.00	54,444.76
0000315324	*BUS OPERATOR	44,408.00	45,739.20	1,331.20	44,872.74	66.62	0.00	44,939.36
0000335637	SUPV PROTECTIVE SPECIALISTS	46,363.20	47,486.40	1,123.20	47,280.51	1,890.62	1,380.75	50,551.88
0000306466	*BUS OPERATOR	44,408.00	45,739.20	1,331.20	45,348.27	20,075.28	0.00	65,423.55
0000302114	*RAIL OPERATOR	44,408.00	45,739.20	1,331.20	47,647.04	23,646.69	0.00	71,293.73
0000332974	*BUS OPERATOR	34,403.20	38,875.20	4,472.00	36,767.08	2,423.09	163.35	39,353.52
0000323958	*BUS OPERATOR	44,408.00	45,739.20	1,331.20	45,945.82	6,063.11	0.00	52,008.93
0000319962	COST ANALYST	67,138.50	67,138.50	0.00	67,138.68	0.00	0.00	67,138.68
0000324541	MECHANICAL ENGINEER VI	87,475.18	87,475.18	0.00	87,477.03	0.00	6,728.88	94,205.91
0000302257	*JOURNEYMAN OVERHAULER	47,860.80	49,296.00	1,435.20	48,474.01	3,667.25	225.00	52,366.26
0000321431	SR INFORMATION SYSTEMS ANALYST	82,367.48	82,367.48	0.00	79,199.49	0.00	11,404.74	90,604.23
0000303079	FOREMAN BUILDINGS SUPP EQUIP	57,262.40	57,262.40	0.00	57,681.85	952.21	0.00	58,634.06
0000335921	*BUS OPERATOR	31,096.00	35,443.20	4,347.20	32,890.10	12,686.55	0.00	45,576.65
0000334707	*BUS OPERATOR	31,096.00	35,443.20	4,347.20	35,867.96	4,328.50	164.91	40,361.37
0000335930	*BUS OPERATOR	31,096.00	35,443.20	4,347.20	29,431.97	3,287.67	0.00	32,719.64
0000305232	*JOURNEYMAN AUTOMOTIVE TECH	47,860.80	49,296.00	1,435.20	49,544.52	6,402.58	225.00	56,172.10
0000322372	*BUS OPERATOR	44,408.00	45,739.20	1,331.20	51,971.22	15,004.52	0.00	66,975.74
0000335802	*BUS OPERATOR	31,096.00	35,443.20	4,347.20	32,974.91	21,800.64	0.00	54,775.55
0000332448	*SERVICEPERSON I (A)	34,777.60	36,337.60	1,560.00	36,927.76	5,278.80	0.00	42,206.56
0000337378	*RAIL STATION CLEANER	28,704.00	28,704.00	0.00	19,812.00	3,747.83	0.00	23,559.83
0000315213	TRANSIT POLICE OFFICER SPECIAL	58,676.80	58,676.80	0.00	61,018.24	27,927.99	5,642.00	94,588.23
0000306508	MGR OPERATIONAL SAFETY	87,412.00	87,412.00	0.00	88,084.64	0.00	8,237.37	96,322.01
0000324174	SR TRANSIT SYSTEM PROJECT PLNR (DATE LAST EMPLOYED 2017-04-14 00:04:00)	86,794.76	93,741.70	6,946.94	73,790.25	0.00	3,244.93	77,035.18
0000327755	TRANSIT POLICE OFFICER SR	46,384.00	48,256.00	1,872.00	47,074.30	6,008.04	7,922.00	61,004.34
0000302204	*BUS OPERATOR	44,408.00	45,739.20	1,331.20	26,008.75	14,528.89	0.00	40,537.64
0000337457	*JOURNEYMAN ET-RADIO MAINT	44,574.40	44,574.40	0.00	31,891.35	2,442.63	0.00	34,333.98
0000326728	TRANSPORTATION PLANNER III	63,785.28	63,785.28	0.00	62,990.52	0.00	795.76	63,786.28
0000322237	*INSPECTOR	47,112.00	48,526.40	1,414.40	43,060.67	0.00	225.00	43,285.67
0000304963	*RAIL OPERATOR	44,408.00	45,739.20	1,331.20	45,802.33	17,592.12	0.00	63,394.45
0000321473	TRANSIT POLICE OFFICER SPECIAL	58,676.80	58,676.80	0.00	59,805.20	48,641.17	5,642.00	114,088.37
0000322342	*JOURNEYMAN BODY REPAIR	47,860.80	49,296.00	1,435.20	48,610.07	10,506.59	225.00	59,341.66
0000330684	*BUS OPERATOR	41,100.80	45,739.20	4,638.40	44,706.99	12,034.56	0.00	56,741.55
0000335501	*BUS OPERATOR	31,096.00	35,443.20	4,347.20	33,605.64	12,591.18	0.00	46,196.82
0000330987	*RAIL OPERATOR	37,752.00	42,328.00	4,576.00	43,955.39	12,235.89	0.00	56,191.28
0000304333	*BUS OPERATOR	44,408.00	45,739.20	1,331.20	35,812.33	6,849.62	434.05	43,096.00

## MARTOC REPORT

EE NUMBER	TITLE	FY 16 BASE SALARY	FY 17 BASE SALARY	DIFFERENCE +/-	REGULAR EARNINGS	OVERTIME EARNINGS	OTHER EARNINGS	TOTAL EARNINGS
0000335440	*BUS OPERATOR	31,096.00	35,443.20	4,347.20	25,081.03	3,432.79	0.00	28,513.82
0000302480	ELECTRICAL MAINTENANCE ENG	71,412.38	71,412.38	0.00	70,328.34	0.00	1,066.66	71,395.00
0000332244	*BUS OPERATOR (DATE LAST EMPLOYED 2017-05-19 00:05:00)	37,752.00	41,100.80	3,348.80	33,687.68	2,280.19	0.00	35,967.87
0000305233	SUPV COMMUNICATIONS	52,083.20	52,083.20	0.00	54,688.41	7,128.14	613.96	62,430.51
0000335189	*JOURNEYMAN ET-RADIO MAINT	43,284.80	46,592.00	3,307.20	47,001.36	13,878.60	450.00	61,329.96
0000302727	*DYNAMOMETER OPERATOR	47,860.80	49,296.00	1,435.20	47,393.13	1,018.24	1,145.40	49,556.77
0000305750	*BUS OPERATOR	44,408.00	45,739.20	1,331.20	45,301.11	13,145.43	176.78	58,623.32
0000304613	*BUS OPERATOR	44,408.00	45,739.20	1,331.20	48,735.27	21,302.53	0.00	70,037.80
0000306406	SUPV BUS & RAIL STORES	57,262.40	57,262.40	0.00	57,627.27	4,365.11	880.96	62,873.34
0000303645	FOREMAN CUSTODIAL SERVICES	48,713.60	48,713.60	0.00	48,629.76	418.81	3,185.12	52,233.69
0000304931	*RAIL OPERATOR	44,408.00	45,739.20	1,331.20	44,793.51	1,030.43	0.00	45,823.94
0000332901	*BUS OPERATOR	34,403.20	38,875.20	4,472.00	37,792.68	4,878.85	0.00	42,671.53
0000333561	*TRACK MAINTAINER	44,408.00	46,592.00	2,184.00	39,112.38	1,963.23	0.00	41,075.61
0000334785	BUSINESS MGMT SPECIALIST (DATE LAST EMPLOYED 2016-11-15 00:11:00)	69,010.24	69,010.24	0.00	27,073.34	0.00	4,070.91	31,144.25
0000324864	MEDIA SALES REP	24,004.50	24,004.50	0.00	24,594.51	5,277.99	546.32	30,418.82
0000303467	*BUS OPERATOR	44,408.00	45,739.20	1,331.20	48,076.74	17,721.19	0.00	65,797.93
0000336891	*JOURNEYMAN ET-TRAIN CONTROL	43,284.80	46,238.40	2,953.60	45,808.01	14,211.49	450.00	60,469.50
0000302949	SUPT RAIL CAR MAINT	74,108.32	81,126.76	7,018.44	81,184.95	0.00	5,616.48	86,801.43
0000332341	*BUS OPERATOR	32,032.00	32,032.00	0.00	30,281.56	4,512.45	0.00	34,794.01
0000328473	*BUS OPERATOR	44,408.00	45,739.20	1,331.20	45,990.95	2,012.52	0.00	48,003.47
0000316349	TRANSIT POLICE OFFICER SR	56,430.40	56,430.40	0.00	48,016.74	27,078.53	8,930.39	84,025.66
0000331374	CJIT-CALL TAKER	38,542.40	38,542.40	0.00	38,973.81	4,542.84	1,482.40	44,999.05
0000335925	SAFETY DATA ANALYST	61,413.82	61,413.82	0.00	59,808.75	0.00	1,605.30	61,414.05
0000302399	TRANSIT POLICE SERGEANT	67,912.00	67,912.00	0.00	69,218.05	41,996.18	7,770.71	118,984.94
0000303073	*RAIL OPERATOR	44,408.00	45,739.20	1,331.20	47,902.90	14,219.93	0.00	62,122.83
0000329573	*JOURNEYMAN ET-HVAC	44,886.40	47,715.20	2,828.80	46,436.41	4,027.75	225.00	50,689.16
0000325457	TRANSIT POLICE SERGEANT (DATE LAST EMPLOYED 2017-01-13 00:01:00)	65,291.20	65,291.20	0.00	30,777.94	8,734.32	5,399.08	44,911.34
0000315081	*JOURNEYMAN RAIL CAR MECHANIC	47,860.80	49,296.00	1,435.20	49,535.00	10,673.81	225.00	60,433.81
0000302798	*BUS OPERATOR	44,408.00	45,739.20	1,331.20	49,009.00	17,480.00	0.00	66,489.00
0000302332	*BUS OPERATOR (DATE LAST EMPLOYED 2017-05-01 00:05:00)	44,408.00	44,408.00	0.00	39,932.74	3,985.29	0.00	43,918.03
0000323950	FOREMAN CUSTODIAL SERVICES	48,713.60	48,713.60	0.00	46,174.49	150.51	2,419.12	48,744.12
0000338116	CONTRACT PROFESSIONAL	66,592.50	66,592.50	0.00	21,770.63	0.00	0.00	21,770.63
0000303115	*REVENUE AGENT	45,136.00	46,488.00	1,352.00	45,506.10	1,538.01	0.00	47,044.11
0000315387	*MATERIAL CONTROLLER LEAD	47,715.20	49,150.40	1,435.20	47,759.47	275.28	0.00	48,034.75

## MARTOC REPORT

EE NUMBER	TITLE	FY 16 BASE SALARY	FY 17 BASE SALARY	DIFFERENCE +/-	REGULAR EARNINGS	OVERTIME EARNINGS	OTHER EARNINGS	TOTAL EARNINGS
0000304974	*BUS OPERATOR	44,408.00	45,739.20	1,331.20	46,113.82	12,392.17	243.82	58,749.81
0000309687	*BUS OPERATOR	44,408.00	45,739.20	1,331.20	46,972.68	4,352.02	0.00	51,324.70
0000303470	*BUS OPERATOR	44,408.00	45,739.20	1,331.20	38,906.89	7,326.14	0.00	46,233.03
0000335324	DIR REAL ESTATE	113,300.20	113,300.20	0.00	108,303.59	0.00	4,996.86	113,300.45
0000303128	*AA INSPECTOR	47,860.80	49,296.00	1,435.20	50,209.97	14,867.42	225.00	65,302.39
0000304445	*AA INSPECTOR	47,860.80	49,296.00	1,435.20	51,028.67	10,380.47	225.00	61,634.14
0000320946	SUPV RAIL LINE	57,803.20	57,803.20	0.00	58,006.20	6,362.18	7,299.61	71,667.99
0000336755	TRANSIT POLICE OFFICER	36,670.40	41,246.40	4,576.00	41,184.69	12,486.07	1,928.28	55,599.04
0000305580	*SERVICEPERSON I	34,777.60	35,817.60	1,040.00	35,065.86	495.33	0.00	35,561.19
0000326866	*RAIL OPERATOR	32,260.80	32,032.00	-228.80	18,132.91	4,160.56	0.00	22,293.47
0000335732	SR ADMINISTRATIVE ASSISTANT	38,883.00	38,883.00	0.00	36,879.03	239.30	373.88	37,492.21
0000327903	CONTRACT EMP PT POLICE OFFICER	0.00	0.00	0.00	21,166.51	0.00	0.00	21,166.51
0000327674	*INSPECTOR	47,112.00	48,526.40	1,414.40	49,914.09	19,680.14	225.00	69,819.23
0000331671	CUSTOMER CARE SPEC	38,746.50	38,746.50	0.00	34,304.67	663.17	1,138.12	36,105.96
0000302703	SUPV BUS MAINTENANCE	60,382.40	60,382.40	0.00	61,171.36	7,481.59	1,741.80	70,394.75
0000331190	*JOURNEYMAN SUPPORT EQUIPMENT	47,860.80	49,296.00	1,435.20	49,630.84	7,481.22	225.00	57,337.06
0000324310	SUPV CAR REPAIR INSPECTION	57,262.40	57,262.40	0.00	57,332.64	3,929.49	3,731.12	64,993.25
0000303183	TRANSIT POLICE MAJOR	90,696.06	90,696.06	0.00	89,579.81	0.00	1,116.27	90,696.08
0000305494	MGR SUPPLIER DIVERSITY	79,840.54	86,787.48	6,946.94	86,788.65	0.00	8,345.86	95,134.51
0000322130	*BUS OPERATOR	44,408.00	45,739.20	1,331.20	38,643.84	1,977.91	0.00	40,621.75
0000316722	*BUS OPERATOR	44,408.00	45,739.20	1,331.20	47,071.90	15,831.03	206.46	63,109.39
0000315308	*SERVICEPERSON II	34,777.60	35,817.60	1,040.00	34,856.86	125.40	0.00	34,982.26
0000332356	SUPV BUS TRANSPORTATION	37,752.00	52,790.40	15,038.40	45,078.80	7,668.49	0.00	52,747.29
0000305714	DIR TRANSIT RESEARCH ANALYSIS	105,835.08	105,835.08	0.00	103,486.97	0.00	4,356.58	107,843.55
0000320618	*BUS OPERATOR	44,408.00	45,739.20	1,331.20	47,264.50	14,690.61	0.00	61,955.11
0000335870	PROJECT ENGINEER (DATE LAST EMPLOYED 2016-10-15 00:10:00)	69,241.38	69,241.38	0.00	21,305.90	0.00	0.00	21,305.90
0000302700	*JOURNEYMAN RAIL CAR MECHANIC	47,860.80	49,296.00	1,435.20	48,854.25	31,029.06	225.00	80,108.31
0000328636	DISPATCHER RADIO COMMUNICATION	52,790.40	52,790.40	0.00	53,160.11	10,866.72	3,908.52	67,935.35
0000330236	*JOURNEYMAN SUPPORT EQUIPMENT	47,860.80	49,296.00	1,435.20	48,503.36	897.44	225.00	49,625.80
0000327567	*INSPECTOR	47,112.00	48,526.40	1,414.40	37,416.70	2,666.35	225.00	40,308.05
0000333108	TRANSIT POLICE OFFICER SR	39,665.60	42,889.60	3,224.00	43,530.69	9,654.60	0.00	53,185.29
0000316415	*BUS OPERATOR	44,408.00	45,739.20	1,331.20	23,716.15	477.21	0.00	24,193.36
0000302855	*BUS OPERATOR	44,408.00	45,739.20	1,331.20	47,616.19	17,755.11	0.00	65,371.30
0000332574	TRANSIT POLICE OFFICER SR	46,384.00	48,256.00	1,872.00	48,821.27	16,986.69	0.00	65,807.96

## MARTOC REPORT

EE NUMBER	TITLE	FY 16	FY 17	DIFFERENCE	REGULAR	OVERTIME	OTHER	TOTAL
		BASE SALARY	BASE SALARY	+/-	EARNINGS	EARNINGS	EARNINGS	EARNINGS
0000302373	TRANSIT POLICE OFFICER SPECIAL	58,676.80	58,676.80	0.00	58,902.48	50,481.85	5,077.80	114,462.13
0000306625	*RAIL OPERATOR	44,408.00	45,739.20	1,331.20	45,603.01	2,282.82	0.00	47,885.83
0000320697	TRANSIT POLICE OFFICER SPECIAL	58,676.80	58,676.80	0.00	56,899.57	27,166.30	3,385.20	87,451.07
0000303692	*BUS OPERATOR	44,408.00	45,739.20	1,331.20	47,496.69	12,048.23	0.00	59,544.92
0000334177	*BUS OPERATOR (DATE LAST EMPLOYED 2016-12-28 00:12:00)	34,403.20	34,403.20	0.00	19,724.95	3,416.17	0.00	23,141.12
0000333090	*BUS OPERATOR	34,403.20	38,875.20	4,472.00	37,204.88	3,740.37	0.00	40,945.25
0000321485	*RAIL OPERATOR	44,408.00	45,739.20	1,331.20	45,904.07	10,575.10	0.00	56,479.17
0000334390	*STATION AGENT	36,940.80	41,828.80	4,888.00	42,185.96	6,867.43	0.00	49,053.39
0000303381	*BUS OPERATOR	44,408.00	45,739.20	1,331.20	46,274.00	14,704.72	0.00	60,978.72
0000331639	*JOURNEYMAN ET-COMPUTER MAINT	47,860.80	49,296.00	1,435.20	52,677.64	22,629.87	225.00	75,532.51
0000324636	*SERVICEPERSON I (A)	34,777.60	36,337.60	1,560.00	32,455.62	3,140.40	0.00	35,596.02
0000336774	*JOURNEYMAN ET-HVAC	43,284.80	44,574.40	1,289.60	43,288.00	1,287.64	225.00	44,800.64
0000330542	*BUS OPERATOR	41,100.80	45,739.20	4,638.40	41,932.73	6,730.28	0.00	48,663.01
0000304032	*JOURNEYMAN RAIL CAR MECHANIC	47,860.80	49,296.00	1,435.20	49,345.38	9,206.90	225.00	58,777.28
0000323731	*BUS OPERATOR	44,408.00	45,739.20	1,331.20	45,136.19	8,524.52	0.00	53,660.71
0000332139	CJIT-POLICE DISPATCHER	41,828.80	41,828.80	0.00	42,027.25	3,404.09	837.45	46,268.79
0000332577	FIELD INSPECTOR	54,366.00	54,366.00	0.00	55,339.53	3,873.27	0.00	59,212.80
0000334996	TRANSIT POLICE OFFICER	38,126.40	39,665.60	1,539.20	40,747.79	17,521.33	953.50	59,222.62
0000316336	*RAIL STATION CLEANER	31,054.40	31,969.60	915.20	30,383.80	6,550.58	0.00	36,934.38
0000323360	*BUS OPERATOR	44,408.00	45,739.20	1,331.20	22,024.04	5,898.42	0.00	27,922.46
0000337063	SR CONTRACT SPECIALIST	82,367.22	82,367.22	0.00	76,031.43	0.00	0.00	76,031.43
0000328938	TRANSIT POLICE OFFICER SPECIAL	46,384.00	50,169.60	3,785.60	50,944.85	15,388.89	1,972.00	68,305.74
0000304278	*BUS OPERATOR	44,408.00	45,739.20	1,331.20	45,792.19	2,176.48	0.00	47,968.67
0000323932	PROJECT MANAGER II (DATE LAST EMPLOYED 2017-06-02 00:06:00)	89,115.78	89,115.78	0.00	83,974.58	0.00	2,399.28	86,373.86
0000304120	*BUS OPERATOR	44,408.00	45,739.20	1,331.20	46,932.71	6,362.14	0.00	53,294.85
0000305087	*BUS OPERATOR	44,408.00	45,739.20	1,331.20	44,552.75	5,625.34	0.00	50,178.09
0000318123	*BUS OPERATOR	32,260.80	32,032.00	-228.80	26,796.01	4,075.60	0.00	30,871.61
0000337288	*BUS OPERATOR	32,032.00	32,032.00	0.00	24,767.38	5,068.12	0.00	29,835.50
0000337531	*BUS OPERATOR	32,032.00	32,032.00	0.00	18,985.26	1,992.29	0.00	20,977.55
0000319882	*BUS OPERATOR	44,408.00	45,739.20	1,331.20	45,756.73	3,158.39	0.00	48,915.12
0000316211	DBE/SMALL BUSINESS ANALYST	59,725.12	59,725.12	0.00	62,848.78	0.00	0.00	62,848.78
0000304955	*BUS DISPATCHER (BLOCKOUT)	45,531.20	46,883.20	1,352.00	39,468.43	1,543.28	0.00	41,011.71
0000306483	RAIL SERVICES CONTROLLER	57,803.20	65,582.40	7,779.20	64,864.07	1,519.89	6,673.96	73,057.92
0000320085	*BUS OPERATOR	44,408.00	45,739.20	1,331.20	42,025.50	1,782.91	0.00	43,808.41
0000316799	*JOURNEYMAN RAIL CAR MECHANIC	43,284.80	46,238.40	2,953.60	48,140.01	7,756.17	225.00	56,121.18

## MARTOC REPORT

EE NUMBER	TITLE	FY 16	FY 17	DIFFERENCE	REGULAR	OVERTIME	OTHER	TOTAL
		BASE SALARY	BASE SALARY	+/-	EARNINGS	EARNINGS	EARNINGS	EARNINGS
0000304512	SUPV BUS TRANSPORTATION (DATE LAST EMPLOYED 2017-01-01 00:01:00)	59,404.80	59,404.80	0.00	30,042.53	3,909.36	2,627.52	36,579.41
0000316697	*SERVICEPERSON IV	37,169.60	38,272.00	1,102.40	25,520.11	1,245.86	0.00	26,765.97
0000317823	*SERVICEPERSON I	34,777.60	35,817.60	1,040.00	36,171.06	5,336.16	0.00	41,507.22
0000334183	EMERGENCY PREP UNIT COORD (DATE LAST EMPLOYED 2017-03-27 00:03:00)	64,632.88	64,632.88	0.00	46,244.70	0.00	7,016.57	53,261.27
0000326150	SUPT RAIL LINE	65,563.94	65,563.94	0.00	65,563.94	0.00	5,379.61	70,943.55
0000303223	CONTRACT SERVICES INSPECTOR	43,305.60	43,305.60	0.00	43,560.60	492.36	3,192.34	47,245.30
0000317594	*SERVICEPERSON I	31,512.00	35,817.60	4,305.60	24,177.13	42.13	0.00	24,219.26
0000303462	*RAIL OPERATOR	44,408.00	45,739.20	1,331.20	45,170.55	1,844.80	174.43	47,189.78
0000302721	*BUS OPERATOR	44,408.00	45,739.20	1,331.20	43,083.33	11,490.05	0.00	54,573.38
0000332362	*BUS OPERATOR	37,752.00	42,328.00	4,576.00	40,574.07	17,586.02	0.00	58,160.09
0000304091	*BUS OPERATOR	44,408.00	45,739.20	1,331.20	44,785.87	50.93	0.00	44,836.80
0000323368	*BUS OPERATOR (DATE LAST EMPLOYED 2017-02-01 00:02:00)	44,408.00	44,408.00	0.00	31,649.09	1,905.85	0.00	33,554.94
0000303180	*SERVICEPERSON II	34,777.60	35,817.60	1,040.00	35,977.10	0.00	0.00	35,977.10
0000302096	*RAIL OPERATOR	44,408.00	45,739.20	1,331.20	37,160.75	2,620.70	0.00	39,781.45
0000328654	TRANSIT POLICE SERGEANT	50,169.60	55,827.20	5,657.60	54,312.71	31,685.07	4,232.60	90,230.38
0000327291	*BUS OPERATOR	44,408.00	45,739.20	1,331.20	45,128.79	1,088.92	0.00	46,217.71
0000318807	TRANSIT POLICE OFFICER SR	56,430.40	56,430.40	0.00	56,932.32	34,244.92	7,813.44	98,990.68
0000328467	*JOURNEYMAN RAIL CAR MECHANIC (DATE LAST EMPLOYED 2017-03-20 00:03:00)	47,860.80	47,860.80	0.00	24,650.39	3,140.87	0.00	27,791.26
0000336904	CONTRACT PROFESSIONAL	0.00	0.00	0.00	57,651.00	330.00	0.00	57,981.00
0000327288	*BUS OPERATOR	44,408.00	45,739.20	1,331.20	46,222.33	7,263.02	0.00	53,485.35
0000303590	MGR STRATEGIC PERFORMANCE	96,666.18	96,666.18	0.00	96,667.38	0.00	0.00	96,667.38
0000306556	SR MGR CONTRACTS (DATE LAST EMPLOYED 2016-10-14 00:10:00)	96,220.80	96,220.80	0.00	18,133.97	0.00	15,978.09	34,112.06
0000333631	TRANSIT POLICE OFFICER SR	56,430.40	56,430.40	0.00	57,810.23	26,818.06	2,170.40	86,798.69
0000302577	PLANNER CUSTODIAL LANDSCAPE	58,344.00	58,344.00	0.00	58,342.27	224.40	3,366.00	61,932.67
0000305544	*BUS OPERATOR	44,408.00	45,739.20	1,331.20	49,229.36	13,747.84	0.00	62,977.20
0000338155	TRANSIT POLICE OFFICER SR	52,187.20	52,187.20	0.00	16,605.98	5,833.44	0.00	22,439.42
0000308175	PROJECT ENG SURVEY PROGRAMS	77,445.94	77,445.94	0.00	77,446.24	0.00	3,773.02	81,219.26
0000302374	*SERVICEPERSON IV	37,169.60	38,272.00	1,102.40	39,181.73	6,231.00	0.00	45,412.73
0000323250	*BUS OPERATOR	44,408.00	45,739.20	1,331.20	39,286.03	1,810.78	0.00	41,096.81
0000337169	TRANSIT POLICE OFFICER	41,246.40	41,246.40	0.00	37,733.61	12,854.84	2,124.04	52,712.49
0000323003	SR TECHNICAL SERVICES ENGINEER	92,700.14	92,700.14	0.00	92,700.31	0.00	0.00	92,700.31
0000321070	*APPRENTICE MECHANIC	39,249.60	44,158.40	4,908.80	44,911.13	1,450.30	0.00	46,361.43
0000336074	*JOURNEYMAN ET-RADIO MAINT	43,284.80	46,238.40	2,953.60	47,074.93	27,573.83	450.00	75,098.76
0000304891	*BUS OPERATOR	44,408.00	45,739.20	1,331.20	45,694.36	29,324.80	0.00	75,019.16



## MARTOC REPORT

EE NUMBER	TITLE	FY 16	FY 17	DIFFERENCE	REGULAR	OVERTIME	OTHER	TOTAL
		BASE SALARY	BASE SALARY	+/-	EARNINGS	EARNINGS	EARNINGS	EARNINGS
0000302262	AGM CAPITAL PGMS & DEVELOPMENT	176,800.26	176,800.26	0.00	176,801.86	0.00	19,720.04	196,521.90
0000319164	DISPATCHER-RAIL TRANSPORTATION	52,790.40	52,790.40	0.00	37,903.01	471.44	11,776.32	50,150.77
0000303165	SUPT RAIL CAR MAINT	72,114.64	72,114.64	0.00	72,114.91	0.00	1,479.28	73,594.19
0000331716	*JOURNEYMAN RAIL CAR MECHANIC	43,284.80	47,715.20	4,430.40	46,006.96	1,336.17	225.00	47,568.13
0000320236	*INSPECTOR	47,860.80	46,446.40	-1,414.40	50,004.71	10,216.52	225.00	60,446.23
0000333783	*BUS OPERATOR	34,403.20	38,875.20	4,472.00	36,788.85	5,896.27	0.00	42,685.12
0000303711	FOREMAN CUSTODIAL SERVICES	51,022.40	51,022.40	0.00	44,457.13	2,926.37	12,367.89	59,751.39
0000321038	*JOURNEYMAN OVERHAULER	45,240.00	49,296.00	4,056.00	48,496.37	12,649.87	225.00	61,371.24
0000317663	TRANSIT POLICE OFFICER SPECIAL	58,676.80	58,676.80	0.00	59,565.43	44,811.63	6,347.25	110,724.31
0000318885	*BUS OPERATOR	44,408.00	45,739.20	1,331.20	43,743.19	19,920.33	0.00	63,663.52
0000316037	*JOURNEYMAN ET-RADIO MAINT	47,860.80	49,296.00	1,435.20	48,837.03	5,427.59	225.00	54,489.62
0000316323	*RAIL OPERATOR	44,408.00	45,739.20	1,331.20	46,037.03	19,331.07	0.00	65,368.10
0000304500	COMMUNICATIONS SPECIALIST	35,568.00	35,568.00	0.00	35,549.86	3,830.25	5,061.61	44,441.72
0000330688	*BUS OPERATOR	41,100.80	45,739.20	4,638.40	42,964.61	10,393.95	0.00	53,358.56
0000302498	DIVISION DISPATCHER	53,830.40	53,830.40	0.00	51,448.26	226.84	3,224.40	54,899.50
0000302474	CONTRACT EMP PT POLICE OFFICER (DATE LAST EMPLOYED 2016-12-30 00:12:00)	0.00	0.00	0.00	24,050.50	1,680.20	0.00	25,730.70
0000303971	ACCOUNTING & TRAVEL COORD	50,680.50	50,680.50	0.00	50,733.39	1,701.86	7,407.70	59,842.95
0000305669	*JOURNEYMAN ET-RAIL CAR MAINT	47,860.80	49,296.00	1,435.20	46,556.67	0.00	225.00	46,781.67
0000305246	*SERVICEPERSON V (DATE LAST EMPLOYED 2017-05-01 00:05:00)	47,112.00	47,112.00	0.00	41,759.78	254.82	0.00	42,014.60
0000335854	*RAIL STATION CLEANER	26,249.60	30,264.00	4,014.40	28,036.77	809.03	0.00	28,845.80
0000304390	*BUS OPERATOR	44,408.00	45,739.20	1,331.20	49,639.76	42,181.64	0.00	91,821.40
0000318561	*BUS OPERATOR	44,408.00	45,739.20	1,331.20	48,861.30	10,466.57	0.00	59,327.87
0000306194	*BUS OPERATOR	44,408.00	45,739.20	1,331.20	46,644.17	16,826.13	0.00	63,470.30
0000320239	*JOURNEYMAN ET-RAIL CAR MAINT	47,860.80	49,296.00	1,435.20	47,709.47	414.18	225.00	48,348.65
0000304787	*BUS OPERATOR	44,408.00	45,739.20	1,331.20	47,174.50	34,032.79	0.00	81,207.29
0000304858	FOREMAN SIGN SHOP (DATE LAST EMPLOYED 2017-03-01 00:03:00)	57,262.40	57,262.40	0.00	39,794.31	3,450.14	7,396.49	50,640.94
0000302665	SR JOC WORK ORDER COORDINATOR (DATE LAST EMPLOYED 2017-03-01 00:03:00)	76,330.80	76,330.80	0.00	50,228.03	0.00	8,057.59	58,285.62
0000304102	*AA INSPECTOR	47,860.80	49,296.00	1,435.20	52,840.71	11,838.76	225.00	64,904.47
0000323957	SUPV BUS TRANSPORTATION	52,790.40	52,790.40	0.00	54,009.67	15,277.12	431.46	69,718.25
0000303132	*SERVICEPERSON I	34,777.60	35,817.60	1,040.00	35,213.50	6,790.41	0.00	42,003.91
0000333185	TRANSIT POLICE OFFICER SR	42,889.60	46,384.00	3,494.40	45,704.18	13,293.79	0.00	58,997.97
0000304338	CONTRACT PROFESSIONAL	0.00	0.00	0.00	59,426.70	79.23	0.00	59,505.93
0000323601	*BUS OPERATOR	44,408.00	45,739.20	1,331.20	34,589.55	2,506.96	0.00	37,096.51
0000337377	*BUS OPERATOR	32,032.00	32,032.00	0.00	23,080.66	3,725.30	0.00	26,805.96

## MARTOC REPORT

EE NUMBER	TITLE	FY 16 BASE SALARY	FY 17 BASE SALARY	DIFFERENCE +/-	REGULAR EARNINGS	OVERTIME EARNINGS	OTHER EARNINGS	TOTAL EARNINGS
0000303786	*JOURNEYMAN RAIL CAR MECHANIC	47,860.80	49,296.00	1,435.20	53,571.26	26,058.92	225.00	79,855.18
0000304951	*AA INSPECTOR	47,860.80	49,296.00	1,435.20	48,871.48	6,299.06	225.00	55,395.54
0000324782	SUPV BUS TRANSPORTATION	52,790.40	52,790.40	0.00	53,632.61	10,323.61	3,490.60	67,446.82
0000305654	*RAIL OPERATOR	44,408.00	45,739.20	1,331.20	34,156.22	915.36	170.80	35,242.38
0000331036	CJIT-POLICE DISPATCHER (DATE LAST EMPLOYED 2017-04-14 00:04:00)	41,828.80	41,828.80	0.00	34,870.75	4,310.95	2,208.89	41,390.59
0000332788	TRANSIT POLICE OFFICER SR	42,889.60	46,384.00	3,494.40	49,239.70	21,527.27	0.00	70,766.97
0000333407	*BUS OPERATOR	34,403.20	38,875.20	4,472.00	36,481.52	4,421.05	0.00	40,902.57
0000335639	TRANSIT POLICE OFFICER SR	48,256.00	50,169.60	1,913.60	52,743.88	21,692.41	464.00	74,900.29
0000315268	CUSTOMER CARE FIELD REP	41,827.50	41,827.50	0.00	41,817.09	101.50	2,359.50	44,278.09
0000322144	*BUS OPERATOR	44,408.00	45,739.20	1,331.20	44,911.74	12,146.55	0.00	57,058.29
0000332072	*BUS OPERATOR	37,752.00	42,328.00	4,576.00	39,777.01	5,427.21	0.00	45,204.22
0000302838	CAPITAL PROGRAM MANAGER	95,513.08	95,513.08	0.00	95,513.29	0.00	6,024.69	101,537.98
0000303441	*BUS OPERATOR	44,408.00	45,739.20	1,331.20	29,964.18	12,029.32	0.00	41,993.50
0000315248	*BUS OPERATOR	44,408.00	45,739.20	1,331.20	47,760.13	19,665.40	0.00	67,425.53
0000321031	*BUS OPERATOR	44,408.00	45,739.20	1,331.20	40,057.71	3,405.91	341.60	43,805.22
0000332248	*BUS OPERATOR	37,752.00	42,328.00	4,576.00	33,265.03	3,954.32	145.20	37,364.55
0000334794	*BUS OPERATOR	31,096.00	35,443.20	4,347.20	34,673.09	9,845.01	143.90	44,662.00
0000304052	*BUS OPERATOR	44,408.00	45,739.20	1,331.20	46,758.08	8,296.20	0.00	55,054.28
0000303044	*BUS OPERATOR	44,408.00	45,739.20	1,331.20	50,720.09	14,634.26	0.00	65,354.35
0000303738	CJIT-CALL TAKER	38,542.40	38,542.40	0.00	38,964.30	4,960.89	2,001.24	45,926.43
0000335939	SAFETY OPERATIONAL OFFICER (DATE LAST EMPLOYED 2016-10-16 00:10:00)	66,578.20	66,578.20	0.00	20,485.65	0.00	1,963.55	22,449.20
0000333676	*BUS OPERATOR	34,403.20	38,875.20	4,472.00	28,554.25	1,462.34	0.00	30,016.59
0000329932	*SERVICEPERSON I	31,054.40	34,299.20	3,244.80	32,342.89	359.64	0.00	32,702.53
0000304666	*RAIL OPERATOR	44,408.00	45,739.20	1,331.20	47,621.31	10,926.76	348.65	58,896.72
0000332653	*BUS OPERATOR	34,403.20	38,875.20	4,472.00	35,482.15	7,368.76	0.00	42,850.91
0000316463	*BUS OPERATOR	44,408.00	45,739.20	1,331.20	47,375.38	11,487.84	0.00	58,863.22
0000305757	ASSET MANAGER	75,285.08	75,285.08	0.00	75,285.15	0.00	6,949.40	82,234.55
0000318680	*BUS OPERATOR	44,408.00	45,739.20	1,331.20	43,644.01	10,610.64	0.00	54,254.65
0000334698	TRANSIT POLICE OFFICER	38,126.40	39,665.60	1,539.20	40,195.60	19,678.14	1,716.30	61,590.04
0000333674	*BUS OPERATOR	34,403.20	38,875.20	4,472.00	31,037.93	2,676.69	0.00	33,714.62
0000324361	SERVICE PLANNER III	63,241.10	63,241.10	0.00	63,289.99	0.00	0.00	63,289.99
0000315120	DIVISION DISPATCHER	52,790.40	52,790.40	0.00	53,199.73	681.56	2,284.20	56,165.49
0000302007	CLAIMS ADJUSTER III (DATE LAST EMPLOYED 2017-04-01 00:04:00)	60,175.44	60,175.44	0.00	46,288.89	0.00	8,968.31	55,257.20
0000318105	TRANSIT POLICE OFFICER SPECIAL	58,676.80	58,676.80	0.00	59,664.15	36,179.42	7,955.22	103,798.79

## MARTOC REPORT

EE NUMBER	TITLE	FY 16	FY 17	DIFFERENCE	REGULAR	OVERTIME	OTHER	TOTAL
		BASE SALARY	BASE SALARY	+/-	EARNINGS	EARNINGS	EARNINGS	EARNINGS
0000304913	*BUS OPERATOR	44,408.00	44,408.00	0.00	44,249.13	10,872.59	0.00	55,121.72
0000303070	*BUS OPERATOR	44,408.00	45,739.20	1,331.20	46,548.39	23,576.93	0.00	70,125.32
0000305292	BUS MECH ELEC ENGINEER	54,059.20	70,082.48	16,023.28	64,536.38	0.00	5,570.66	70,107.04
0000329225	TRANSIT POLICE SERGEANT	58,676.80	62,795.20	4,118.40	56,158.65	16,644.36	414.74	73,217.75
0000335629	*JOURNEYMAN RAIL CAR MECHANIC	43,284.80	46,592.00	3,307.20	46,116.33	13,116.79	450.00	59,683.12
0000329791	RESIDENT ENGINEER	88,385.18	88,385.18	0.00	88,385.51	0.00	0.00	88,385.51
0000327855	*RAIL OPERATOR	31,096.00	35,443.20	4,347.20	28,623.27	1,526.85	0.00	30,150.12
0000327039	*JOURNEYMAN ET-RAIL CAR MAINT	47,860.80	49,296.00	1,435.20	49,026.80	9,396.73	225.00	58,648.53
0000306206	*BUS OPERATOR	44,408.00	45,739.20	1,331.20	50,173.07	17,056.31	0.00	67,229.38
0000302125	SUPV CAR REPAIR INSPECTION	58,344.00	58,344.00	0.00	60,566.55	6,246.47	4,263.62	71,076.64
0000329931	*RAIL STATION CLEANER	31,054.40	31,969.60	915.20	32,261.49	4,025.51	119.44	36,406.44
0000316113	*BUS OPERATOR	31,096.00	35,443.20	4,347.20	33,350.83	4,741.65	0.00	38,092.48
0000303406	MOBILITY SUPPORT SVCS PGM MGR	80,087.02	80,087.02	0.00	78,855.16	0.00	8,994.44	87,849.60
0000302759	*JOURNEYMAN RAIL CAR MECHANIC	47,860.80	49,296.00	1,435.20	49,906.94	20,122.33	225.00	70,254.27
0000337364	TRANSIT POLICE OFFICER	41,246.40	41,246.40	0.00	32,987.01	4,551.98	0.00	37,538.99
0000337721	ACCOUNTANT II	54,997.02	54,997.02	0.00	31,729.19	0.00	470.44	32,199.63
0000333245	COMMUNICATIONS SPECIALIST	35,568.00	35,568.00	0.00	35,662.46	2,824.21	2,052.00	40,538.67
0000317821	*REPROGRAPHICS SPEC III	46,467.20	47,860.80	1,393.60	46,621.77	268.08	0.00	46,889.85
0000306470	*JOURNEYMAN ET-HVAC	47,860.80	49,296.00	1,435.20	49,659.60	2,821.65	225.00	52,706.25
0000305702	*TRACK WALKER	47,112.00	48,526.40	1,414.40	48,311.53	2,072.49	0.00	50,384.02
0000325129	TRANSIT POLICE OFFICER SPECIAL	54,267.20	56,430.40	2,163.20	55,638.73	28,864.18	5,426.00	89,928.91
0000332968	TRANSIT POLICE OFFICER SR	42,889.60	46,384.00	3,494.40	46,035.92	7,820.65	1,784.00	55,640.57
0000306204	SUPV BUS TRANSPORTATION	56,014.40	56,014.40	0.00	58,576.86	17,280.07	2,693.00	78,549.93
0000301999	MGR SUPPLY CHAIN MANAGEMENT	81,713.84	81,713.84	0.00	81,714.87	0.00	6,285.68	88,000.55
0000334972	*BUS OPERATOR	31,096.00	35,443.20	4,347.20	34,761.89	5,148.91	0.00	39,910.80
0000303518	MAINTENANCE PLANNER BUS	47,112.00	55,265.60	8,153.60	55,841.46	6,629.46	0.00	62,470.92
0000337884	CHF MATERIALS MGMT	125,940.10	125,940.10	0.00	58,126.34	0.00	0.00	58,126.34
0000322156	ACCOUNTING SYS ADM & PROJ MGR	77,425.66	77,425.66	0.00	77,425.87	0.00	1,588.22	79,014.09
0000306453	CONTRACT EMP PT	0.00	0.00	0.00	39,765.97	0.00	5,539.14	45,305.11
0000334415	*STATION AGENT	36,940.80	41,828.80	4,888.00	41,003.75	10,366.16	0.00	51,369.91
0000332892	*BUS OPERATOR	34,403.20	38,875.20	4,472.00	35,151.42	5,508.46	0.00	40,659.88
0000302228	*INSPECTOR	47,112.00	48,526.40	1,414.40	48,515.35	5,121.78	225.00	53,862.13
0000317778	*BUS OPERATOR	44,408.00	45,739.20	1,331.20	35,423.84	431.42	0.00	35,855.26
0000321663	*SERVICEPERSON IV	37,169.60	38,272.00	1,102.40	39,666.98	16,900.06	0.00	56,567.04
0000331907	TRANSIT POLICE OFFICER	42,889.60	44,595.20	1,705.60	44,313.41	25,622.36	824.80	70,760.57

## MARTOC REPORT

EE NUMBER	TITLE	FY 16	FY 17	DIFFERENCE	REGULAR	OVERTIME	OTHER	TOTAL
		BASE SALARY	BASE SALARY	+/-	EARNINGS	EARNINGS	EARNINGS	EARNINGS
0000302719	*BUS OPERATOR	44,408.00	45,739.20	1,331.20	46,151.56	29,786.27	297.84	76,235.67
0000324755	FOREMAN TRAIN CONTROL	47,860.80	57,241.60	9,380.80	59,761.84	22,056.09	0.00	81,817.93
0000333629	*JOURNEYMAN ELEC POWER ELECT	44,886.40	47,715.20	2,828.80	48,110.59	27,024.75	225.00	75,360.34
0000317609	*BUS OPERATOR	32,032.00	32,032.00	0.00	21,429.99	2,264.08	0.00	23,694.07
0000304319	SUPT CONTROL CENTER	87,824.62	87,824.62	0.00	84,784.70	0.00	14,543.36	99,328.06
0000331591	*BUS OPERATOR	37,752.00	42,328.00	4,576.00	40,900.46	7,839.88	0.00	48,740.34
0000303404	FOREMAN CUSTODIAL SERVICES	48,713.60	48,713.60	0.00	48,602.18	1,534.97	2,529.36	52,666.51
0000315455	MEDIA SALES REP	24,004.50	24,004.50	0.00	24,520.42	6,059.84	92.33	30,672.59
0000333093	*BUS OPERATOR	34,403.20	38,875.20	4,472.00	38,024.33	3,949.32	0.00	41,973.65
0000304393	*BUS OPERATOR	44,408.00	45,739.20	1,331.20	44,476.72	3,484.72	0.00	47,961.44
0000303450	*BUS OPERATOR	44,408.00	45,739.20	1,331.20	46,352.33	9,025.39	0.00	55,377.72
0000302705	TRANSIT POLICE OFFICER SPECIAL	60,382.40	60,382.40	0.00	61,543.66	42,761.37	9,289.60	113,594.63
0000323707	*BUS OPERATOR	44,408.00	45,739.20	1,331.20	46,128.66	7,664.62	0.00	53,793.28
0000302588	*JOURNEYMAN ELEC POWER ELECT	47,860.80	49,296.00	1,435.20	52,395.24	15,083.15	225.00	67,703.39
0000307300	*BUS OPERATOR (DATE LAST EMPLOYED 2017-05-18 00:05:00)	44,408.00	44,408.00	0.00	42,380.03	5,971.80	0.00	48,351.83
0000337868	CHF PROJECT SCHEDULER	90,176.84	90,176.84	0.00	34,683.52	0.00	0.00	34,683.52
0000337592	*BUS OPERATOR	32,032.00	32,032.00	0.00	18,731.98	3,459.09	0.00	22,191.07
0000303690	SUPV BUS TRANSPORTATION	52,790.40	52,790.40	0.00	56,853.66	19,577.39	3,807.00	80,238.05
0000306305	*JOURNEYMAN ET-RADIO MAINT	47,860.80	49,296.00	1,435.20	49,506.56	16,023.66	225.00	65,755.22
0000333508	*SERVICEPERSON IV	35,276.80	38,272.00	2,995.20	37,267.19	494.55	0.00	37,761.74
0000331471	*BUS OPERATOR	37,752.00	42,328.00	4,576.00	41,242.22	6,202.98	0.00	47,445.20
0000314930	*RAIL OPERATOR	44,408.00	45,739.20	1,331.20	27,948.28	384.31	96.08	28,428.67
0000333415	*BUS OPERATOR	34,403.20	38,875.20	4,472.00	36,031.50	10,684.55	0.00	46,716.05
0000318654	*JOURNEYMAN ET-RAIL CAR MAINT	47,860.80	49,296.00	1,435.20	52,213.67	21,183.64	225.00	73,622.31
0000328939	SUPV BUS SCHEDULING (DATE LAST EMPLOYED 2016-11-17 00:11:00)	74,344.40	74,344.40	0.00	29,737.77	0.00	5,146.94	34,884.71
0000331980	MGR CIVIL & STRUC ENGINEERING	104,196.82	104,196.82	0.00	104,198.04	0.00	0.00	104,198.04
0000335628	*JOURNEYMAN RAIL CAR MECHANIC	43,284.80	46,592.00	3,307.20	46,243.15	6,468.89	450.00	53,162.04
0000334246	*HOSTLER JUNIOR APPRENTICE	37,169.60	38,272.00	1,102.40	38,341.03	6,456.61	0.00	44,797.64
0000335542	*BUS OPERATOR	31,096.00	35,443.20	4,347.20	33,162.16	7,866.10	0.00	41,028.26
0000326983	*JOURNEYMAN WELDER	47,860.80	49,296.00	1,435.20	47,686.48	1,095.88	225.00	49,007.36
0000302072	*BUS OPERATOR	44,408.00	45,739.20	1,331.20	45,404.72	3,080.57	0.00	48,485.29
0000316322	FARE COLLECTION COORDINATOR OP	51,129.00	51,129.00	0.00	51,783.90	4,368.95	0.00	56,152.85
0000338015	CHF COMMUNICATIONS OFFICER	199,000.10	199,000.10	0.00	76,538.50	0.00	0.00	76,538.50
0000302839	*MATERIAL CONTROLLER LEAD	47,715.20	49,150.40	1,435.20	48,659.87	4,026.00	0.00	52,685.87

## MARTOC REPORT

EE NUMBER	TITLE	FY 16	FY 17	DIFFERENCE	REGULAR	OVERTIME	OTHER	TOTAL
		BASE SALARY	BASE SALARY	+/-	EARNINGS	EARNINGS	EARNINGS	EARNINGS
0000331055	*BUS OPERATOR	37,752.00	42,328.00	4,576.00	41,229.63	1,978.61	0.00	43,208.24
0000302460	BUS MECH ELEC ENGINEER	70,082.48	70,082.48	0.00	43,127.77	0.00	0.00	43,127.77
0000323167	SUPV BUS TRANSPORTATION	52,790.40	52,790.40	0.00	53,725.70	3,392.38	0.00	57,118.08
0000337598	*BUS OPERATOR	32,032.00	32,032.00	0.00	18,484.58	3,515.17	0.00	21,999.75
0000323164	*BUS OPERATOR	44,408.00	45,739.20	1,331.20	45,651.17	6,515.26	0.00	52,166.43
0000321064	*BUS OPERATOR	32,260.80	32,032.00	-228.80	28,037.58	4,884.04	0.00	32,921.62
0000335796	*BUS OPERATOR	31,096.00	35,443.20	4,347.20	31,679.28	4,866.18	0.00	36,545.46
0000305023	*INSPECTOR	47,112.00	48,526.40	1,414.40	48,815.47	1,129.71	225.00	50,170.18
0000302294	SR MAINTENANCE PLANNER BUS	64,646.40	64,646.40	0.00	62,353.58	2,325.23	3,678.64	68,357.45
0000318958	DISPATCHER-RAIL TRANSPORTATION	52,790.40	52,790.40	0.00	53,428.47	4,552.93	2,284.20	60,265.60
0000322804	*BUS OPERATOR	44,408.00	45,739.20	1,331.20	48,018.17	4,121.72	0.00	52,139.89
0000335861	*BUS OPERATOR	31,096.00	35,443.20	4,347.20	30,375.95	6,113.14	0.00	36,489.09
0000304414	GEN SUPT RAIL CAR MAINTENANCE	90,154.22	90,154.22	0.00	90,154.59	0.00	11,095.92	101,250.51
0000324869	SVC DESK SUPPORT AGENT (DATE LAST EMPLOYED 2017-03-06 00:03:00)	44,460.00	44,460.00	0.00	31,165.50	1,543.54	1,932.53	34,641.57
0000304412	DIR BUS MAINTENANCE	126,777.56	126,777.56	0.00	126,777.57	0.00	13,652.97	140,430.54
0000305282	*RAIL STATION CLEANER	31,054.40	31,969.60	915.20	34,717.46	19,002.18	0.00	53,719.64
0000334500	*STATION AGENT	36,940.80	41,828.80	4,888.00	41,636.24	13,824.96	0.00	55,461.20
0000303427	*BUS DISPATCHER (BLOCKOUT)	45,531.20	46,883.20	1,352.00	51,691.80	18,781.70	0.00	70,473.50
0000336181	*BUS OPERATOR	32,032.00	32,032.00	0.00	30,024.81	3,990.41	0.00	34,015.22
0000302476	*RAIL OPERATOR	44,408.00	45,739.20	1,331.20	39,301.11	21,127.63	0.00	60,428.74
0000330300	*JOURNEYMAN ET-TRAIN CONTROL	47,860.80	49,296.00	1,435.20	51,592.44	44,791.95	225.00	96,609.39
0000304471	*JOURNEYMAN RAIL CAR MECHANIC	47,860.80	49,296.00	1,435.20	49,967.68	17,870.22	225.00	68,062.90
0000304430	*SERVICEPERSON IV	37,169.60	38,272.00	1,102.40	39,491.56	5,944.06	0.00	45,435.62
0000334967	*INSPECTOR	43,929.60	46,446.40	2,516.80	45,548.45	4,768.70	225.00	50,542.15
0000305203	SCHEDULE ANALYST III (DATE LAST EMPLOYED 2017-04-01 00:04:00)	55,147.56	55,147.56	0.00	40,300.34	0.00	6,681.91	46,982.25
0000305440	DISPATCHER RADIO COMMUNICATION	52,790.40	52,790.40	0.00	54,541.78	14,364.37	0.00	68,906.15
0000304680	FOREMAN TELEPHONE MAINTENANCE	57,262.40	57,262.40	0.00	58,023.16	5,758.61	5,506.00	69,287.77
0000336475	CJIT-POLICE DISPATCHER	40,601.60	40,601.60	0.00	40,762.64	2,788.92	0.00	43,551.56
0000336089	*CUSTOMER INFORMATION OPERATOR	28,184.00	30,784.00	2,600.00	29,511.27	898.92	0.00	30,410.19
0000325669	PLANNER AUTOMATIC TRAIN CONTR	55,286.40	55,286.40	0.00	59,120.10	17,691.60	5,316.00	82,127.70
0000326636	*BUS OPERATOR	44,408.00	45,739.20	1,331.20	45,091.92	4,250.49	0.00	49,342.41
0000323521	*BUS OPERATOR	44,408.00	45,739.20	1,331.20	47,789.04	13,887.15	0.00	61,676.19
0000337469	TRANSIT POLICE OFFICER	41,246.40	41,246.40	0.00	31,950.51	11,247.03	793.20	43,990.74
0000325918	MGR ELEC POWER & EQUIPMENT	66,666.60	89,074.70	22,408.10	84,753.51	0.00	7,788.35	92,541.86
0000317811	*SERVICEPERSON I	34,777.60	35,817.60	1,040.00	38,915.96	6,727.71	0.00	45,643.67

## MARTOC REPORT

EE NUMBER	TITLE	FY 16 BASE SALARY	FY 17 BASE SALARY	DIFFERENCE +/-	REGULAR EARNINGS	OVERTIME EARNINGS	OTHER EARNINGS	TOTAL EARNINGS
0000306408	*BUS OPERATOR	44,408.00	45,739.20	1,331.20	47,968.80	10,092.48	0.00	58,061.28
0000328566	TRANSIT POLICE OFFICER SR	50,169.60	52,187.20	2,017.60	51,162.18	4,015.98	241.20	55,419.36
0000304257	*JOURNEYMAN RAIL CAR MECHANIC	47,860.80	49,296.00	1,435.20	47,977.45	7,429.38	225.00	55,631.83
0000336715	IT BUSINESS ANALYST III	81,413.28	81,413.28	0.00	55,261.06	0.00	0.00	55,261.06
0000335149	PROTECTIVE SPEC POLICE CADET	27,934.40	27,934.40	0.00	27,921.87	941.60	0.00	28,863.47
0000323126	MAINTENANCE PARTS COORDINATOR	47,023.34	47,476.00	452.66	46,737.08	0.00	61.12	46,798.20
0000321208	CAPITAL PROJECTS ADMINISTRATOR	36,991.50	42,685.50	5,694.00	35,470.22	130.79	8,808.32	44,409.33
0000334347	*BUS OPERATOR	31,096.00	35,443.20	4,347.20	33,814.73	2,654.76	0.00	36,469.49
0000327863	*BUS OPERATOR	44,408.00	45,739.20	1,331.20	46,121.18	3,549.76	0.00	49,670.94
0000306284	*JOURNEYMAN ET-TRAIN CONTROL (DATE LAST EMPLOYED 2017-04-01 00:04:00)	47,860.80	47,860.80	0.00	50,783.08	15,531.79	0.00	66,314.87
0000305121	*JOURNEYMAN RAIL CAR MECHANIC	47,860.80	49,296.00	1,435.20	51,183.99	16,818.10	225.00	68,227.09
0000304887	*SERVICEPERSON I	34,777.60	35,817.60	1,040.00	37,636.56	3,686.76	0.00	41,323.32
0000331712	*BUS OPERATOR	37,752.00	42,328.00	4,576.00	40,982.46	6,895.87	0.00	47,878.33
0000322504	TRANSIT POLICE OFFICER SR	56,430.40	56,430.40	0.00	57,176.49	13,521.00	0.00	70,697.49
0000334705	*BUS OPERATOR	31,096.00	35,443.20	4,347.20	26,785.95	343.44	0.00	27,129.39
0000305489	*BUS OPERATOR	44,408.00	45,739.20	1,331.20	48,662.46	18,100.98	182.12	66,945.56
0000304569	*BUS OPERATOR	44,408.00	45,739.20	1,331.20	46,444.82	22,418.81	0.00	68,863.63
0000318279	*SERVICEPERSON I (A)	35,276.80	36,337.60	1,060.80	30,128.56	203.52	0.00	30,332.08
0000333336	*INSPECTOR	46,321.60	48,526.40	2,204.80	44,360.40	2,490.60	225.00	47,076.00
0000329107	*STATION AGENT	40,622.40	41,828.80	1,206.40	44,519.33	40,214.79	0.00	84,734.12
0000302297	*BUS OPERATOR	44,408.00	45,739.20	1,331.20	48,098.80	25,673.91	0.00	73,772.71
0000330853	PROTECTIVE SPEC POLICE CADET	28,184.00	28,184.00	0.00	28,570.71	4,492.56	1,670.04	34,733.31
0000336096	*BUS OPERATOR	35,443.20	35,443.20	0.00	27,140.57	4,333.52	0.00	31,474.09
0000302888	*BUS OPERATOR (DATE LAST EMPLOYED 2017-05-01 00:05:00)	44,408.00	44,408.00	0.00	41,508.01	3,122.53	170.80	44,801.34
0000321571	TRANSIT POLICE OFFICER SPECIAL	58,676.80	58,676.80	0.00	59,227.75	23,336.82	5,642.00	88,206.57
0000305921	SUPV BUS MAINTENANCE	57,262.40	57,262.40	0.00	58,777.18	11,473.53	3,679.94	73,930.65
0000320609	*SERVICEPERSON I (A)	35,276.80	36,337.60	1,060.80	35,178.40	0.00	0.00	35,178.40
0000302103	CHF ENG-CIV STRUCT & INSPECT	88,161.84	88,161.84	0.00	88,163.90	0.00	11,461.04	99,624.94
0000333477	TRANSIT POLICE OFFICER SR	39,665.60	42,889.60	3,224.00	42,332.46	21,636.70	2,860.50	66,829.66
0000302085	CONTRACT EMP ADMIN SUPPORT	86,521.50	86,521.50	0.00	20,410.26	0.00	0.00	20,410.26
0000302753	CONTRACT DIRECTOR	0.00	0.00	0.00	125,029.14	0.00	5,523.39	130,552.53
0000330505	*INSPECTOR	45,240.00	48,526.40	3,286.40	46,952.42	16,636.03	225.00	63,813.45
0000323061	*SERVICEPERSON I	34,777.60	35,817.60	1,040.00	34,500.86	300.96	0.00	34,801.82
0000320680	CONTRACT PROFESSIONAL	0.00	0.00	0.00	86,448.72	725.31	0.00	87,174.03

## MARTOC REPORT

EE NUMBER	TITLE	FY 16	FY 17	DIFFERENCE	REGULAR	OVERTIME	OTHER	TOTAL
		BASE SALARY	BASE SALARY	+/-	EARNINGS	EARNINGS	EARNINGS	EARNINGS
0000317672	*JOURNEYMAN SUPPORT EQUIPMENT	47,860.80	49,296.00	1,435.20	47,209.03	1,484.19	225.00	48,918.22
0000305910	*MATERIAL CONTROLLER	45,344.00	47,694.40	2,350.40	47,574.21	1,068.48	0.00	48,642.69
0000303496	MGR BUILDINGS & SUPPORT EQUIP	77,012.00	77,012.00	0.00	77,011.99	0.00	6,318.94	83,330.93
0000331597	*JOURNEYMAN ET-TRAIN CONTROL	47,860.80	49,296.00	1,435.20	50,276.48	14,453.25	225.00	64,954.73
0000336098	*BUS OPERATOR	35,443.20	35,443.20	0.00	28,992.29	3,212.91	0.00	32,205.20
0000315146	*MATERIAL CONTROLLER	46,300.80	47,694.40	1,393.60	47,424.86	3,071.91	0.00	50,496.77
0000331722	MGR BUILDING MAINTENANCE	77,012.00	77,012.00	0.00	75,835.79	0.00	1,176.18	77,011.97
0000316169	*BUS OPERATOR	44,408.00	45,739.20	1,331.20	37,344.18	802.59	0.00	38,146.77
0000334891	*BUS OPERATOR	31,096.00	35,443.20	4,347.20	34,273.69	10,943.09	0.00	45,216.78
0000329108	RESIDENT ENGINEER	101,661.30	101,661.30	0.00	101,663.74	0.00	0.00	101,663.74
0000333273	*RAIL OPERATOR	29,078.40	32,032.00	2,953.60	18,134.40	1,939.81	0.00	20,074.21
0000335510	CONTRACT EMP ADMIN SUPPORT	0.00	0.00	0.00	25,036.02	1,385.92	0.00	26,421.94
0000305574	*BUS OPERATOR	44,408.00	45,739.20	1,331.20	45,733.94	13,636.05	0.00	59,369.99
0000335727	OFFICE ADMINISTRATOR II	36,640.50	52,552.50	15,912.00	48,209.47	5,063.65	1,785.98	55,059.10
0000305884	*SECRETARY (N9)	36,316.80	39,187.20	2,870.40	39,462.28	1,499.47	139.68	41,101.43
0000324229	PARKING SERVICES REP	23,868.00	23,868.00	0.00	24,174.64	3,942.96	1,263.17	29,380.77
0000307642	*JOURNEYMAN ELEC POWER ELECT	47,860.80	49,296.00	1,435.20	48,655.79	1,354.77	225.00	50,235.56
0000316842	*SERVICEPERSON IV	37,169.60	38,272.00	1,102.40	39,721.41	5,696.12	0.00	45,417.53
0000331666	*RAIL OPERATOR	31,096.00	35,443.20	4,347.20	36,707.33	10,478.66	119.60	47,305.59
0000306478	REVENUE OPERATIONS CONTROLLER	61,375.08	61,375.08	0.00	59,574.00	0.00	2,981.58	62,555.58
0000315115	*BUS OPERATOR	44,408.00	45,739.20	1,331.20	47,900.89	15,441.96	0.00	63,342.85
0000303757	*TRACK WALKER	47,112.00	48,526.40	1,414.40	49,693.27	7,491.57	0.00	57,184.84
0000327570	TRANSIT POLICE OFFICER SR	54,267.20	56,430.40	2,163.20	61,332.02	26,448.05	0.00	87,780.07
0000328131	*BUS OPERATOR	44,408.00	45,739.20	1,331.20	46,167.30	5,238.47	0.00	51,405.77
0000331025	OFFICE ADMINISTRATOR II	54,129.14	54,129.14	0.00	53,823.41	0.00	202.13	54,025.54
0000305751	*RAIL OPERATOR	44,408.00	45,739.20	1,331.20	47,819.55	20,737.29	0.00	68,556.84
0000324187	*RAIL STATION CLEANER	31,054.40	31,969.60	915.20	32,966.92	5,352.41	0.00	38,319.33
0000331562	AGM INTERNAL AUDIT (DATE LAST EMPLOYED 2016-12-15 00:12:00)	174,606.12	174,606.12	0.00	86,775.68	0.00	14,441.28	101,216.96
0000337086	*BUS OPERATOR	32,032.00	32,032.00	0.00	22,678.08	1,628.52	0.00	24,306.60
0000320788	*JOURNEYMAN ET-TRAIN CONTROL	47,860.80	49,296.00	1,435.20	49,222.39	31,201.68	225.00	80,649.07
0000322967	TRANSIT POLICE SERGEANT	60,382.40	62,795.20	2,412.80	64,013.75	19,187.08	5,615.34	88,816.17
0000320593	COMMUNITY OUTREACH PLANNER	58,228.04	58,228.04	0.00	56,393.49	0.00	4,022.58	60,416.07
0000329824	*BUS OPERATOR	41,100.80	45,739.20	4,638.40	29,599.66	484.62	0.00	30,084.28
0000303774	BUILDING MAINT SPEC III	55,277.30	55,277.30	0.00	54,390.59	0.00	6,740.54	61,131.13
0000315615	SUPV FIELD RESEARCH	0.00	0.00	0.00	28,261.97	4,026.73	0.00	32,288.70

## MARTOC REPORT

EE NUMBER	TITLE	FY 16 BASE SALARY	FY 17 BASE SALARY	DIFFERENCE +/-	REGULAR EARNINGS	OVERTIME EARNINGS	OTHER EARNINGS	TOTAL EARNINGS
0000302438	*BUS OPERATOR	44,408.00	45,739.20	1,331.20	45,723.41	20,789.46	0.00	66,512.87
0000331656	*BUS OPERATOR	37,752.00	42,328.00	4,576.00	41,483.88	11,212.86	0.00	52,696.74
0000302974	*JOURNEYMAN ET-COMPUTER MAINT	47,860.80	49,296.00	1,435.20	50,420.07	21,632.38	225.00	72,277.45
0000326374	CONTRACT PROFESSIONAL (DATE LAST EMPLOYED 2017-04-07 00:04:00)	0.00	0.00	0.00	44,302.67	602.12	0.00	44,904.79
0000314837	*JOURNEYMAN ET-RAIL CAR MAINT	47,860.80	49,296.00	1,435.20	48,889.96	48,354.58	225.00	97,469.54
0000304411	DIVISION DISPATCHER	53,830.40	53,830.40	0.00	52,906.11	2,575.53	3,623.20	59,104.84
0000330457	SUPV BUS MAINTENANCE	45,240.00	57,262.40	12,022.40	44,305.01	6,243.42	1,326.20	51,874.63
0000326278	*JOURNEYMAN ET-TRAIN CONTROL	47,860.80	49,296.00	1,435.20	51,530.97	41,797.78	225.00	93,553.75
0000330999	*BUS OPERATOR	37,752.00	42,328.00	4,576.00	39,289.14	643.15	0.00	39,932.29
0000327310	SUPV CAR REPAIR INSPECTION	57,262.40	57,262.40	0.00	53,110.74	2,046.74	4,859.84	60,017.32
0000302827	CONTRACT PROFESSIONAL	0.00	0.00	0.00	67,413.52	5,664.95	0.00	73,078.47
0000337375	*BUS OPERATOR	32,032.00	32,032.00	0.00	22,757.55	2,914.42	0.00	25,671.97
0000326622	*RAIL OPERATOR	31,096.00	35,443.20	4,347.20	30,310.20	4,464.62	0.00	34,774.82
0000336105	TECHNICAL WRITER	63,073.92	63,073.92	0.00	62,831.41	0.00	1,924.58	64,755.99
0000331217	*BUS OPERATOR	37,752.00	42,328.00	4,576.00	40,895.83	7,029.69	0.00	47,925.52
0000332295	*JOURNEYMAN ET-TELEPHONE MAINT	46,321.60	49,296.00	2,974.40	47,568.64	2,692.86	225.00	50,486.50
0000321308	SUPV BUS MAINTENANCE	57,262.40	57,262.40	0.00	58,024.35	24,077.37	3,854.20	85,955.92
0000337163	*BUS OPERATOR	32,032.00	32,032.00	0.00	26,804.47	3,345.44	0.00	30,149.91
0000322136	*INSPECTOR	47,112.00	48,526.40	1,414.40	50,491.57	19,501.76	225.00	70,218.33
0000322559	*INSPECTOR	47,112.00	48,526.40	1,414.40	48,921.43	22,041.39	406.20	71,369.02
0000337157	*BUS OPERATOR	32,032.00	32,032.00	0.00	24,324.37	860.91	0.00	25,185.28
0000335971	*JOURNEYMAN ET-RADIO MAINT	43,284.80	46,238.40	2,953.60	44,917.12	8,212.04	450.00	53,579.16
0000322106	*BUS OPERATOR	44,408.00	45,739.20	1,331.20	45,986.20	9,582.64	0.00	55,568.84
0000321917	*INSPECTOR	47,112.00	48,526.40	1,414.40	48,135.82	5,419.09	225.00	53,779.91
0000328851	*SERVICEPERSON I	34,777.60	35,817.60	1,040.00	35,082.44	4,391.61	0.00	39,474.05
0000315365	TRANSIT POLICE OFFICER SR	56,430.40	56,430.40	0.00	47,523.10	10,977.53	2,875.78	61,376.41
0000306178	*ADMIN CLERK (DATE LAST EMPLOYED 2017-06-01 00:06:00)	34,632.00	34,632.00	0.00	32,597.96	137.40	0.00	32,735.36
0000336984	*BUS OPERATOR	32,032.00	32,032.00	0.00	31,208.47	9,410.73	0.00	40,619.20
0000337899	CHF PROJECT SCHEDULER	90,176.84	90,176.84	0.00	34,683.53	0.00	0.00	34,683.53
0000326004	INSTRUCTOR CENTRAL MAINTENANCE	57,262.40	57,262.40	0.00	57,504.55	1,793.58	7,527.00	66,825.13
0000333793	*BUS OPERATOR	34,403.20	38,875.20	4,472.00	37,491.74	11,712.65	0.00	49,204.39
0000302435	SUPV BUS TRANSPORTATION	52,790.40	52,790.40	0.00	53,621.57	28,190.13	8,883.00	90,694.70
0000306360	*BUS OPERATOR	44,408.00	45,739.20	1,331.20	45,428.74	9,936.85	0.00	55,365.59
0000331405	*BUS OPERATOR	37,752.00	42,328.00	4,576.00	33,741.07	1,830.91	0.00	35,571.98



## MARTOC REPORT

EE NUMBER	TITLE	FY 16	FY 17	DIFFERENCE	REGULAR	OVERTIME	OTHER	TOTAL
		BASE SALARY	BASE SALARY	+/-	EARNINGS	EARNINGS	EARNINGS	EARNINGS
0000312685	QA ENGINEER	80,991.04	80,991.04	0.00	80,991.57	0.00	0.00	80,991.57
0000337591	*BUS OPERATOR	32,032.00	32,032.00	0.00	18,986.40	3,149.63	0.00	22,136.03
0000333088	*BUS OPERATOR	34,403.20	38,875.20	4,472.00	38,039.02	3,293.56	0.00	41,332.58
0000323732	*APPRENTICE MECHANIC	39,249.60	44,158.40	4,908.80	42,129.78	3,206.17	0.00	45,335.95
0000302882	*BUS OPERATOR	44,408.00	45,739.20	1,331.20	39,309.38	763.20	0.00	40,072.58
0000316116	FIELD INSPECTOR	55,282.50	55,282.50	0.00	52,770.83	7,254.46	2,810.10	62,835.39
0000322233	SUPV BUS MAINTENANCE	57,262.40	57,262.40	0.00	62,449.33	29,493.46	1,651.80	93,594.59
0000326346	E LEARNING SPECIALIST (DATE LAST EMPLOYED 2016-11-28 00:11:00)	64,491.18	64,491.18	0.00	27,285.52	0.00	2,728.48	30,014.00
0000330450	*INSPECTOR	45,240.00	48,526.40	3,286.40	48,285.52	11,914.04	225.00	60,424.56
0000320696	TRANSIT POLICE OFFICER SPECIAL	58,676.80	58,676.80	0.00	59,805.21	43,605.69	6,770.40	110,181.30
0000334170	*BUS OPERATOR	34,403.20	38,875.20	4,472.00	36,027.23	4,208.15	0.00	40,235.38
0000306372	OFFICE ADMINISTRATOR II	56,187.82	56,187.82	0.00	55,552.28	0.00	2,527.71	58,079.99
0000323174	MGR QUALITY ASSURANCE	78,252.20	99,093.02	20,840.82	89,474.36	0.00	6,820.97	96,295.33
0000335284	CONTRACT PROFESSIONAL	0.00	0.00	0.00	19,874.45	770.43	0.00	20,644.88
0000304889	*JOURNEYMAN OVERHAULER	47,860.80	49,296.00	1,435.20	51,254.32	20,484.73	409.08	72,148.13
0000330888	*RAIL OPERATOR	41,100.80	42,328.00	1,227.20	41,824.50	7,130.00	0.00	48,954.50
0000335374	*BUS OPERATOR	31,096.00	35,443.20	4,347.20	30,150.08	1,323.00	0.00	31,473.08
0000305906	ADMINISTRATOR - WARRANTIES	70,566.08	70,566.08	0.00	70,566.09	0.00	8,142.24	78,708.33
0000321621	DISPATCHER RADIO COMMUNICATION	52,790.40	52,790.40	0.00	52,796.42	1,262.53	1,015.20	55,074.15
0000334418	*BUS OPERATOR	31,096.00	35,443.20	4,347.20	36,192.88	16,306.63	0.00	52,499.51
0000330968	*BUS OPERATOR	37,752.00	42,328.00	4,576.00	41,751.03	5,925.67	0.00	47,676.70
0000337651	*BUS OPERATOR	32,032.00	32,032.00	0.00	17,731.32	2,575.34	0.00	20,306.66
0000335376	*BUS OPERATOR	31,096.00	35,443.20	4,347.20	33,382.16	8,868.27	0.00	42,250.43
0000303779	TRANSIT POLICE OFFICER SR	56,430.40	56,430.40	0.00	56,087.55	33,675.75	3,689.42	93,452.72
0000331313	SUPV CAR REPAIR INSPECTION	57,262.40	57,262.40	0.00	58,619.54	15,884.37	0.00	74,503.91
0000305832	*JOURNEYMAN RAIL CAR MECHANIC	47,860.80	49,296.00	1,435.20	51,220.49	5,418.89	225.00	56,864.38
0000305392	*BUS OPERATOR	44,408.00	45,739.20	1,331.20	45,869.04	5,532.79	0.00	51,401.83
0000319776	SUPV RAIL LINE	57,262.40	57,262.40	0.00	57,511.29	5,472.40	1,101.20	64,084.89
0000321776	*SERVICEPERSON IV	43,929.60	38,272.00	-5,657.60	41,544.36	7,403.76	0.00	48,948.12
0000320548	DIVISION DISPATCHER	52,790.40	52,790.40	0.00	45,347.79	4,412.12	2,622.77	52,382.68
0000303106	*SERVICEPERSON II	34,777.60	35,817.60	1,040.00	34,953.00	219.45	0.00	35,172.45
0000334843	*BUS OPERATOR	31,096.00	35,443.20	4,347.20	35,201.76	12,626.56	0.00	47,828.32
0000306286	SUPT RAIL LINE	65,563.94	65,563.94	0.00	65,563.94	0.00	9,078.09	74,642.03
0000335924	*BUS OPERATOR	31,096.00	34,403.20	3,307.20	19,002.49	4,320.68	0.00	23,323.17
0000304159	*BUS OPERATOR	44,408.00	45,739.20	1,331.20	44,149.54	2,542.24	0.00	46,691.78

## MARTOC REPORT

EE NUMBER	TITLE	FY 16 BASE SALARY	FY 17 BASE SALARY	DIFFERENCE +/-	REGULAR EARNINGS	OVERTIME EARNINGS	OTHER EARNINGS	TOTAL EARNINGS
0000310754	*BUS OPERATOR	44,408.00	45,739.20	1,331.20	45,949.05	11,571.68	0.00	57,520.73
0000335491	TRANSIT POLICE OFFICER SR	42,889.60	44,595.20	1,705.60	45,193.92	21,972.40	3,431.00	70,597.32
0000335894	CONTRACT SPECIALIST III	72,139.34	72,139.34	0.00	72,139.47	0.00	2,219.68	74,359.15
0000306095	*BUS OPERATOR	44,408.00	44,408.00	0.00	27,386.52	90.32	0.00	27,476.84
0000334385	(DATE LAST EMPLOYED 2017-03-01 00:03:00) *JOURNEYMAN ET-TRAIN CONTROL	44,886.40	47,715.20	2,828.80	44,752.12	21,982.61	1,137.90	67,872.63
0000338080	AGM INTERNAL AUDIT	165,000.16	165,000.16	0.00	57,115.53	0.00	0.00	57,115.53
0000333594	*JOURNEYMAN ET-RADIO MAINT	45,240.00	49,296.00	4,056.00	47,302.67	38,758.97	225.00	86,286.64
0000304746	SUPV PARKING SVC	33,013.50	33,013.50	0.00	28,375.52	7,914.21	6,064.80	42,354.53
0000337028	TRANSIT POLICE OFFICER	36,670.40	41,246.40	4,576.00	41,766.71	6,658.02	0.00	48,424.73
0000320613	*SERVICEPERSON I (A)	35,276.80	36,337.60	1,060.80	35,309.84	254.40	0.00	35,564.24
0000326985	CONTRACT EMP ADMIN SUPPORT	0.00	0.00	0.00	30,659.50	2,714.04	0.00	33,373.54
0000321797	MECHANICAL ENGINEER VI	87,475.18	87,475.18	0.00	87,476.65	0.00	5,046.66	92,523.31
0000321941	TRANSIT POLICE OFFICER SPECIAL	58,676.80	58,676.80	0.00	60,369.40	40,347.42	2,256.80	102,973.62
0000302028	*BUS OPERATOR	44,408.00	45,739.20	1,331.20	44,651.99	6,716.73	0.00	51,368.72
0000315791	ROOF INSPECTOR	56,407.26	56,407.26	0.00	56,407.56	0.00	4,339.04	60,746.60
0000307142	SYSTEM SAFETY AUDITOR	82,750.20	82,750.20	0.00	81,514.21	0.00	1,236.00	82,750.21
0000337736	CONTRACT PROFESSIONAL	96,408.00	96,408.00	0.00	24,670.56	0.00	0.00	24,670.56
0000306561	*INSPECTOR	47,112.00	48,526.40	1,414.40	49,559.82	3,558.93	225.00	53,343.75
0000334857	*BUS OPERATOR	31,096.00	35,443.20	4,347.20	34,743.86	13,218.60	0.00	47,962.46
0000335357	MGR ENTERPRISE NETWORK OPS	106,470.00	106,470.00	0.00	106,471.19	0.00	0.00	106,471.19
0000317817	SR TRANSIT SYSTEMS PLANNER	74,923.94	74,923.94	0.00	74,924.13	0.00	1,440.85	76,364.98
0000315281	*BUS OPERATOR	44,408.00	45,739.20	1,331.20	48,108.65	18,141.62	0.00	66,250.27
0000337705	*JOURNEYMAN ELEC POWER ELECT	44,574.40	44,574.40	0.00	24,472.56	1,076.93	0.00	25,549.49
0000324719	FOREMAN TRAIN CONTROL	57,262.40	57,262.40	0.00	59,810.22	34,886.11	4,404.80	99,101.13
0000302424	MAINTENANCE PLANNER BUS	56,513.60	56,513.60	0.00	56,854.54	727.19	0.00	57,581.73
0000330886	*BUS OPERATOR	37,752.00	42,328.00	4,576.00	43,467.38	14,303.79	0.00	57,771.17
0000319388	SR COST ANALYST	64,772.24	79,268.28	14,496.04	74,250.51	0.00	7,317.91	81,568.42
0000319604	*JOURNEYMAN RAIL CAR MECHANIC	47,860.80	49,296.00	1,435.20	48,036.82	43.15	225.00	48,304.97
0000302475	*JOURNEYMAN ET-RAIL CAR MAINT	47,860.80	49,296.00	1,435.20	48,819.72	8,300.97	225.00	57,345.69
0000333098	*BUS OPERATOR	34,403.20	38,875.20	4,472.00	37,131.40	14,953.10	0.00	52,084.50
0000302065	*JOURNEYMAN RAIL CAR MECHANIC	47,860.80	49,296.00	1,435.20	50,288.43	14,177.10	225.00	64,690.53
0000322111	*BUS OPERATOR	44,408.00	45,739.20	1,331.20	47,151.94	11,782.75	0.00	58,934.69
0000302381	*BUS OPERATOR	44,408.00	45,739.20	1,331.20	48,580.26	19,982.45	0.00	68,562.71
0000305668	MECHANICAL ENGINEER VI (DATE LAST EMPLOYED 2017-07-01 00:07:00)	77,677.86	77,677.86	0.00	77,677.97	0.00	10,456.64	88,134.61

## MARTOC REPORT

EE NUMBER	TITLE	FY 16 BASE SALARY	FY 17 BASE SALARY	DIFFERENCE +/-	REGULAR EARNINGS	OVERTIME EARNINGS	OTHER EARNINGS	TOTAL EARNINGS
0000315197	*RAIL OPERATOR	44,408.00	45,739.20	1,331.20	46,938.81	13,042.59	0.00	59,981.40
0000337704	*JOURNEYMAN ET-TRAIN CONTROL	44,574.40	44,574.40	0.00	24,326.92	2,676.72	0.00	27,003.64
0000337030	TRANSIT POLICE OFFICER	36,670.40	41,246.40	4,576.00	41,981.94	13,396.94	1,183.06	56,561.94
0000317200	*STRUCTURAL INSPECTOR	47,112.00	48,526.40	1,414.40	48,617.34	18,023.82	0.00	66,641.16
0000322669	*JOURNEYMAN ELEC POWER ELECT	47,860.80	49,296.00	1,435.20	49,521.06	17,085.02	225.00	66,831.08
0000304675	*AA INSPECTOR (DATE LAST EMPLOYED 2016-11-01 00:11:00)	47,860.80	47,860.80	0.00	21,549.17	3,356.60	225.00	25,130.77
0000334166	*BUS OPERATOR	34,403.20	38,875.20	4,472.00	31,474.84	2,137.74	0.00	33,612.58
0000322095	TRANSIT POLICE OFFICER SR	56,430.40	56,430.40	0.00	56,701.73	20,490.02	2,170.40	79,362.15
0000317108	*JOURNEYMAN ET-HVAC	47,860.80	49,296.00	1,435.20	48,526.34	138.06	409.08	49,073.48
0000306251	TRANSIT POLICE SERGEANT	60,382.40	62,795.20	2,412.80	65,042.14	17,246.17	0.00	82,288.31
0000323598	*BUS OPERATOR	44,408.00	45,739.20	1,331.20	46,417.36	6,666.16	0.00	53,083.52
0000315131	SUPV FARE COLLECTION OPERATION	51,129.00	51,129.00	0.00	51,577.46	1,140.97	0.00	52,718.43
0000335378	MGR QUALITY CONTROL	85,747.74	85,747.74	0.00	85,747.92	0.00	0.00	85,747.92
0000321042	*JOURNEYMAN SUPPORT EQUIPMENT	47,860.80	49,296.00	1,435.20	48,957.82	13,219.33	225.00	62,402.15
0000323252	SUPV BUS TRANSPORTATION	52,790.40	52,790.40	0.00	53,142.63	3,612.95	2,842.56	59,598.14
0000306541	*RAIL OPERATOR	44,408.00	45,739.20	1,331.20	51,806.06	43,914.11	0.00	95,720.17
0000329322	*JOURNEYMAN RAIL CAR MECHANIC	43,284.80	49,296.00	6,011.20	47,143.31	5,849.78	225.00	53,218.09
0000304331	*MATERIAL CONTROLLER	46,300.80	47,694.40	1,393.60	49,289.13	1,569.35	0.00	50,858.48
0000337143	*BUS OPERATOR	32,032.00	32,032.00	0.00	26,891.83	4,830.17	0.00	31,722.00
0000303185	*BUS OPERATOR	44,408.00	45,739.20	1,331.20	46,850.47	9,755.55	0.00	56,606.02
0000327121	*BUS OPERATOR	34,403.20	38,875.20	4,472.00	37,793.51	7,933.35	0.00	45,726.86
0000302015	*BUS OPERATOR	44,408.00	45,739.20	1,331.20	44,192.12	8,087.08	0.00	52,279.20
0000314952	*TRACK WALKER	47,112.00	48,526.40	1,414.40	47,383.95	4,998.97	0.00	52,382.92
0000304020	MGR REVENUE ADMINISTRATION	80,163.20	80,163.20	0.00	80,164.16	0.00	0.00	80,164.16
0000323026	*INSPECTOR	47,112.00	48,526.40	1,414.40	48,334.15	19,917.95	225.00	68,477.10
0000333873	*BUS OPERATOR	34,403.20	38,875.20	4,472.00	36,729.84	6,794.02	0.00	43,523.86
0000304439	TRANSIT POLICE OFFICER SPECIAL (DATE LAST EMPLOYED 2017-01-22 00:01:00)	58,676.80	58,676.80	0.00	34,033.13	4,231.51	2,190.79	40,455.43
0000306605	*BUS OPERATOR	44,408.00	45,739.20	1,331.20	46,386.69	37,687.48	0.00	84,074.17
0000305274	*STATION AGENT	40,622.40	41,828.80	1,206.40	43,285.83	2,936.88	0.00	46,222.71
0000304371	*MATERIAL CONTROLLER LEAD	47,715.20	49,150.40	1,435.20	49,715.11	5,041.09	0.00	54,756.20
0000304053	*AA INSPECTOR	47,860.80	49,296.00	1,435.20	50,637.49	25,342.72	225.00	76,205.21
0000328297	*JOURNEYMAN SUPPORT EQUIPMENT	47,860.80	49,296.00	1,435.20	49,550.30	6,851.34	225.00	56,626.64
0000304060	*TRACK WALKER	47,112.00	48,526.40	1,414.40	27,235.73	9,105.33	0.00	36,341.06
0000336766	SR IT PROGRAM MANAGER (DATE LAST EMPLOYED 2017-02-03 00:02:00)	104,056.16	112,380.58	8,324.42	64,563.01	0.00	0.00	64,563.01

## MARTOC REPORT

EE NUMBER	TITLE	FY 16	FY 17	DIFFERENCE	REGULAR	OVERTIME	OTHER	TOTAL
		BASE SALARY	BASE SALARY	+/-	EARNINGS	EARNINGS	EARNINGS	EARNINGS
0000322333	*INSPECTOR	47,112.00	48,526.40	1,414.40	49,361.32	20,487.03	225.00	70,073.35
0000320034	*JOURNEYMAN ET-TELEPHONE MAINT	47,860.80	49,296.00	1,435.20	48,290.49	43,765.09	225.00	92,280.58
0000306233	SCHEDULE DISTRIBUTION CLERK	28,762.50	28,762.50	0.00	28,801.00	2,616.32	3,208.13	34,625.45
0000330983	*BUS OPERATOR	37,752.00	42,328.00	4,576.00	39,794.12	2,531.75	0.00	42,325.87
0000322365	*BUS OPERATOR	44,408.00	45,739.20	1,331.20	42,879.27	6,432.34	0.00	49,311.61
0000335874	CONTRACT PROFESSIONAL	0.00	0.00	0.00	59,471.14	845.33	0.00	60,316.47
0000321361	*SERVICEPERSON V	37,169.60	45,260.80	8,091.20	43,131.69	15,289.61	0.00	58,421.30
0000324946	*RAIL OPERATOR	44,408.00	45,739.20	1,331.20	42,764.01	682.84	0.00	43,446.85
0000314909	SUPV OCCUP MED SVCS WELLNESS	74,768.20	82,367.22	7,599.02	70,531.35	0.00	11,240.68	81,772.03
0000334757	*BUS OPERATOR	31,096.00	35,443.20	4,347.20	34,853.17	10,096.41	0.00	44,949.58
0000306034	SR COST ANALYST	79,268.28	79,268.28	0.00	79,268.42	0.00	5,024.40	84,292.82
0000323007	TRANSIT POLICE OFFICER SPECIAL	58,676.80	58,676.80	0.00	60,510.45	36,708.34	6,093.36	103,312.15
0000304773	CONTRACT PROFESSIONAL	0.00	0.00	0.00	70,960.82	7,358.32	0.00	78,319.14
0000320556	SR RIGHT OF WAY SPECIALIST	75,285.08	75,285.08	0.00	76,733.41	0.00	6,925.47	83,658.88
0000333265	PROTECTIVE SPEC POLICE CADET	27,934.40	27,934.40	0.00	27,915.94	166.21	899.81	28,981.96
0000303078	*BUS OPERATOR	44,408.00	45,739.20	1,331.20	47,018.63	9,455.46	0.00	56,474.09
0000336175	*BUS OPERATOR	32,032.00	32,032.00	0.00	29,434.90	2,718.44	0.00	32,153.34
0000304943	*RAIL OPERATOR	44,408.00	45,739.20	1,331.20	46,508.87	19,236.22	0.00	65,745.09
0000302691	MGR SPEC PROJECTS & ANALYSIS	96,383.30	96,383.30	0.00	96,012.72	0.00	11,417.73	107,430.45
0000336332	*BUS OPERATOR	32,032.00	32,032.00	0.00	30,344.85	8,711.31	0.00	39,056.16
0000333036	TRANSIT POLICE OFFICER SR	41,246.40	48,256.00	7,009.60	48,985.76	28,015.19	3,990.40	80,991.35
0000330992	SUPV RAIL LINE	37,752.00	57,241.60	19,489.60	55,566.66	28,996.93	2,678.80	87,242.39
0000335141	TRANSIT POLICE OFFICER	41,246.40	42,889.60	1,643.20	43,731.61	17,737.58	0.00	61,469.19
0000304057	*JOURNEYMAN ET-HVAC	47,860.80	49,296.00	1,435.20	48,060.37	673.05	225.00	48,958.42
0000304991	PLANNER ELECTRICAL MAINTENANCE	55,286.40	55,286.40	0.00	58,306.50	12,963.48	212.64	71,482.62
0000303978	CLAIMS ADJUSTER III-WKRS COMP	62,878.92	62,878.92	0.00	62,879.05	0.00	6,449.12	69,328.17
0000332339	*SERVICEPERSON I	34,299.20	34,299.20	0.00	25,078.51	443.14	0.00	25,521.65
0000322103	*RAIL OPERATOR	44,408.00	45,739.20	1,331.20	46,133.67	8,960.38	0.00	55,094.05
0000320434	*SERVICEPERSON I	34,777.60	35,817.60	1,040.00	34,309.28	1,686.63	0.00	35,995.91
0000322543	*BUS OPERATOR	44,408.00	45,739.20	1,331.20	37,477.48	1,026.75	0.00	38,504.23
0000327329	PERFORMANCE ANALYST	72,100.08	72,100.08	0.00	72,100.15	0.00	0.00	72,100.15
0000302704	SUPV RAIL LINE	58,364.80	58,364.80	0.00	49,321.06	8,032.92	12,752.17	70,106.15
0000306577	*REPROGRAPHICS SPEC III	38,188.80	40,913.60	2,724.80	38,534.57	0.00	0.00	38,534.57
0000302300	*JOURNEYMAN ET-COMPUTER MAINT	32,260.80	44,574.40	12,313.60	19,537.26	2,588.97	0.00	22,126.23
0000337593	*BUS OPERATOR	32,032.00	32,032.00	0.00	18,779.80	3,135.51	0.00	21,915.31

## MARTOC REPORT

EE NUMBER	TITLE	FY 16	FY 17	DIFFERENCE	REGULAR	OVERTIME	OTHER	TOTAL
		BASE SALARY	BASE SALARY	+/-	EARNINGS	EARNINGS	EARNINGS	EARNINGS
0000335758	COMMUNICATIONS SPECIALIST	35,568.00	35,568.00	0.00	35,714.59	3,316.29	1,368.00	40,398.88
0000334664	*BUS OPERATOR	31,096.00	35,443.20	4,347.20	35,216.45	9,806.36	0.00	45,022.81
0000302111	SAFETY OPERATIONAL OFFICER	66,578.20	66,578.20	0.00	65,584.06	0.00	10,383.72	75,967.78
0000319274	*JOURNEYMAN ET-HVAC	47,860.80	49,296.00	1,435.20	48,296.90	1,466.91	225.00	49,988.81
0000335785	PROJECT MANAGER II	95,790.24	95,790.24	0.00	94,027.25	0.00	0.00	94,027.25
0000322925	*JOURNEYMAN ET-TRAIN CONTROL	47,860.80	49,296.00	1,435.20	48,555.09	4,331.68	225.00	53,111.77
0000335407	CONTRACT PROFESSIONAL	0.00	0.00	0.00	61,720.46	20,901.19	0.00	82,621.65
0000306341	*RAIL STATION CLEANER	31,054.40	31,969.60	915.20	30,507.20	358.32	0.00	30,865.52
0000335266	*JOURNEYMAN ET-TRAIN CONTROL	43,284.80	44,574.40	1,289.60	44,635.45	11,042.37	0.00	55,677.82
0000333466	*SERVICEPERSON IV	35,276.80	38,272.00	2,995.20	35,507.98	973.11	0.00	36,481.09
0000336915	*BUS OPERATOR	32,032.00	32,032.00	0.00	30,196.89	4,157.24	0.00	34,354.13
0000333664	*BUS OPERATOR	34,403.20	37,752.00	3,348.80	36,671.05	18,032.38	0.00	54,703.43
0000320016	(DATE LAST EMPLOYED 2017-06-26 00:06:00) *BUS OPERATOR	44,408.00	45,739.20	1,331.20	41,236.90	1,801.46	0.00	43,038.36
0000323527	*BUS OPERATOR	44,408.00	45,739.20	1,331.20	27,129.25	5,766.77	0.00	32,896.02
0000333772	*BUS OPERATOR	34,403.20	38,875.20	4,472.00	36,896.68	12,620.00	0.00	49,516.68
0000335624	*BUS OPERATOR	31,096.00	35,443.20	4,347.20	30,469.58	5,093.54	0.00	35,563.12
0000335626	*BUS OPERATOR	31,096.00	35,443.20	4,347.20	32,916.45	10,950.82	0.00	43,867.27
0000330168	*BUS OPERATOR	41,100.80	45,739.20	4,638.40	44,918.73	3,647.39	0.00	48,566.12
0000318109	TRANSIT POLICE SERGEANT	65,291.20	67,912.00	2,620.80	66,967.69	18,290.55	7,440.31	92,698.55
0000331188	CONTRACT SPECIALIST III	60,907.08	71,812.26	10,905.18	70,328.30	0.00	875.39	71,203.69
0000303152	*SERVICEPERSON I	34,777.60	35,817.60	1,040.00	37,703.44	3,373.26	0.00	41,076.70
0000332055	*JOURNEYMAN TRACK MECHANIC	46,321.60	49,296.00	2,974.40	49,631.20	22,821.02	225.00	72,677.22
0000323608	SUPV RAIL LINE	44,408.00	57,241.60	12,833.60	56,138.43	9,740.64	5,504.00	71,383.07
0000305426	*BUS OPERATOR	44,408.00	45,739.20	1,331.20	45,914.94	11,390.13	0.00	57,305.07
0000330397	*JOURNEYMAN ELEC POWER ELECT	47,860.80	49,296.00	1,435.20	48,520.04	181.23	225.00	48,926.27
0000336767	*JOURNEYMAN ET-HVAC	43,284.80	44,574.40	1,289.60	43,537.72	2,185.10	225.00	45,947.82
0000304241	*BUS OPERATOR	44,408.00	45,739.20	1,331.20	44,088.49	4,121.07	0.00	48,209.56
0000329162	*BUS OPERATOR	41,100.80	45,739.20	4,638.40	45,662.83	9,809.77	0.00	55,472.60
0000302327	*RAIL OPERATOR	44,408.00	45,739.20	1,331.20	47,509.71	19,783.86	0.00	67,293.57
0000337076	*BUS OPERATOR	32,032.00	32,032.00	0.00	29,092.90	9,818.65	0.00	38,911.55
0000305215	*BUS OPERATOR	44,408.00	45,739.20	1,331.20	50,073.68	25,670.11	0.00	75,743.79
0000336232	PROTECTIVE SPEC POLICE CADET	27,102.40	27,102.40	0.00	27,108.94	752.49	1,033.54	28,894.97
0000335215	*BUS OPERATOR	31,096.00	35,443.20	4,347.20	22,540.79	1,738.72	0.00	24,279.51
0000303550	*AA INSPECTOR	47,112.00	49,296.00	2,184.00	49,877.17	9,449.17	225.00	59,551.34

## MARTOC REPORT

EE NUMBER	TITLE	FY 16	FY 17	DIFFERENCE	REGULAR	OVERTIME	OTHER	TOTAL
		BASE SALARY	BASE SALARY	+/-	EARNINGS	EARNINGS	EARNINGS	EARNINGS
0000322681	MAINTENANCE PLANNER BUS	47,112.00	55,265.60	8,153.60	55,191.58	5,227.55	1,062.80	61,481.93
0000305896	*BUS OPERATOR	44,408.00	45,739.20	1,331.20	47,270.81	15,379.78	0.00	62,650.59
0000305262	*JOURNEYMAN ET-RAIL CAR MAINT	47,860.80	49,296.00	1,435.20	49,107.32	5,548.31	225.00	54,880.63
0000331997	*BUS OPERATOR	37,752.00	42,328.00	4,576.00	37,797.12	6,395.98	0.00	44,193.10
0000337290	*BUS OPERATOR	32,032.00	32,032.00	0.00	24,618.88	6,935.22	0.00	31,554.10
0000331452	*TRAFFIC CHECKER	28,953.60	29,827.20	873.60	31,208.23	21,200.52	0.00	52,408.75
0000324539	*RAIL OPERATOR	31,096.00	35,443.20	4,347.20	34,798.41	28,354.36	0.00	63,152.77
0000302842	*BUS OPERATOR	44,408.00	45,739.20	1,331.20	50,815.99	20,185.79	0.00	71,001.78
0000304638	GEN FOREMAN TRACK & STRUC INSP	58,344.00	70,012.80	11,668.80	67,049.00	0.00	5,152.80	72,201.80
0000303989	*BUS OPERATOR	44,408.00	45,739.20	1,331.20	46,339.25	12,719.81	0.00	59,059.06
0000333277	*BUS OPERATOR	32,032.00	32,032.00	0.00	28,987.54	3,159.77	0.00	32,147.31
0000303655	*SERVICEPERSON V	47,112.00	48,526.40	1,414.40	49,381.81	24,725.51	0.00	74,107.32
0000322574	MAINTENANCE PLANNER BUS	45,531.20	55,265.60	9,734.40	55,721.10	1,997.51	0.00	57,718.61
0000302551	*SERVICEPERSON V (DATE LAST EMPLOYED 2016-11-01 00:11:00)	47,112.00	47,112.00	0.00	20,688.05	1,426.98	0.00	22,115.03
0000333371	*TRACK MAINTAINER	44,408.00	46,592.00	2,184.00	46,028.08	4,603.90	0.00	50,631.98
0000317547	WEB DEVELOPER III	78,252.46	78,252.46	0.00	78,252.62	0.00	8,428.03	86,680.65
0000318490	BREEZE MEDIA DIST AGENT	40,927.12	40,930.50	3.38	40,929.21	0.00	787.13	41,716.34
0000311292	DISPATCHER RADIO COMMUNICATION	52,790.40	52,790.40	0.00	53,355.58	5,855.45	11,167.20	70,378.23
0000335514	*JOURNEYMAN ET-RADIO MAINT	43,284.80	46,592.00	3,307.20	41,864.66	18,810.95	450.00	61,125.61
0000321366	*BUS OPERATOR (DATE LAST EMPLOYED 2017-06-01 00:06:00)	44,408.00	44,408.00	0.00	40,084.25	189.93	0.00	40,274.18
0000305153	SUPV MOBILITY RESERVATIONS	56,487.60	56,487.60	0.00	56,487.76	0.00	6,517.80	63,005.56
0000316267	*BUS OPERATOR	44,408.00	45,739.20	1,331.20	42,820.68	6,694.30	0.00	49,514.98
0000317106	CONTRACT DIR OPERATIONS	128,960.00	128,960.00	0.00	71,238.00	1,302.00	0.00	72,540.00
0000303451	SUPV BUS & RAIL STORES	61,692.80	61,692.80	0.00	62,682.01	5,411.44	3,559.20	71,652.65
0000326470	*JOURNEYMAN ELEC POWER ELECT	52,767.00	49,296.00	-3,471.00	50,864.18	33,016.36	225.00	84,105.54
0000334417	*BUS OPERATOR	31,096.00	35,443.20	4,347.20	35,998.12	8,681.09	0.00	44,679.21
0000322191	CHF PROJECT SCHEDULER	90,176.84	90,176.84	0.00	90,177.03	0.00	0.00	90,177.03
0000337286	*BUS OPERATOR	32,032.00	32,032.00	0.00	21,015.14	1,574.06	0.00	22,589.20
0000322539	*BUS OPERATOR	44,408.00	45,739.20	1,331.20	42,572.29	763.23	0.00	43,335.52
0000315092	*BUS OPERATOR	44,408.00	45,739.20	1,331.20	45,675.59	14,876.65	0.00	60,552.24
0000329346	*INSPECTOR	45,531.20	48,526.40	2,995.20	48,030.96	4,062.73	225.00	52,318.69
0000321620	*BUS OPERATOR	44,408.00	45,739.20	1,331.20	49,900.57	26,910.44	0.00	76,811.01
0000333263	MGR CONSTRUCTION	101,661.30	101,661.30	0.00	101,661.69	0.00	0.00	101,661.69
0000332964	*BUS OPERATOR	34,403.20	38,875.20	4,472.00	37,755.15	3,877.81	0.00	41,632.96
0000307138	*JOURNEYMAN ET-RADIO MAINT	47,860.80	49,296.00	1,435.20	49,471.00	11,916.40	225.00	61,612.40

## MARTOC REPORT

EE NUMBER	TITLE	FY 16	FY 17	DIFFERENCE	REGULAR	OVERTIME	OTHER	TOTAL
		BASE SALARY	BASE SALARY	+/-	EARNINGS	EARNINGS	EARNINGS	EARNINGS
0000326265	*JOURNEYMAN RAIL CAR MECHANIC	47,860.80	49,296.00	1,435.20	49,550.32	14,919.24	225.00	64,694.56
0000333524	*RAIL STATION CLEANER	29,390.40	31,969.60	2,579.20	31,591.39	10,078.09	0.00	41,669.48
0000333416	*BUS OPERATOR	34,403.20	38,875.20	4,472.00	36,179.43	3,300.32	0.00	39,479.75
0000304335	*SERVICEPERSON I	34,777.60	35,817.60	1,040.00	37,413.69	6,784.14	0.00	44,197.83
0000304657	*BUS OPERATOR	44,408.00	45,739.20	1,331.20	43,595.90	5,057.49	0.00	48,653.39
0000334219	CONTRACT PROFESSIONAL	0.00	0.00	0.00	57,860.95	9,698.06	0.00	67,559.01
0000328048	SAFETY OPERATIONAL OFFICER	70,082.48	70,082.48	0.00	70,082.66	0.00	0.00	70,082.66
0000334174	ELEV ESCALATOR SAFE INSPEC II (DATE LAST EMPLOYED 2017-02-10 00:02:00)	64,896.00	64,896.00	0.00	43,337.30	2,355.77	1,768.84	47,461.91
0000306614	ACCOUNTING SPECIALIST III	46,410.00	46,410.00	0.00	45,820.39	339.15	993.89	47,153.43
0000323661	*SERVICEPERSON IV	37,169.60	38,272.00	1,102.40	37,988.17	3,839.89	0.00	41,828.06
0000303446	TRANSIT POLICE SERGEANT (DATE LAST EMPLOYED 2017-04-01 00:04:00)	67,912.00	67,912.00	0.00	56,353.90	25,638.47	8,227.80	90,220.17
0000304918	*JOURNEYMAN RAIL CAR MECHANIC	47,860.80	49,296.00	1,435.20	49,682.57	20,657.26	225.00	70,564.83
0000330387	*JOURNEYMAN ELEC POWER ELECT	47,860.80	49,296.00	1,435.20	49,233.35	24,859.58	593.16	74,686.09
0000337058	CLAIMS ADJUSTER III	61,047.48	61,047.48	0.00	58,464.82	0.00	234.80	58,699.62
0000323622	*BUS OPERATOR	44,408.00	45,739.20	1,331.20	46,117.94	9,007.14	0.00	55,125.08
0000302767	CONTRACT PROFESSIONAL	0.00	0.00	0.00	48,967.16	25,295.36	0.00	74,262.52
0000303199	ORG LEARNING SPECIALIST III (DATE LAST EMPLOYED 2017-01-01 00:01:00)	64,491.18	64,491.18	0.00	33,486.58	0.00	4,843.46	38,330.04
0000327669	*JOURNEYMAN RAIL CAR MECHANIC	43,284.80	49,296.00	6,011.20	30,977.11	159.54	225.00	31,361.65
0000305241	*BUS OPERATOR	44,408.00	45,739.20	1,331.20	45,142.99	2,996.96	0.00	48,139.95
0000336985	*BUS OPERATOR	32,032.00	32,032.00	0.00	30,718.28	2,532.09	0.00	33,250.37
0000325363	*MOBILITY OPERATOR (DATE LAST EMPLOYED 2014-11-25 00:11:00)	27,414.40	27,414.40	0.00	22,823.40	0.00	0.00	22,823.40
0000334067	TRANSIT POLICE OFFICER	42,889.60	44,595.20	1,705.60	43,901.80	28,321.63	2,515.40	74,738.83
0000304195	CONTRACT PROFESSIONAL	0.00	0.00	0.00	59,818.89	8,863.26	0.00	68,682.15
0000335208	*JOURNEYMAN ET-RADIO MAINT	43,284.80	46,592.00	3,307.20	45,000.56	4,207.30	450.00	49,657.86
0000335114	*BUS OPERATOR	31,096.00	35,443.20	4,347.20	33,862.60	4,579.28	0.00	38,441.88
0000328223	PROJECT MANAGER I	82,017.78	82,017.78	0.00	81,388.19	0.00	6,939.97	88,328.16
0000328841	CONTRACT PROFESSIONAL	0.00	0.00	0.00	44,402.15	119.65	0.00	44,521.80
0000305519	SUPV PARKING SVC	30,732.00	30,732.00	0.00	31,419.71	7,834.19	1,533.15	40,787.05
0000332872	TRANSIT POLICE OFFICER SR	41,246.40	42,889.60	1,643.20	43,318.54	13,028.21	2,515.64	58,862.39
0000331746	CONTRACT PROFESSIONAL	0.00	0.00	0.00	102,159.28	362.96	0.00	102,522.24
0000325272	TRANSIT POLICE OFFICER SPECIAL	54,267.20	56,430.40	2,163.20	53,954.12	12,953.74	6,679.04	73,586.90
0000332612	*BUS OPERATOR	34,403.20	38,875.20	4,472.00	39,281.56	13,563.57	0.00	52,845.13
0000305434	*RAIL OPERATOR	44,408.00	45,739.20	1,331.20	50,259.20	21,074.80	0.00	71,334.00
0000336994	STUDENT INTERN	0.00	0.00	0.00	20,700.00	0.00	0.00	20,700.00

## MARTOC REPORT

EE NUMBER	TITLE	FY 16	FY 17	DIFFERENCE	REGULAR	OVERTIME	OTHER	TOTAL
		BASE SALARY	BASE SALARY	+/-	EARNINGS	EARNINGS	EARNINGS	EARNINGS
0000302938	SUPT SERVICE QUALITY (DATE LAST EMPLOYED 2017-07-01 00:07:00)	86,888.10	86,888.10	0.00	84,883.01	0.00	7,352.97	92,235.98
0000328491	CONTRACT EMP ADMIN SUPPORT	0.00	0.00	0.00	22,198.56	268.83	0.00	22,467.39
0000323597	*SERVICEPERSON I (A)	35,276.80	36,337.60	1,060.80	23,700.06	133.56	0.00	23,833.62
0000335555	TRANSIT POLICE OFFICER	38,126.40	39,665.60	1,539.20	35,485.77	3,012.79	0.00	38,498.56
0000332894	*BUS OPERATOR	34,403.20	38,875.20	4,472.00	38,138.72	2,740.79	0.00	40,879.51
0000304929	*BUS OPERATOR	44,408.00	45,739.20	1,331.20	43,116.43	2,217.78	0.00	45,334.21
0000304268	*BUS OPERATOR	44,408.00	45,739.20	1,331.20	52,296.20	17,586.96	0.00	69,883.16
0000316339	*JOURNEYMAN ELEC POWER ELECT	47,860.80	49,296.00	1,435.20	49,077.19	22,624.78	225.00	71,926.97
0000321224	TRANSIT POLICE OFFICER SPECIAL	58,676.80	58,676.80	0.00	58,902.48	36,729.47	8,463.00	104,094.95
0000337032	CONTRACT PROFESSIONAL	0.00	0.00	0.00	121,582.50	292.50	0.00	121,875.00
0000334064	TRANSIT POLICE OFFICER SR	54,267.20	56,430.40	2,163.20	55,876.00	20,815.95	1,617.58	78,309.53
0000325097	MGR RETAIL CONCESSIONS	100,785.88	100,785.88	0.00	100,786.04	0.00	0.00	100,786.04
0000334833	CIVIL ENGINEER VI	93,730.00	93,730.00	0.00	93,730.75	0.00	0.00	93,730.75
0000336173	*BUS OPERATOR	32,032.00	32,032.00	0.00	23,350.89	1,344.68	0.00	24,695.57
0000334849	*BUS OPERATOR	31,096.00	35,443.20	4,347.20	34,911.44	13,051.04	0.00	47,962.48
0000331879	CONTRACT PROFESSIONAL	0.00	0.00	0.00	68,725.52	0.00	0.00	68,725.52
0000321356	*INSPECTOR	47,112.00	48,526.40	1,414.40	48,470.06	2,038.54	225.00	50,733.60
0000305583	TRANSIT POLICE OFFICER SR (DATE LAST EMPLOYED 2017-06-01 00:06:00)	56,430.40	56,430.40	0.00	49,661.49	8,159.39	5,809.35	63,630.23
0000336906	*BUS OPERATOR	32,032.00	32,032.00	0.00	27,434.68	2,137.61	0.00	29,572.29
0000304280	FOREMAN PAINT SHOP FACILITIES	58,344.00	58,344.00	0.00	62,014.45	23,283.17	6,171.00	91,468.62
0000331744	CONTRACT PROFESSIONAL (DATE LAST EMPLOYED 2016-08-26 00:08:00)	0.00	0.00	0.00	21,055.81	769.93	0.00	21,825.74
0000320449	CONTRACT EMP ADMIN SUPPORT	0.00	0.00	0.00	22,783.17	718.09	0.00	23,501.26
0000337876	CONTRACT SPECIALIST II	60,315.58	60,315.58	0.00	27,838.08	0.00	0.00	27,838.08
0000332093	*BUS OPERATOR	37,752.00	42,328.00	4,576.00	40,547.70	7,374.96	0.00	47,922.66
0000336134	PROJECT SCHEDULER	61,896.38	61,896.38	0.00	61,738.24	0.00	0.00	61,738.24
0000336162	*JOURNEYMAN ET-RAIL CAR MAINT (DATE LAST EMPLOYED 2017-01-13 00:01:00)	43,284.80	44,886.40	1,601.60	24,991.46	469.37	225.00	25,685.83
0000317606	*BUS OPERATOR	37,752.00	42,328.00	4,576.00	41,870.74	9,010.81	0.00	50,881.55
0000314102	STRUCTURAL ENGINEER VI	88,275.46	88,275.46	0.00	88,276.01	0.00	0.00	88,276.01
0000337209	SUPV RAIL LINE	57,241.60	57,241.60	0.00	50,224.00	5,476.48	0.00	55,700.48
0000335608	PROJECT MANAGER II (DATE LAST EMPLOYED 2017-06-06 00:06:00)	96,820.36	96,820.36	0.00	90,862.55	0.00	1,242.78	92,105.33
0000303125	MAINTENANCE PLANNER BUS	58,344.00	58,344.00	0.00	60,509.11	10,826.34	6,052.24	77,387.69
0000304134	CONTRACT EMP PT POLICE OFFICER	33,475.00	33,475.00	0.00	25,930.26	0.00	0.00	25,930.26
0000319937	*SERVICEPERSON I	34,777.60	35,817.60	1,040.00	35,090.94	4,965.84	0.00	40,056.78
0000319098	SR COST ANALYST	79,268.28	79,268.28	0.00	78,353.83	0.00	8,842.30	87,196.13



## MARTOC REPORT

EE NUMBER	TITLE	FY 16 BASE SALARY	FY 17 BASE SALARY	DIFFERENCE +/-	REGULAR EARNINGS	OVERTIME EARNINGS	OTHER EARNINGS	TOTAL EARNINGS
0000335104	*SERVICEPERSON I (A)	33,300.80	36,337.60	3,036.80	34,185.76	3,576.94	0.00	37,762.70
0000302833	SR EXECUTIVE ADMINISTRATOR	75,358.92	75,358.92	0.00	74,915.55	0.00	5,120.56	80,036.11
0000331206	*BUS OPERATOR	37,752.00	42,328.00	4,576.00	41,455.33	7,908.35	0.00	49,363.68
0000335299	*BUS OPERATOR	31,096.00	35,443.20	4,347.20	33,676.86	10,170.28	0.00	43,847.14
0000305230	COMPENSATION ANALYST III	65,245.44	71,579.82	6,334.38	74,425.12	0.00	3,579.00	78,004.12
0000305810	*BUS OPERATOR	31,096.00	35,443.20	4,347.20	34,188.27	9,091.11	0.00	43,279.38
0000305188	*BUS DISPATCHER (BLOCKOUT)	45,531.20	46,883.20	1,352.00	46,503.44	2,881.31	0.00	49,384.75
0000324278	POLICE ADMINISTRATOR	55,580.20	55,580.20	0.00	29,752.49	0.00	0.00	29,752.49
0000333214	CONTRACT PROFESSIONAL	0.00	0.00	0.00	51,060.15	13,315.18	0.00	64,375.33
0000302534	*BUS OPERATOR	44,408.00	45,739.20	1,331.20	48,874.22	15,796.76	0.00	64,670.98
0000321357	FIELD INSPECTOR	57,262.40	56,550.00	-712.40	57,166.24	5,199.19	3,835.02	66,200.45
0000329427	*JOURNEYMAN RAIL CAR MECHANIC	47,860.80	49,296.00	1,435.20	48,278.96	1,095.86	225.00	49,599.82
0000302790	*BUS OPERATOR	44,408.00	45,739.20	1,331.20	45,708.32	3,536.69	0.00	49,245.01
0000302940	*BUS OPERATOR	44,408.00	45,739.20	1,331.20	46,280.66	10,374.27	0.00	56,654.93
0000320338	SR DIR TRANSIT SYSTEM PLANNING	111,353.06	111,353.06	0.00	111,353.48	0.00	5,765.83	117,119.31
0000333243	CONTRACT PROFESSIONAL	0.00	0.00	0.00	25,775.64	258.06	0.00	26,033.70
0000318107	TRANSIT POLICE SERGEANT	62,795.20	65,291.20	2,496.00	67,196.87	42,152.07	6,131.41	115,480.35
0000304050	CONTRACT PROFESSIONAL	0.00	0.00	0.00	65,827.33	162.23	0.00	65,989.56
0000305301	CONTRACT INSTRUCTOR	0.00	0.00	0.00	47,560.82	6,024.55	0.00	53,585.37
0000304284	CONTRACT MANAGER	0.00	0.00	0.00	76,941.36	0.00	0.00	76,941.36
0000331102	*JOURNEYMAN ET-HVAC	47,860.80	49,296.00	1,435.20	49,009.56	975.07	225.00	50,209.63
0000335536	*JOURNEYMAN ET-HVAC	43,284.80	44,574.40	1,289.60	44,057.96	3,144.97	225.00	47,427.93
0000332190	*RAIL OPERATOR	37,752.00	42,328.00	4,576.00	40,089.59	15,017.20	0.00	55,106.79
0000325326	*JOURNEYMAN ET-RADIO MAINT	47,860.80	49,296.00	1,435.20	50,729.54	20,398.51	225.00	71,353.05
0000302579	*SERVICEPERSON IV	37,169.60	38,272.00	1,102.40	37,543.76	80.42	0.00	37,624.18
0000332756	*RAIL OPERATOR	34,403.20	38,875.20	4,472.00	39,568.32	19,578.07	0.00	59,146.39
0000316208	RAIL SERVICES CONTROLLER	67,932.80	68,515.20	582.40	68,608.64	2,720.80	5,248.00	76,577.44
0000329227	TRANSIT POLICE OFFICER SR	48,256.00	50,169.60	1,913.60	47,434.16	24,977.06	9,117.36	81,528.58
0000337488	CONTRACT PROFESSIONAL (DATE LAST EMPLOYED 2017-03-31 00:03:00)	54,015.00	54,015.00	0.00	26,176.50	1,274.20	0.00	27,450.70
0000317879	RESIDENT ENGINEER	91,109.20	91,109.20	0.00	91,110.60	0.00	0.00	91,110.60
0000334777	*BUS OPERATOR	31,096.00	35,443.20	4,347.20	28,503.11	2,061.09	0.00	30,564.20
0000304161	DEPARTMENT ADMINISTRATOR (DATE LAST EMPLOYED 2017-03-31 00:03:00)	61,941.62	61,941.62	0.00	45,504.01	0.00	7,485.74	52,989.75
0000324538	*APPRENTICE MECHANIC	39,249.60	44,158.40	4,908.80	42,134.66	1,837.63	0.00	43,972.29
0000320483	*MATERIAL CONTROLLER	46,300.80	47,694.40	1,393.60	46,566.19	816.12	0.00	47,382.31

## MARTOC REPORT

EE NUMBER	TITLE	FY 16	FY 17	DIFFERENCE	REGULAR	OVERTIME	OTHER	TOTAL
		BASE SALARY	BASE SALARY	+/-	EARNINGS	EARNINGS	EARNINGS	EARNINGS
0000331838	CONTRACT PROFESSIONAL	0.00	0.00	0.00	126,033.44	7,063.27	0.00	133,096.71
0000321542	*BUS OPERATOR	44,408.00	45,739.20	1,331.20	46,139.57	7,818.37	348.86	54,306.80
0000303669	DEPARTMENT ADMINISTRATOR (DATE LAST EMPLOYED 2016-12-01 00:12:00)	58,965.14	58,965.14	0.00	20,891.08	0.00	1,921.26	22,812.34
0000317860	*BUS OPERATOR	44,408.00	45,739.20	1,331.20	47,802.69	13,835.88	0.00	61,638.57
0000317776	*STATION AGENT	40,622.40	41,828.80	1,206.40	41,931.00	18,822.13	0.00	60,753.13
0000303405	SUPV CAR REPAIR INSPECTION	60,528.00	60,528.00	0.00	64,950.54	17,317.15	4,321.69	86,589.38
0000336341	*BUS OPERATOR	32,032.00	32,032.00	0.00	30,905.40	5,218.41	0.00	36,123.81
0000302909	*REVENUE AGENT	45,136.00	46,488.00	1,352.00	47,084.75	1,236.91	0.00	48,321.66
0000337484	*BUS OPERATOR	32,032.00	32,032.00	0.00	22,437.99	4,552.10	0.00	26,990.09
0000327578	CONTRACT PROFESSIONAL	0.00	0.00	0.00	121,441.67	0.00	0.00	121,441.67
0000333230	CONTRACT PROFESSIONAL	0.00	0.00	0.00	29,312.55	46.83	0.00	29,359.38
0000305807	*JOURNEYMAN ET-RAIL CAR MAINT	47,860.80	49,296.00	1,435.20	49,999.95	42,582.95	225.00	92,807.90
0000337160	*BUS OPERATOR	32,032.00	32,032.00	0.00	26,937.44	3,734.54	0.00	30,671.98
0000335996	*BUS OPERATOR	31,096.00	35,443.20	4,347.20	32,179.74	5,842.48	0.00	38,022.22
0000322666	*BUS OPERATOR	44,408.00	45,739.20	1,331.20	42,676.79	4,651.43	0.00	47,328.22
0000303173	*BUS DISPATCHER (BLOCKOUT)	45,531.20	46,883.20	1,352.00	47,879.69	18,494.41	0.00	66,374.10
0000331038	CONTRACT EMP PT POLICE OFFICER	0.00	0.00	0.00	50,289.75	772.50	0.00	51,062.25
0000337780	*TRACK MAINTAINER	44,574.40	44,574.40	0.00	23,528.11	5,447.07	0.00	28,975.18
0000304825	*BUS OPERATOR (DATE LAST EMPLOYED 2016-12-01 00:12:00)	44,408.00	44,408.00	0.00	20,965.29	528.12	0.00	21,493.41
0000315035	SUPT BUS TRANSPORTATION	66,427.92	66,427.92	0.00	65,405.95	0.00	7,411.68	72,817.63
0000302566	*JOURNEYMAN AUTOMOTIVE TECH	47,860.80	49,296.00	1,435.20	49,590.54	7,032.49	225.00	56,848.03
0000305607	*STATION AGENT	40,622.40	41,828.80	1,206.40	46,224.11	23,458.08	0.00	69,682.19
0000320768	*JOURNEYMAN SUPPORT EQUIPMENT	47,860.80	49,296.00	1,435.20	49,147.63	690.30	225.00	50,062.93
0000332689	*BUS OPERATOR	34,403.20	38,875.20	4,472.00	38,715.79	10,743.84	0.00	49,459.63
0000331814	*RAIL OPERATOR (DATE LAST EMPLOYED 2017-03-23 00:03:00)	37,752.00	41,100.80	3,348.80	34,072.82	12,252.13	0.00	46,324.95
0000321373	*BUS OPERATOR	44,408.00	45,739.20	1,331.20	47,885.31	17,063.11	0.00	64,948.42
0000302369	CONTRACT PROFESSIONAL	0.00	0.00	0.00	53,511.90	2,791.52	0.00	56,303.42
0000334187	CONTRACT PROFESSIONAL	0.00	0.00	0.00	33,470.56	3,254.42	0.00	36,724.98
0000316340	*REVENUE AGENT	45,136.00	46,488.00	1,352.00	46,081.13	2,018.14	0.00	48,099.27
0000304636	SUPT CONTROL CENTER	84,920.42	84,920.42	0.00	84,920.38	0.00	13,500.19	98,420.57
0000304410	*BUS OPERATOR	32,260.80	32,032.00	-228.80	25,892.94	2,271.50	0.00	28,164.44
0000318737	CRIMINAL JUSTICE INFO TECH REC	33,716.80	33,716.80	0.00	34,040.68	1,793.41	1,296.80	37,130.89
0000326617	*BUS OPERATOR	44,408.00	45,739.20	1,331.20	45,622.92	3,174.79	0.00	48,797.71
0000303192	*BUS OPERATOR	44,408.00	45,739.20	1,331.20	45,361.25	179.68	0.00	45,540.93

## MARTOC REPORT

EE NUMBER	TITLE	FY 16	FY 17	DIFFERENCE	REGULAR	OVERTIME	OTHER	TOTAL
		BASE SALARY	BASE SALARY	+/-	EARNINGS	EARNINGS	EARNINGS	EARNINGS
0000315162	*BUS OPERATOR	44,408.00	45,739.20	1,331.20	48,448.25	14,420.02	0.00	62,868.27
0000334796	*BUS OPERATOR	31,096.00	35,443.20	4,347.20	29,724.17	2,688.97	239.20	32,652.34
0000331996	DIVISION DISPATCHER	52,790.40	52,790.40	0.00	52,941.49	9,644.98	4,289.22	66,875.69
0000315012	*JOURNEYMAN ELEC POWER ELECT	47,860.80	49,296.00	1,435.20	48,241.31	25,330.66	225.00	73,796.97
0000332895	*BUS OPERATOR	34,403.20	38,875.20	4,472.00	38,346.66	5,038.01	0.00	43,384.67
0000335656	*TRACK MAINTAINER	43,284.80	44,574.40	1,289.60	44,245.25	11,502.78	0.00	55,748.03
0000335316	*BUS OPERATOR	31,096.00	35,443.20	4,347.20	34,401.53	7,070.06	0.00	41,471.59
0000305586	*STATION AGENT	40,622.40	40,622.40	0.00	46,232.26	2,936.86	0.00	49,169.12
0000306136	*TRANSPORTATION ASSISTANT	34,632.00	35,672.00	1,040.00	35,185.66	0.00	0.00	35,185.66
0000315064	*BUS OPERATOR	44,408.00	45,739.20	1,331.20	48,134.90	14,235.89	0.00	62,370.79
0000305259	*BUS OPERATOR	44,408.00	45,739.20	1,331.20	44,908.22	6,214.85	182.97	51,306.04
0000320319	*RAIL STATION CLEANER	31,054.40	31,969.60	915.20	19,074.60	2,816.19	0.00	21,890.79
0000322492	*RAIL STATION CLEANER	31,054.40	31,969.60	915.20	33,164.80	3,292.07	0.00	36,456.87
0000332570	LOST & FOUND COORDINATOR	25,135.50	25,135.50	0.00	26,704.43	304.55	1,049.00	28,057.98
0000334788	*BUS OPERATOR	31,096.00	35,443.20	4,347.20	35,359.08	11,822.12	0.00	47,181.20
0000306036	FOREMAN TRACK & STRCT	57,803.20	57,803.20	0.00	60,470.38	13,714.88	2,223.20	76,408.46
0000314214	*JOURNEYMAN ELEC POWER ELECT	43,284.80	46,592.00	3,307.20	46,092.19	18,444.38	225.00	64,761.57
0000302962	*INSPECTOR	47,112.00	48,526.40	1,414.40	51,188.06	7,117.84	225.00	58,530.90
0000304113	*MATERIAL CONTROLLER LEAD	46,300.80	49,150.40	2,849.60	48,190.05	1,083.92	0.00	49,273.97
0000333340	*TRACK MAINTAINER	43,284.80	44,574.40	1,289.60	45,091.89	8,841.70	0.00	53,933.59
0000320035	*JOURNEYMAN ET-RAIL CAR MAINT	47,860.80	49,296.00	1,435.20	49,698.87	16,429.20	225.00	66,353.07
0000332065	*BUS OPERATOR	37,752.00	42,328.00	4,576.00	40,717.94	4,642.40	0.00	45,360.34
0000330156	*RAIL OPERATOR	41,100.80	45,739.20	4,638.40	42,472.07	1,649.67	0.00	44,121.74
0000302698	*BUS OPERATOR	44,408.00	45,739.20	1,331.20	46,629.50	11,877.24	0.00	58,506.74
0000302161	SUPV CUSTOMER SERVICES CENTER	56,773.86	56,773.86	0.00	56,774.71	0.00	0.00	56,774.71
0000323701	*JOURNEYMAN SUPPORT EQUIPMENT	35,276.80	44,574.40	9,297.60	35,462.48	1,882.56	0.00	37,345.04
0000332080	*BUS OPERATOR	37,752.00	42,328.00	4,576.00	36,792.17	1,755.59	0.00	38,547.76
0000323946	TRANSIT SYSTEM PROJECT PLANNER (DATE LAST EMPLOYED 2017-05-19 00:05:00)	74,344.40	74,344.40	0.00	55,758.44	0.00	11,437.60	67,196.04
0000328142	PROTECTIVE SPEC POLICE CADET	28,184.00	28,184.00	0.00	28,555.56	3,386.30	2,307.98	34,249.84
0000316028	SUPT RAIL CAR MAINT	73,329.36	73,329.36	0.00	73,329.46	0.00	7,069.72	80,399.18
0000302013	*JOURNEYMAN ET-TRAIN CONTROL	47,860.80	49,296.00	1,435.20	52,639.41	23,263.19	225.00	76,127.60
0000332249	*BUS OPERATOR	37,752.00	42,328.00	4,576.00	37,320.46	3,935.40	0.00	41,255.86
0000304401	*JOURNEYMAN ET-RADIO MAINT	47,860.80	49,296.00	1,435.20	53,272.14	26,214.23	225.00	79,711.37
0000335150	*BUS OPERATOR	31,096.00	35,443.20	4,347.20	34,716.47	17,716.07	0.00	52,432.54
0000331054	*RAIL OPERATOR	37,752.00	42,328.00	4,576.00	43,099.04	20,234.41	0.00	63,333.45

## MARTOC REPORT

EE NUMBER	TITLE	FY 16	FY 17	DIFFERENCE	REGULAR	OVERTIME	OTHER	TOTAL
		BASE SALARY	BASE SALARY	+/-	EARNINGS	EARNINGS	EARNINGS	EARNINGS
0000337387	MGR MAINT CONTROL CENTER	80,000.18	80,000.18	0.00	64,061.88	0.00	328.21	64,390.09
0000330920	*BUS OPERATOR	37,752.00	42,328.00	4,576.00	40,175.78	14,153.82	0.00	54,329.60
0000320107	TRANSIT POLICE OFFICER SR	56,430.40	56,430.40	0.00	47,382.55	1,627.80	9,020.73	58,031.08
0000303905	*JOURNEYMAN SUPPORT EQUIPMENT	47,860.80	49,296.00	1,435.20	48,388.30	1,967.36	225.00	50,580.66
0000332338	*BUS OPERATOR	34,403.20	38,875.20	4,472.00	35,765.94	6,961.06	0.00	42,727.00
0000334473	*BUS OPERATOR	31,096.00	35,443.20	4,347.20	35,908.32	4,039.17	0.00	39,947.49
0000306638	*BUS OPERATOR	44,408.00	45,739.20	1,331.20	48,577.41	29,681.54	0.00	78,258.95
0000336161	*JOURNEYMAN ET-RAIL CAR MAINT	43,284.80	46,592.00	3,307.20	45,808.08	10,002.39	450.00	56,260.47
0000316658	*RAIL OPERATOR	44,408.00	45,739.20	1,331.20	46,251.94	9,014.22	0.00	55,266.16
0000303021	CONTRACT PROFESSIONAL	0.00	0.00	0.00	57,024.00	96.00	0.00	57,120.00
0000329613	*BUS OPERATOR	41,100.80	45,739.20	4,638.40	42,806.20	3,872.00	0.00	46,678.20
0000322356	*RAIL OPERATOR	31,096.00	32,032.00	936.00	35,952.65	17,239.98	0.00	53,192.63
0000323247	*BUS OPERATOR	44,408.00	45,739.20	1,331.20	44,279.42	4,631.89	0.00	48,911.31
0000333295	*TRANSPORTATION ASSISTANT	29,889.60	34,216.00	4,326.40	30,133.96	672.18	0.00	30,806.14
0000306640	*JOURNEYMAN ELEC POWER ELECT	47,860.80	49,296.00	1,435.20	48,238.75	1,233.93	225.00	49,697.68
0000332243	*BUS OPERATOR	37,752.00	42,328.00	4,576.00	22,585.66	1,509.23	0.00	24,094.89
0000336917	TRANSIT POLICE OFFICER	36,670.40	42,889.60	6,219.20	42,316.58	11,143.60	2,059.56	55,519.74
0000335537	*JOURNEYMAN ELEC POWER ELECT	43,284.80	46,238.40	2,953.60	45,535.78	23,440.93	225.00	69,201.71
0000337720	*JOURNEYMAN ELEC POWER ELECT	44,574.40	44,574.40	0.00	24,472.57	1,646.61	0.00	26,119.18
0000331986	*RAIL OPERATOR	37,752.00	42,328.00	4,576.00	35,937.32	4,828.19	0.00	40,765.51
0000317324	FOREMAN BUILDINGS SUPP EQUIP	57,262.40	57,262.40	0.00	60,723.05	20,029.70	2,615.35	83,368.10
0000320853	FOREMAN CUSTODIAL SERVICES	47,278.40	47,486.40	208.00	47,625.70	364.08	4,554.00	52,543.78
0000320590	*BUS OPERATOR	44,408.00	45,739.20	1,331.20	46,528.03	15,967.15	0.00	62,495.18
0000337273	ORG LEARNING SPECIALIST III	65,000.00	65,000.00	0.00	55,000.01	0.00	0.00	55,000.01
0000303095	*SERVICEPERSON I	31,054.40	34,299.20	3,244.80	32,064.14	4,224.08	119.44	36,407.66
0000305029	*AA INSPECTOR	47,112.00	49,296.00	2,184.00	52,104.17	14,735.50	225.00	67,064.67
0000302874	*RAIL OPERATOR	44,408.00	45,739.20	1,331.20	46,169.40	16,656.62	218.42	63,044.44
0000306145	SUPT RAIL LINE	65,563.94	65,563.94	0.00	65,563.98	0.00	10,086.76	75,650.74
0000327861	*BUS OPERATOR	44,408.00	45,739.20	1,331.20	45,600.29	6,758.35	0.00	52,358.64
0000305893	GEN SUPT RAIL LINE	88,239.32	104,482.82	16,243.50	113,457.88	0.00	16,074.28	129,532.16
0000322005	INSTRUCTOR CAR MAINT MECH	57,262.40	55,577.60	-1,684.80	56,238.65	1,108.88	2,137.60	59,485.13
0000302047	*RAIL OPERATOR	44,408.00	45,739.20	1,331.20	47,392.48	23,536.95	0.00	70,929.43
0000327629	DIVISION DISPATCHER	51,251.20	51,251.20	0.00	30,750.72	0.00	0.00	30,750.72
0000304566	FARE COLLECTION ASST (DATE LAST EMPLOYED 2017-04-01 00:04:00)	32,077.50	32,077.50	0.00	25,075.78	2,255.50	1,645.01	28,976.29

## MARTOC REPORT

EE NUMBER	TITLE	FY 16	FY 17	DIFFERENCE	REGULAR	OVERTIME	OTHER	TOTAL
		BASE SALARY	BASE SALARY	+/-	EARNINGS	EARNINGS	EARNINGS	EARNINGS
0000302472	*TRACK MAINTAINER	47,112.00	48,526.40	1,414.40	47,858.57	7,219.73	226.50	55,304.80
0000322174	*BUS OPERATOR	41,100.80	45,739.20	4,638.40	47,091.03	4,654.34	0.00	51,745.37
0000329273	TRANSIT POLICE OFFICER SPECIAL	46,384.00	50,169.60	3,785.60	50,466.60	21,300.10	0.00	71,766.70
0000302893	RAIL SERVICES CONTROLLER	67,932.80	68,515.20	582.40	68,294.22	7,757.48	5,108.56	81,160.26
0000302709	*BUS OPERATOR	44,408.00	45,739.20	1,331.20	47,524.64	20,396.54	0.00	67,921.18
0000333774	*BUS OPERATOR	34,403.20	38,875.20	4,472.00	32,627.06	1,244.39	0.00	33,871.45
0000305631	*BUS OPERATOR	44,408.00	45,739.20	1,331.20	43,291.29	1,043.79	170.80	44,505.88
0000302664	*RAIL OPERATOR	44,408.00	45,739.20	1,331.20	44,675.89	1,371.12	0.00	46,047.01
0000336176	*BUS OPERATOR	32,032.00	32,032.00	0.00	30,110.71	5,623.17	0.00	35,733.88
0000304879	SUPV PARKING SVC	37,966.50	37,966.50	0.00	38,911.05	8,448.15	3,699.30	51,058.50
0000333087	*BUS OPERATOR	34,403.20	38,875.20	4,472.00	37,240.78	8,328.33	0.00	45,569.11
0000304960	RIDESTORE ASSISTANT	30,966.00	30,966.00	0.00	31,251.31	8,813.69	2,977.50	43,042.50
0000304065	*BUS OPERATOR	44,408.00	45,739.20	1,331.20	45,944.40	14,449.19	0.00	60,393.59
0000306875	CHF DESIGN POLICY	99,718.32	99,718.32	0.00	95,883.22	0.00	0.00	95,883.22
0000333695	CJIT-POLICE DISPATCHER	41,828.80	41,828.80	0.00	42,047.47	7,731.69	1,407.70	51,186.86
0000337912	TRANSIT POLICE OFFICER SR	42,889.60	42,889.60	0.00	18,001.26	2,335.22	0.00	20,336.48
0000330935	*BUS OPERATOR	41,100.80	42,328.00	1,227.20	42,273.58	8,393.26	0.00	50,666.84
0000302593	SUPT BUS TRANSPORTATION	51,001.60	65,990.60	14,989.00	63,489.51	0.00	5,080.62	68,570.13
0000315279	*BUS OPERATOR	44,408.00	44,408.00	0.00	28,642.98	6,323.40	0.00	34,966.38
0000319677	(DATE LAST EMPLOYED 2017-02-01 00:02:00) MAINTENANCE PLANNER-RAIL	55,286.40	55,286.40	0.00	56,324.38	9,296.46	4,199.64	69,820.48
0000337525	SR DIR OPERATIONS SUPPORT	165,000.16	165,000.16	0.00	131,538.72	0.00	0.00	131,538.72
0000302359	*JOURNEYMAN ET-COMPUTER MAINT	47,860.80	49,296.00	1,435.20	50,289.77	8,330.29	409.08	59,029.14
0000305182	*JOURNEYMAN RAIL CAR MECHANIC	55,577.60	49,296.00	-6,281.60	50,066.39	12,293.24	225.00	62,584.63
0000329986	CUSTOMER CARE REP	38,746.50	38,746.50	0.00	38,863.60	1,166.39	149.03	40,179.02
0000317717	SUPV RAIL LINE	57,262.40	57,262.40	0.00	57,444.22	8,491.42	6,607.20	72,542.84
0000331065	*RAIL OPERATOR	37,752.00	42,328.00	4,576.00	35,987.00	4,939.26	0.00	40,926.26
0000329886	ELECTRICAL ENGINEER VI	85,089.94	85,089.94	0.00	85,090.09	0.00	0.00	85,090.09
0000337532	RIGHT OF WAY DATABASE SPEC	59,625.02	59,625.02	0.00	38,985.67	0.00	0.00	38,985.67
0000329835	*RAIL OPERATOR	41,100.80	45,739.20	4,638.40	44,770.84	12,513.80	0.00	57,284.64
0000322147	SAFETY OPERATIONAL OFFICER	66,578.20	66,578.20	0.00	66,578.45	0.00	9,338.05	75,916.50
0000316210	TRANSIT POLICE OFFICER SR	56,430.40	56,430.40	0.00	55,182.43	22,992.77	5,697.30	83,872.50
0000334167	*BUS OPERATOR	34,403.20	38,875.20	4,472.00	35,706.44	4,032.72	0.00	39,739.16
0000329432	*JOURNEYMAN ET-LABORATORY	47,860.80	49,296.00	1,435.20	48,486.05	1,311.59	225.00	50,022.64
0000318103	TRANSIT POLICE OFFICER SR	56,430.40	56,430.40	0.00	57,271.45	20,144.07	1,345.11	78,760.63
0000302831	SUPV RISK MANAGEMENT ADMIN	63,340.16	63,340.16	0.00	63,340.19	0.00	6,090.41	69,430.60

## MARTOC REPORT

EE NUMBER	TITLE	FY 16 BASE SALARY	FY 17 BASE SALARY	DIFFERENCE +/-	REGULAR EARNINGS	OVERTIME EARNINGS	OTHER EARNINGS	TOTAL EARNINGS
0000302975	SR COST ANALYST	79,268.28	79,268.28	0.00	79,268.46	0.00	5,310.98	84,579.44
0000303667	*BUS DISPATCHER (BLOCKOUT)	45,531.20	46,883.20	1,352.00	47,283.16	17,353.36	0.00	64,636.52
0000323706	*BUS OPERATOR (DATE LAST EMPLOYED 2017-03-27 00:03:00)	44,408.00	44,408.00	0.00	26,092.54	4,417.26	0.00	30,509.80
0000327670	*JOURNEYMAN ET-TRAIN CONTROL	47,860.80	49,296.00	1,435.20	50,487.93	28,604.38	455.10	79,547.41
0000328833	*BUS OPERATOR	44,408.00	45,739.20	1,331.20	45,899.30	6,124.29	0.00	52,023.59
0000335664	*BUS OPERATOR	31,096.00	35,443.20	4,347.20	32,656.69	14,297.80	0.00	46,954.49
0000337766	DIR MOBILITY SERVICES	125,051.94	125,051.94	0.00	69,740.54	0.00	0.00	69,740.54
0000305495	SUPT SERVICE QUALITY	90,594.40	105,488.76	14,894.36	95,959.09	0.00	11,065.26	107,024.35
0000302395	*AA INSPECTOR	47,860.80	49,296.00	1,435.20	47,836.02	3,952.00	225.00	52,013.02
0000304990	TRANSIT POLICE LIEUTENANT	82,721.60	82,721.60	0.00	84,035.69	24,399.01	9,385.72	117,820.42
0000327636	*BUS OPERATOR	44,408.00	45,739.20	1,331.20	46,063.16	3,693.52	0.00	49,756.68
0000303700	TRAIN CONTROL ENGINEER VI	82,292.86	82,292.86	0.00	82,293.15	0.00	9,178.86	91,472.01
0000303515	PLANNER COMM COMPTR & FARECOLL	55,910.40	55,910.40	0.00	56,326.64	2,321.18	4,972.80	63,620.62
0000306330	*BUS OPERATOR	44,408.00	45,739.20	1,331.20	47,194.62	11,081.07	0.00	58,275.69
0000334784	*JOURNEYMAN ET-TRAIN CONTROL	44,886.40	47,715.20	2,828.80	48,614.74	13,908.89	225.00	62,748.63
0000306365	FARE COLLECTION ASST	30,634.50	30,634.50	0.00	32,696.49	9,738.42	1,397.10	43,832.01
0000327140	MECHANICAL ENGINEER VI	86,634.08	86,634.08	0.00	86,634.31	0.00	0.00	86,634.31
0000304593	COST ANALYST	68,396.12	68,396.12	0.00	68,396.22	0.00	7,102.68	75,498.90
Total Number Of Employees								4215

# **APPENDIX**

## **2016 Audited Financial Statement**

**METROPOLITAN ATLANTA RAPID  
TRANSIT AUTHORITY**

**FINANCIAL STATEMENTS AND  
SUPPLEMENTAL SCHEDULES**

***June 30, 2016 and 2015***

***And Report of Independent Auditor***



# METROPOLITAN ATLANTA RAPID TRANSIT AUTHORITY

## TABLE OF CONTENTS

<b>REPORT OF INDEPENDENT AUDITOR .....</b>	<b>1-2</b>
<b>MANAGEMENT’S DISCUSSION AND ANALYSIS .....</b>	<b>3-9</b>
<b>FINANCIAL STATEMENTS</b>	
Statements of Net Position .....	10-11
Statements of Revenues, Expenses, and Changes in Net Position .....	12
Statements of Cash Flows .....	13
Notes to the Financial Statements .....	14-54
<b>REQUIRED SUPPLEMENTARY INFORMATION</b>	
Schedule of Changes in the Net Pension Liability and Related Ratios .....	55-58
Schedule of Employer Contributions .....	59-60
<b>SUPPLEMENTAL SCHEDULES</b>	
Schedule of Revenues and Expenses – Budget vs. Actual (Budget Basis) .....	61
Notes to the Supplemental Schedule .....	62

## **Report of Independent Auditor**

To the Board of Directors  
Metropolitan Atlanta Rapid Transit Authority

We have audited the accompanying statements of net position of the Metropolitan Atlanta Rapid Transit Authority ("MARTA"), as of June 30, 2016 and 2015, and the related statements of revenues, expenses, and changes in net position, and cash flows for the years then ended, and the related notes to the financial statements.

### **Management's Responsibility for the Financial Statements**

Management is responsible for the preparation and fair presentation of these financial statements in accordance with accounting principles generally accepted in the United States of America; this includes the design, implementation, and maintenance of internal control relevant to the preparation and fair presentation of financial statements that are free from material misstatement, whether due to fraud or error.

### **Auditor's Responsibility**

Our responsibility is to express an opinion on these financial statements based on our audits. We conducted our audits in accordance with auditing standards generally accepted in the United States of America and the standards applicable to financial audits contained in *Government Auditing Standards*, issued by the Comptroller General of the United States. Those standards require that we plan and perform the audit to obtain reasonable assurance about whether the financial statements are free from material misstatement.

An audit involves performing procedures to obtain audit evidence about the amounts and disclosures in the financial statements. The procedures selected depend on the auditor's judgment, including the assessment of the risks of material misstatement of the financial statements, whether due to fraud or error. In making those risk assessments, the auditor considers internal control relevant to MARTA's preparation and fair presentation of the financial statements in order to design audit procedures that are appropriate in the circumstances, but not for the purpose of expressing an opinion on the effectiveness of MARTA's internal control. Accordingly, we express no such opinion. An audit also includes evaluating the appropriateness of accounting policies used and the reasonableness of significant accounting estimates made by management, as well as evaluating the overall presentation of the financial statements.

We believe that the audit evidence we have obtained is sufficient and appropriate to provide a basis for our audit opinion.

### **Opinion**

In our opinion, the financial statements referred to above present fairly, in all material respects, the respective financial position of MARTA, as of June 30, 2016 and 2015, and the respective changes in financial position and cash flows thereof for the years then ended in accordance with accounting principles generally accepted in the United States of America.

## **Other Matters**

### *Required Supplementary Information*


Accounting principles generally accepted in the United States of America require that the management's discussion and analysis on pages 3 through 9 and the required supplementary information schedules on pages 55 through 60 be presented to supplement the basic financial statements. Such information, although not a part of the basic financial statements, is required by the Governmental Accounting Standards Board, who considers it to be an essential part of financial reporting for placing the basic financial statements in an appropriate operational, economic, or historical context. We have applied certain limited procedures to the required supplementary information in accordance with auditing standards generally accepted in the United States of America, which consisted of inquiries of management about the methods of preparing the information and comparing the information for consistency with management's responses to our inquiries, the basic financial statements, and other knowledge we obtained during our audit of the basic financial statements. We do not express an opinion or provide any assurance on the information because the limited procedures do not provide us with sufficient evidence to express an opinion or provide any assurance.

### *Other Information*

Our audit was conducted for the purpose of forming an opinion on MARTA's basic financial statements. The supplemental schedule of revenues and expenses – budget versus actual (budget basis) on pages 61 through 62 is presented for purposes of additional analysis and is not a required part of the basic financial statements. The supplemental schedule of revenues and expenses – budget versus actual (budget basis) is the responsibility of management and was derived from and relates directly to the underlying accounting and other records used to prepare the basic financial statements. Such information has been subjected to the auditing procedures applied in the audit of the basic financial statements and certain additional procedures, including comparing and reconciling such information directly to the underlying accounting and other records used to prepare the financial statements or to the financial statements themselves, and other additional procedures in accordance with auditing standards generally accepted in the United States of America. In our opinion, the information is fairly stated in all material respects in relation to the basic financial statements as a whole.

### **Other Reporting Required by Government Auditing Standards**

In accordance with *Government Auditing Standards*, we have also issued our report dated October 28, 2016, on our consideration of MARTA's internal control over financial reporting and on our tests of its compliance with certain provisions of laws, regulations, contracts, and grant agreements and other matters. The purpose of that report is to describe the scope of our testing of internal control over financial reporting and compliance and the results of that testing, and not to provide an opinion on internal control over financial reporting or on compliance. That report is an integral part of an audit performed in accordance with *Government Auditing Standards* in considering MARTA's internal control over financial reporting and compliance.



Atlanta, Georgia  
October 28, 2016

**METROPOLITAN ATLANTA RAPID TRANSIT AUTHORITY**  
**Management's Discussion and Analysis**

(Unaudited)  
(Dollars in Thousands)

As management of the Metropolitan Atlanta Rapid Transit Authority ("MARTA" or the "Authority"), we offer readers of MARTA's basic financial statements this narrative overview and analysis of the financial activities of MARTA for the fiscal years ended June 30, 2016 and 2015. This discussion and analysis is designed to assist the reader in focusing on the significant financial issues and activities and to identify any significant changes in financial position. We encourage readers to consider the information presented here in conjunction with the financial statements as a whole. All amounts, unless otherwise indicated, are expressed in thousands of dollars.

MARTA was formed as a joint public instrumentality of the City of Atlanta and the counties of Fulton, DeKalb, Cobb, Clayton, and Gwinnett by action of the General Assembly of the State of Georgia (the "MARTA Act") to design and implement a rapid transit system for the Atlanta metropolitan area. MARTA operates a bus and rapid rail transportation system and continues to develop and construct further improvements to its integrated bus/rail transportation system.

**Overview of Financial Statements**

MARTA's financial statements are prepared on the accrual basis of accounting in accordance with accounting principles generally accepted in the United States of America as promulgated by the Governmental Accounting Standards Board ("GASB"). MARTA is structured as a single enterprise fund with revenues recognized when earned and measurable, not when they are received. Expenses are recognized when they are incurred, not when they are paid. Capital assets are capitalized and (except land) are depreciated over their useful lives. Many cash amounts are restricted for debt service and by state and federal regulations. See the notes to the financial statements for a summary of MARTA's significant accounting policies.

Included in MARTA's financial statements are the Statements of Net Position, the Statements of Revenues, Expenses, and Changes in Net Position, the Statements of Cash Flows, and the related notes.

The Statements of Net Position present information on all of MARTA's assets, liabilities, deferred outflows and inflows of resources with the difference reported as net position. Over time, increases or decreases in net position may serve as a useful indicator of whether the financial position of MARTA is improving or deteriorating.

The Statements of Revenues, Expenses, and Changes in Net Position present information showing how MARTA's net position changed during the most recent fiscal year. All changes in net position are reported as soon as the underlying event giving rise to the change occurs, regardless of the timing of related cash flows. Thus, revenues and expenses are reported in this statement for some items that will only result in cash flows in future fiscal periods (e.g., uncollected sales taxes and earned but unused vacation leave).

**METROPOLITAN ATLANTA RAPID TRANSIT AUTHORITY**  
**Management's Discussion and Analysis**

(Unaudited)  
(Dollars in Thousands)

The Statements of Cash Flows allow financial statement users to assess MARTA's adequacy or ability to generate sufficient cash flows to meet its obligations in a timely manner. The statement is classified into four categories: 1) cash flows from operating activities, 2) cash flows from noncapital financing activities, 3) cash flows from capital and related financing activities, and 4) cash flows from investing activities.

The notes to the financial statements provide additional information that is essential to a full understanding of the data provided in the basic financial statements.

**Financial Position Summary**

Net position may serve over time as a useful indicator of MARTA's financial position. MARTA's assets and deferred outflows of resources exceed liabilities and deferred inflows of resources by \$1.3 billion at June 30, 2016, a \$45 million decrease from June 30, 2015, when assets and deferred outflows of resources exceeded liabilities and deferred inflows of resources by \$1.4 billion.

The largest portion of MARTA's net position in fiscal year 2016 was its restricted assets representing 64%. These resources are subject to external restrictions on how they can be used under bond resolutions, lease agreements, and State and Federal regulations. The second largest portion of net position representing 37% was its investment in capital assets (e.g., land, rail system, buildings, and transportation equipment) less any related outstanding debt used to acquire those assets. MARTA uses these capital assets to provide services to its customers; consequently, these assets are not available for future spending. Although MARTA's investment in its capital assets is reported net of related debt, it should be noted that the resources to repay this debt must be provided from other sources, since the capital assets themselves cannot be used to liquidate these liabilities.

In fiscal year 2015, MARTA's largest category of its net position was restricted assets representing 67% while the next largest was its investment in capital assets (e.g., land, rail system, buildings, and transportation equipment), less any related outstanding debt used to acquire those assets representing 34%.

At the end of the current fiscal year and in two prior fiscal years, MARTA was able to report positive balances in all categories of net position with the exception of the category of unrestricted for land held for resale.

**METROPOLITAN ATLANTA RAPID TRANSIT AUTHORITY**  
**Management's Discussion and Analysis**

(Unaudited)  
(Dollars in Thousands)

The following table presents a condensed summary of net position:

	<b>2016</b>	<b>2015</b>	<b>2014</b>
<b>ASSETS:</b>			
Current and Other Assets	\$1,085,704	\$1,161,026	\$1,033,027
Capital Assets	2,966,140	3,049,286	3,056,307
Net Pension Assets	-	53,077	-
Other	-	1,844	-
Total Assets	<u>4,051,844</u>	<u>4,265,233</u>	<u>4,089,334</u>
<b>DEFERRED OUTFLOWS OF RESOURCES:</b>			
Deferred Outflows of Resources from Hedging	364	2,135	-
Deferred Outflows of Resources - Pension	127,939	41,269	-
Deferred Outflows of Resources - Debt Refunding	24,717	9,873	12,033
Total Deferred Outflows of Resources	<u>153,020</u>	<u>53,277</u>	<u>12,033</u>
<b>Total Assets and Deferred Outflows of Resources</b>	<u>4,204,864</u>	<u>4,318,510</u>	<u>4,101,367</u>
<b>LIABILITIES:</b>			
Long-term Debt	2,176,583	2,131,498	1,791,781
Current and Other Liabilities	536,315	693,154	884,045
Derivative Liability	364	2,135	-
Net Pension Liability	140,666	96,185	-
Net OPEB Liability	809	819	-
Total Liabilities	<u>2,854,737</u>	<u>2,923,791</u>	<u>2,675,826</u>
<b>DEFERRED INFLOWS OF RESOURCES:</b>			
Deferred Inflows of Resources	-	-	248
Deferred Inflows of Resources - Pension	2,567	1,756	-
<b>Total Liabilities and Deferred Inflows of Resources</b>	<u>2,857,304</u>	<u>2,925,547</u>	<u>2,676,074</u>
<b>NET POSITION:</b>			
Net Investment in Capital Assets	502,641	475,594	646,555
Restricted	856,454	929,071	789,317
Unrestricted	(11,535)	(11,702)	(10,579)
<b>TOTAL NET POSITION</b>	<u>\$1,347,560</u>	<u>\$1,392,963</u>	<u>\$1,425,293</u>

**METROPOLITAN ATLANTA RAPID TRANSIT AUTHORITY**  
**Management's Discussion and Analysis**

(Unaudited)  
(Dollars in Thousands)

**Financial Operations Highlights**

MARTA is a single enterprise fund providing public transportation. MARTA provides direct benefits to its users as well as substantial indirect benefits to the public at large (e.g., decreased traffic congestion, decreased need for road construction and maintenance, decreased need for parking, decreased air pollution levels, increased availability of transportation for low-income citizens). Therefore, the user charges are intended to finance only a portion of the cost of providing these services with additional proceeds obtained from the collections of sales and use tax under the Rapid Transit Contract and Assistance Agreement with the City of Atlanta and the Counties of Fulton, DeKalb, and Clayton and Federal Subsidies. The sales tax is levied at a rate of 1% until June 30, 2057, and 0.5% thereafter. See Note 4 of the notes to the financial statements.

The MARTA Act places certain requirements on the rates that MARTA can charge for transportation services provided. The rates charged to the public for transportation services must be such that the total transit related revenues are no less than 35% of the operating costs, exclusive of depreciation and amortization, and other costs and charges as provided in the Act, of the preceding or prior fiscal year.

Under provisions of amendments to the MARTA Act, revenues, except the sales and use tax, are included in transit related revenues for purposes of this calculation. Transit related revenues were 76.2% and 66.2% of operating costs of the previous fiscal year as defined under the MARTA Act for the years ended June 30, 2016 and 2015, respectively.

The following table presents the summary of changes in net position:

	<b>2016</b>	<b>2015</b>	<b>2014</b>
Operating Revenues	\$ 152,412	\$ 157,194	\$ 152,653
Operating Expenses	675,635	625,239	622,501
Operating Loss	(523,223)	(468,045)	(469,848)
Nonoperating Revenues (Expenses) - net	445,389	368,765	365,027
Capital Grants	32,431	82,498	71,178
Decrease in Net Position	<u>\$ (45,403)</u>	<u>\$ (16,782)</u>	<u>\$ (33,643)</u>

In fiscal year 2016, operating revenues decreased by \$4.8 million and operating expenses increased by \$50.4 million; the majority of this increase is related to depreciation, salary, and benefits costs. The increase in expenses resulted in an overall increase in the operating loss of \$55.1 million from the previous year. In fiscal year 2015, operating revenues increased by \$4.5 million and operating expenses increased by \$2.7 million, which resulted in an overall decrease in operating loss of \$1.8 million from 2014.

In 2016, MARTA placed high emphasis on customer service, employee morale, and fiscal relief. This included a 3% lump sum payment for non-represented and represented employees, no fare increases, and the execution of the MARTA Transformation Initiative, which provides comprehensive cost saving and efficiency-improvement measures.

**METROPOLITAN ATLANTA RAPID TRANSIT AUTHORITY**  
**Management's Discussion and Analysis**

(Unaudited)  
(Dollars in Thousands)

The following table presents a summarized breakout of MARTA's revenues, expenses, and changes in net position:

	<b>2016</b>	<b>2015</b>	<b>2014</b>
<b>Summary of Revenues</b>			
<b>Operating</b>			
Fare Revenues	\$ 141,360	\$ 146,417	\$ 140,318
Other Revenues	11,052	10,777	12,335
Total Operating Revenues	152,412	157,194	152,653
<b>Nonoperating</b>			
Sales and Use Tax	409,718	377,743	347,289
Federal Revenues	76,289	82,643	102,847
Investment Income	1,568	604	688
Capital Leases Revenues	32,057	5,128	6,607
Other Revenues	42,396	27,687	32,089
Gain (loss) on Sale of Property and Equipment	182	194	(11)
Total Nonoperating Revenues	562,210	493,999	489,509
<b>Total Revenues</b>	<b>714,622</b>	<b>651,193</b>	<b>642,162</b>
<b>Summary of Expenses</b>			
<b>Operating</b>			
Transportation	206,252	186,527	181,860
Maintenance and Garage Operations	143,576	131,276	141,584
General and Administrative	83,271	82,354	89,298
Depreciation	242,536	225,082	209,759
Total Operating Expenses	675,635	625,239	622,501
<b>Nonoperating</b>			
Interest Expense	83,356	85,663	75,751
Interest Expense Capitalized	(179)	(818)	(1,233)
Amortization of Financing Related Charges and Income from Derivative Activity	(5,318)	(2,699)	(4,404)
(Gain) Loss on Investment Derivatives	390	(607)	(7,905)
Other Nonoperating Expenses	38,572	43,695	62,273
Total Nonoperating Expenses	116,821	125,234	124,482
<b>Total Expenses</b>	<b>792,456</b>	<b>750,473</b>	<b>746,983</b>
<b>Loss Before Capital Contributions</b>	<b>(77,834)</b>	<b>(99,280)</b>	<b>(104,821)</b>
Capital Grants	32,431	82,498	71,178
<b>Decrease in Net Position</b>	<b>(45,403)</b>	<b>(16,782)</b>	<b>(33,643)</b>
<b>Net Position, July 1</b>	<b>1,392,963</b>	<b>1,425,293</b>	<b>-</b>
<b>Cumulative effect of change in accounting principle</b>	<b>-</b>	<b>(15,548)</b>	<b>-</b>
<b>Net Position, July 1 As Restated</b>	<b>1,392,963</b>	<b>1,409,745</b>	<b>1,458,936</b>
<b>Net Position, June 30</b>	<b>\$ 1,347,560</b>	<b>\$ 1,392,963</b>	<b>\$ 1,425,293</b>



**METROPOLITAN ATLANTA RAPID TRANSIT AUTHORITY**  
**Management's Discussion and Analysis**

(Unaudited)  
(Dollars in Thousands)

Net position decreased by \$45.4 million in 2016, after decreasing by \$16.8 million in 2015, which is exclusive of the cumulative effect of the change in accounting principle reported in the prior year.

MARTA's other operating revenues, which include advertising, Transit Oriented Development lease (TOD), and alternative fuel tax revenues, increased by \$275 thousand or 2.6% in 2016 and decreased by \$1.6 million or 12.6% in 2015.

In 2016, MARTA's largest component of nonoperating revenues, sales and use tax, increased by \$32 million or 8.5% from 2015, which increased from 2014 by \$30.5 million or 8.8%. In 2015, the largest revenue growth was \$30.5 million in other nonoperating revenues, which includes ad valorem tax revenue. Non-capital grants, which includes preventive maintenance reimbursements, decreased in 2016 by \$6.4 million. Overall, nonoperating revenues increased by \$68 million or 13.8% in 2016 and \$4.5 million or 0.9% in 2015.

Operating expenses increased by \$50.4 million in 2016 from 2015 and increased by \$ 2.7 million in 2015. The 2016 nonoperating expenses decreased by \$8.4 million from 2015. This decrease is directly related to interest expense and offset by a decrease in other nonoperating expenses.

The 2015 nonoperating expenses decreased by \$752 thousand from 2014. This large decrease is directly related to general and administrative expenses.

**Capital Acquisitions and Construction Activities**

In 2016, MARTA expended \$157,726 on capital activities. The expenditures were primarily for the replacement, rehabilitation, and enhancement of facilities and equipment required to support transit operations, regulatory requirements, and system safety. The net increase (decrease) in capital assets, including changes in accumulated depreciation and retirements, was (\$83,147), (\$7,021), and \$28,087, during the years ended June 30, 2016, 2015, and 2014, respectively. Additional information on MARTA's debt and capital asset activity and commitments can be found in Notes 6 and 7 to the financial statements.

The following table summarizes MARTA's net investment in capital assets:

	<u>2016</u>	<u>2015</u>	<u>2014</u>
<b>Capital Assets</b>			
Property and Equipment - Net	\$2,966,140	\$3,049,286	\$3,056,307
<b>Capital Debt</b>			
Current Maturities of Bonds and Notes	(62,705)	(59,425)	(255,255)
Noncurrent Maturities of Bonds	(2,113,878)	(2,072,073)	(1,736,526)
Deferred Outflows of Resources	24,717	9,873	12,033
Capital Lease Obligations	(311,633)	(452,067)	(430,004)
Total Capital Debt	<u>(2,463,499)</u>	<u>(2,573,692)</u>	<u>(2,409,752)</u>
<b>Net Investment in Capital Assets</b>	<u>\$ 502,641</u>	<u>\$ 475,594</u>	<u>\$ 646,555</u>

**METROPOLITAN ATLANTA RAPID TRANSIT AUTHORITY**  
**Management's Discussion and Analysis**

(Unaudited)  
(Dollars in Thousands)

**Long-Term Debt Administration**

MARTA issues Sales and Use Tax Revenue Bonds, Commercial Paper, and Variable Rate Bonds in a Floating Rate Note Mode to raise capital funds for construction, expansion, and rehabilitation of the transit system. The bonds and notes are payable from and secured by a first, second, and third lien on sales and use tax receipts.

The Fixed and Variable rate Bonds carry debt ratings of Aa3 by Moody's Investors Service, AA+ by Standard and Poor's and AA- from Fitch Rating Service. MARTA's total bond debt outstanding was \$2,176,583, \$2,131,498, and \$1,991,781 as of June 30, 2016, 2015, and 2014, respectively.

**Economic Condition and Outlook**

The U. S. GDP has recently experienced subpar growth. The dollar continues to strengthen as more investors move their investments towards the safe U. S. dollar as fear of the Brexit impact intensifies. Corporate investment has been negative; however, corporate investment is expected to grow after the presidential elections. Georgia's performance was similar to the U. S. economy. The Georgia labor market continues to be strong; however, it is expected to slow in 2017 and 2018. It is anticipated that Georgia will add 98,000 jobs in 2016, 75,100 jobs in 2017, and 69,800 jobs in 2018. Most of these jobs will be generated in the city of Atlanta.

Nominal personal income in Georgia is expected to grow 4.9% in 2016, improve to 5.4% in 2017, and rise to 5.5% in 2018. Georgia's unemployment growth will average around 5.4% and remain close to those levels through 2018.

For fiscal year 2016, total tax revenues increased by 9.4% as a result of higher income and motor vehicle-related tax receipts. Georgia's Total Tax Collections rose 7% in the fourth quarter of fiscal year 2016.

Atlanta's employment grew by 34,600 new jobs in the first half of 2016 benefiting from growth in construction and wholesale and retail trade. In 2017, the forecast calls for growth of 2.2% followed by an increase of 2.0% in 2018. Atlanta's unemployment rate is expected to decline from 5.6% in 2015 to 5.1% through 2018.

**Request for Information**

This financial report is designed to provide a general overview of MARTA's finances. Questions concerning any of the information provided in this report or request for additional financial information should be addressed to the Office of Accounting, Metropolitan Atlanta Rapid Transit Authority, 2424 Piedmont Road NE, Atlanta, GA 30324-3330.

**METROPOLITAN ATLANTA RAPID TRANSIT AUTHORITY**  
**Statements of Net Position**

June 30, 2016 and 2015  
(Dollars in Thousands)

	<b>2016</b>	<b>2015</b>
<b>ASSETS</b>		
<b>Current Assets:</b>		
Cash and cash equivalents	\$ 57,691	\$ 61,530
Investments	142,395	78,610
Material and Supplies Inventories	28,252	26,999
Sales Tax Receivables, Prepayments, and Other	116,492	148,172
Total Unrestricted Current Assets	344,830	315,311
Restricted Investments	312,783	310,341
Current Portion, Investment held to pay Capital Lease	4,169	4,257
Total Restricted Current Assets	316,952	314,598
Total Current Assets	661,782	629,909
<b>Noncurrent Assets:</b>		
Investment held to pay Capital Lease Obligations	413,786	522,074
Investment Derivatives	(2,218)	(1,828)
Total Restricted Noncurrent Assets	411,568	520,246
Capital Assets		
Land, non-depreciable	560,419	560,466
Rail System and Buildings	3,599,414	3,466,979
Transportation Equipment	1,336,657	1,324,787
Other	1,226,071	1,242,253
Less Accumulated Depreciation	6,722,561	6,594,485
Construction in Progress, non-depreciable	(4,063,703)	(3,892,094)
Capital Assets - Net	2,658,858	2,702,391
Other Noncurrent Investments	307,282	346,895
Other Bond Related Costs	2,966,140	3,049,286
Net Pension Asset	10,000	10,000
Other	510	871
Total Noncurrent Assets	1,844	1,844
Total Assets	3,390,062	3,635,324
4,051,844	4,265,233	
<b>DEFERRED OUTFLOWS OF RESOURCES</b>		
Deferred Outflow of Resources from Hedging	364	2,135
Deferred Outflow of Resources - Pension	127,939	41,269
Deferred Outflow of Resources - Debt Refunding	24,717	9,873
Total Deferred Outflows of Resources	153,020	53,277
Total Assets and Deferred Outflows of Resources	\$ 4,204,864	\$ 4,318,510

*The accompanying Notes to Financial Statements are an integral part of these statements.*

**METROPOLITAN ATLANTA RAPID TRANSIT AUTHORITY**  
**Statements of Net Position**

June 30, 2016 and 2015  
(Dollars in Thousands)

	2016	2015
<b>LIABILITIES</b>		
<b>Current Liabilities:</b>		
Total Current Liabilities Payable from Unrestricted Assets:		
Accounts and Contracts Payable	\$ 80,119	\$ 73,747
Salaries and Employee Benefits	18,721	25,389
Self-Insurance Accruals	17,619	17,156
Other Current Liabilities	5,381	3,303
Unearned Revenue	1,576	1,488
Total Current Liabilities Payable from Unrestricted Assets	123,416	121,083
Payable from Restricted Assets:		
Current Maturities of Sales Tax Revenue Bonds	62,705	59,425
Accrued Interest	42,228	42,933
Due to Federal Transportation Administration	-	116
Current Maturities of Obligations Under Capital Leases	4,036	4,117
Total Current Liabilities Payable from Restricted Assets	108,969	106,591
Total Current Liabilities	232,385	227,674
<b>Noncurrent Liabilities:</b>		
Sales Tax Revenue Bonds, Less Current Maturities, Unamortized Premium and Discount	2,113,878	2,072,073
Noncurrent Self Insurance Accruals	30,132	35,940
Other Long-term Liabilities	822	834
Unearned Revenue	28,084	40,181
Obligations Under Capital Leases	307,597	447,950
Derivative Liability - Commodity Swap	364	2,135
Net Pension Liability	140,666	96,185
Net OPEB Liability	809	819
Total Noncurrent Liabilities	2,622,352	2,696,117
Total Liabilities	2,854,737	2,923,791
<b>DEFERRED INFLOWS OF RESOURCES</b>		
Deferred Inflows of Resources Pension	2,567	1,756
Total Liabilities and Deferred Inflows of Resources	2,857,304	2,925,547
<b>NET POSITION</b>		
Net Investment in Capital Assets	502,641	475,594
Restricted for Debt service	145,154	142,733
Restricted for Other Projects	34,589	34,863
Restricted for Capital Projects	130,817	130,797
Restricted for Capital Leases	417,955	526,332
Restricted for Pension	127,939	94,346
Unrestricted	(11,535)	(11,702)
Total Net Position	\$ 1,347,560	\$ 1,392,963

*The accompanying Notes to Financial Statements are an integral part of these statements.*

**METROPOLITAN ATLANTA RAPID TRANSIT AUTHORITY**  
**Statements of Revenues, Expenses,**  
**And Changes in Net Position**

For the Years Ended June 30, 2016 and 2015  
(Dollars in Thousands)

	<b>2016</b>	<b>2015</b>
<b>Operating Revenues:</b>		
Fare Revenues	\$ 141,360	\$ 146,417
Other Revenues	11,052	10,777
Total Operating Revenues	152,412	157,194
<b>Operating Expenses:</b>		
Transportation	206,252	186,527
Maintenance and Garage Operations	143,576	131,276
General and Administrative	83,271	82,354
Depreciation	242,536	225,082
Total Operating Expenses	675,635	625,239
<b>Operating Loss</b>	<b>(523,223)</b>	<b>(468,045)</b>
<b>Nonoperating Revenues (Expenses):</b>		
Sales and Use Tax	409,718	377,743
Federal Revenues	76,289	82,643
Investment Income	1,568	604
Net Capital Lease Transaction Activity	32,057	5,128
Other Revenues	42,396	27,687
Loss on Sale of Property and Equipment	182	194
Interest Expense	(83,356)	(85,663)
Interest Expense Capitalized	179	818
Amortization of Financing Related Charges and Income from Derivative Activity	5,318	2,699
Other Nonoperating Expenses	(38,572)	(43,695)
Gain (Loss) on Investment Derivatives	(390)	607
Loss Before Capital Contributions	445,389	368,765
Capital Grants	(77,834)	(99,280)
Total	32,431	82,498
<b>Net Position:</b>		
Decrease in Net Position	(45,403)	(16,782)
Net Position, July 1	1,392,963	1,409,745
Net Position, June 30	\$ 1,347,560	\$ 1,392,963

*The accompanying Notes to Financial Statements are an integral part of these statements.*

**METROPOLITAN ATLANTA RAPID TRANSIT AUTHORITY**  
**Statements of Cash Flows**

For the Years Ended June 30, 2016 and 2015

(Dollars in Thousands)

	<u>2016</u>	<u>2015</u>
<b>Cash Flows from Operating Activities:</b>		
Cash Received from Providing Services	\$ 174,196	\$ 170,638
Cash Paid to Suppliers	(213,088)	(214,102)
Cash Paid to Employees	(255,905)	(232,962)
Net Cash Used by Operating Activities	<u>(294,797)</u>	<u>(276,426)</u>
<b>Cash Flows From Noncapital Financing Activities:</b>		
Sales and Use Tax Collections	409,846	373,848
Federal Operating Subsidy	108,826	59,823
Net Cash Provided by Noncapital Financing Activities	<u>518,672</u>	<u>433,671</u>
<b>Cash Flows From Capital and Related Financing Activities:</b>		
Proceeds from Issuance of Bond and Debt Related Derivative Receipts	97,087	198,429
Repayment of Bond Payable	(59,425)	(55,255)
Capital Contributions	32,431	73,106
Interest Paid on Revenue Bonds	(84,061)	(80,364)
Acquisition and Construction of Capital Assets	(150,071)	(217,035)
Net Cash Used by Capital and Related Financing Activities	<u>(164,039)</u>	<u>(81,119)</u>
<b>Cash Flows from Investing Activities:</b>		
Purchases of Investments	(2,778,561)	(1,999,454)
Proceeds from Sales and Maturities of Investments	2,713,318	1,930,420
Interest Received on Investments	1,568	604
Net Cash Used by Investing Activities	<u>(63,675)</u>	<u>(68,430)</u>
<b>Net Increase (Decrease) in Cash and Cash Equivalents</b>	<b>(3,839)</b>	<b>7,696</b>
<b>Cash and Cash Equivalents, Beginning of Year</b>	<b>61,530</b>	<b>53,834</b>
<b>Cash and Cash Equivalents, End of Year</b>	<b>\$ 57,691</b>	<b>\$ 61,530</b>
<b>Reconciliation of Operating Income to Net Cash Used by Operating Activities:</b>		
Operating Loss	\$ (523,223)	\$ (468,045)
Other Expenses (Revenues)	3,824	(16,007)
Adjustments to Reconcile Operating Loss to Net Cash Used by Operating Activities:		
Depreciation	242,536	225,082
Changes in Assets and Liabilities:		
Materials and Supplies Inventories	(1,253)	(1,124)
Prepayments and Other	(984)	1,922
Current Liabilities and Due Federal Transportation Administration	(3,588)	(13,500)
Deferred Revenue	(12,109)	(4,754)
Net Cash Used by Operating Activities	<u>\$ (294,797)</u>	<u>\$ (276,426)</u>
<b>Noncash Investing, Capital and Financing Activities:</b>		
Amortization of Financing Related Charges	\$ (5,318)	\$ 2,699
and Income from Derivative Activity	46,165	18,018
Increase (Decrease) in Fair Value of Investments	<u>\$ 40,847</u>	<u>\$ 20,717</u>
Net Noncash Investing, Capital and Financing Activities		

*The accompanying Notes to Financial Statements are an integral part of these statements.*

**METROPOLITAN ATLANTA RAPID TRANSIT AUTHORITY**  
**Notes to the Financial Statements**

**June 30, 2016 and 2015**  
(Dollars in Thousands)

**1. SUMMARY OF SIGNIFICANT ACCOUNTING POLICIES**

**Basis of Presentation** - The Metropolitan Atlanta Rapid Transit Authority ("MARTA" or the "Authority") was formed as a joint public instrumentality of the City of Atlanta and the counties of Fulton, DeKalb, Cobb, Clayton, and Gwinnett by action of the General Assembly of the State of Georgia (the "MARTA Act") to design and implement a rapid transit system for the Atlanta metropolitan area. MARTA operates a bus and rapid rail transportation system and continues to develop and construct further improvements to its integrated bus/rail transportation system.

In order to measure the costs of providing mass transportation services, the revenues from those services and required subsidies, MARTA has adopted the accounting principles and methods appropriate for a governmental enterprise fund. This complies with the MARTA Act and Sales Tax Bond Trust Indenture legal requirements that all accounting systems and records, auditing procedures and standards, and financial reporting shall conform to generally accepted principles of governmental accounting. The following is a summary of the more significant accounting policies of the Authority:

**Reporting Entity** - MARTA is a municipal corporation governed by a fourteen-member board of directors. As defined by the Governmental Accounting Standards Board ("GASB"), the financial reporting entity is comprised of the primary government and its component units. The primary government includes all departments and operations of MARTA, which are not legally separate organizations. Component units are legally separate organizations, which are fiscally dependent on MARTA or for which MARTA is financially accountable, or which raises and holds economic resources for the direct benefit of MARTA. An organization is fiscally dependent if it must receive MARTA's approval for its budget, levying of taxes, or issuance of debt. MARTA is financially accountable for an organization if it appoints a majority of the organization's board, and either a) has the ability to impose its will on the organization or b) there is the potential for the organization to provide a financial benefit to or impose a financial burden on MARTA. The reporting entity of MARTA consists solely of the primary government. MARTA has no component units.

MARTA is a jointly governed organization. Of its fourteen-member board, three members are appointed by Fulton County, four members by DeKalb County, two members by Clayton County, and three members by the City of Atlanta. In addition, the Commissioner of the State Department of Transportation and the Executive Director of the Georgia Regional Transportation Authority serve as *ex-officio* members of the Board. None of the participating governments appoint a majority of MARTA's Board and none have an ongoing financial interest or responsibility. None of the participating governments had any significant financial transactions with MARTA during fiscal years ended June 30, 2016 or 2015.

**METROPOLITAN ATLANTA RAPID TRANSIT AUTHORITY**  
**Notes to the Financial Statements**  
**June 30, 2016 and 2015**  
(Dollars in Thousands)

**1. SUMMARY OF SIGNIFICANT ACCOUNTING POLICIES** (continued)

**Basis of Accounting** - The accompanying basic financial statements are reported using the *economic resources measurement focus* on the *accrual basis of accounting*, under which revenues are recognized when earned and measurable and expenses are recognized when they are incurred, if measurable.

The preparation of financial statements in conformity with accounting principles generally accepted in the United States of America requires management to make estimates and assumptions that affect the reported amounts of assets and liabilities, and disclosure of contingent assets and liabilities at the date of the financial statements, and the reported amounts of revenues and expenses during the reporting period. Actual results could differ significantly from those estimates.

**Cash and Cash Equivalents** - MARTA considers all highly liquid debt securities with an original maturity of no more than three months at date of purchase to be cash equivalents except repurchase agreements and restricted investments, which are classified as investments.

**Investments** - MARTA's investments are reported at fair value based on quoted market prices. Guaranteed investment contracts, which are considered non-participating, are reported at amortized cost. U.S. Treasury and Agency obligations are reported at amortized cost if MARTA acquires them within one year of maturity. Investments in the State of Georgia Fund 1, a local government investment pool managed by the state of Georgia, Office of the State Treasurer, represent ownership of a portion of a large pool of investments. The pooled investments are not registered with the Securities and Exchange Commission ("SEC"), but are managed in a manner consistent with SEC's Rule 2a7 of the Investment Company Act of 1940. Accordingly, MARTA's investment in the Georgia Fund 1 has been determined based on the pool's share price as adjusted to market.

**Investments Held to Pay Capital Lease Obligations** - To fund certain future obligations under capital leases resulting from various Lease-in/Lease-out ("LLO") transactions, MARTA has invested funds in government agency bonds and notes, and guaranteed investment contracts. The maturities of these investments have been tied to the payment dates identified in the underlying LLO agreements.

**Derivative Financial Instruments** - Derivative financial instruments are reported at fair value. A hedging derivative instrument significantly reduces financial risk by substantially offsetting the changes in cash flows or fair values of the item the derivative is associated with. The annual changes in the fair value of a hedging derivative instrument are reported as deferred inflows and deferred outflows on the Statements of Net Position if meeting the requirements of an effective hedge. Derivative instruments not designated as an accounting hedge are classified as an investment derivative. Changes in fair values of investment derivative instruments, including hedging derivative instruments that are determined to be ineffective, are reported as nonoperating revenues (expenses) on the Statements of Revenues, Expenses, and Changes in Net Position. See Note 8 for further information on these instruments.



**METROPOLITAN ATLANTA RAPID TRANSIT AUTHORITY**  
**Notes to the Financial Statements**  
**June 30, 2016 and 2015**  
(Dollars in Thousands)

**1. SUMMARY OF SIGNIFICANT ACCOUNTING POLICIES** (continued)

**Inventories** - Materials (principally maintenance parts) and supplies inventories are stated at average cost and accounted for on the consumption method.

**Capital Assets** - Capital assets are carried at cost and depreciated using the straight-line method based on the estimated useful lives of the related assets, as follows:

Rail system and buildings	5-50 years
Transportation equipment	5-20 years
Other property and equipment	3-20 years

MARTA uses a three hundred dollar capitalization threshold for its capital assets. Donated properties are stated at their fair value on the date donated. When assets are sold or retired, the cost of the asset and related accumulated depreciation is removed from the accounts and the resulting gain or loss, if any, is charged to nonoperating revenue or expense.

Ordinary maintenance and repairs are charged to expense as incurred, while property additions and betterments are capitalized. MARTA capitalizes, as a cost of its constructed assets, the interest expense based upon the weighted average cost of borrowings of MARTA.

**Unearned Revenues** - Included in Unearned Revenues is the remaining unamortized balance of the unearned amounts from the lease/leaseback arrangements of certain rail cars and rail lines in 2001, 2002, 2003, and 2005. The unearned gains are being amortized over the remaining lives of the respective leases on a straight-line basis. It also includes the upfront cash received from the remediation net benefit in 2009, which is being amortized over the life of the related agreements. See Note 15 for further information.

**Bond Proceeds, Discount, Issue Costs, and Losses on Refundings** - Proceeds from the issuance of Sales Tax Revenue Bonds are initially deposited with the Bond Trustee in a Construction Fund as required by the Trust Indenture between MARTA and the Trustee. MARTA requisitions the funds as needed for construction of the transit system.

Bond discount is amortized using the bond outstanding method, over the term of the related debt. Losses on debt refunding are included in deferred outflows of resources and amortized over the shorter of the life of the refunded debt or the new debt, principally using the bond outstanding method. Debt issuance costs are fully expensed at issuance except for bond insurance costs which are amortized on a straight-line basis over the life of the related bond.

**Fare Revenues** - Passenger fares are recorded as revenue at the time of sales with the exception of stored cash value, which is recorded at the time services are performed.

## METROPOLITAN ATLANTA RAPID TRANSIT AUTHORITY

### Notes to the Financial Statements

June 30, 2016 and 2015

(Dollars in Thousands)

#### 1. SUMMARY OF SIGNIFICANT ACCOUNTING POLICIES (continued)

**Subsidies and Grants** - MARTA receives grant funds from the Federal Transportation Administration ("FTA") for a substantial portion of its capital acquisitions. Assets acquired in connection with capital grant funds are included in capital assets. These grants generally require a local funding match by MARTA at a stipulated percentage of total project costs. Capital grant agreements with FTA provide for FTA holding a continuing interest in properties acquired and restricting the use of such properties to providing mass transportation services.

Grants for capital asset acquisition, facility development, and rehabilitation are reported in the Statements of Revenues, Expenses, and Changes in Net Position, after nonoperating revenues and expenses as capital grants.

**Net Position** - Net position presents the difference between assets, liabilities, and deferred outflows/inflows of resources in the Statements of Net Position. Net position pertaining to investment in capital assets is reduced by the outstanding balances of any borrowing used for the acquisition, construction, or improvement of those assets. Net position components are reported as restricted when there are legal limitations imposed on their use by laws or regulations of other governments or external restrictions by creditors or grantors. Unrestricted net position may be designated for specific purposes at the option of the MARTA Board of Directors. If restricted and unrestricted net positions are available for the same purpose, then the restricted position will be used before the unrestricted position.

**Budgetary Controls** - An annual operating and capital budget is developed by MARTA's Management. After a public hearing the proposed budget is revised, if necessary, finalized and adopted by MARTA's Board of Directors.

The budget is prepared on the same basis of accounting as the financial statements except that depreciation, interest expense, gains (losses) on sale of property, unrealized gains (losses) on investments and other nonoperating expenses are not budgeted. Management control for the operating budget is maintained at the expenditure category levels. Management has flexibility of reprogramming funds in respective cost centers with approval of budget staff as long as the total budget authorization is not exceeded. Capital expenditures are controlled at the budget line item.

**Cost Allocation** - MARTA allocates certain general and administrative expenses to transit operations and also capitalizes certain of these expenses in construction in progress based on its cost allocation plan prepared in accordance with FTA guidelines. General and administrative expenses not allocable to either transit operations or construction in progress under FTA guidelines are reflected as nonoperating general and administrative expense in the accompanying Statements of Revenues, Expenses, and Changes in Net Position.

**Operating Revenues and Expenses** - Fare and parking revenue from transporting passengers, concessions, and advertising are reported as operating revenues.

Transactions that are capital, financing, or investing related, or which cannot be attributed to MARTA's transportation focus, are reported as nonoperating revenues. All expenses related to operating the bus and rail system are reported as operating expenses. Interest expenses, financing costs, and planning costs are reported as nonoperating expenses.

**METROPOLITAN ATLANTA RAPID TRANSIT AUTHORITY**  
**Notes to the Financial Statements**  
**June 30, 2016 and 2015**  
(Dollars in Thousands)

**1. SUMMARY OF SIGNIFICANT ACCOUNTING POLICIES** (continued)

**Compensated Absences** - MARTA employees are granted annual paid time off and vacation in varying amounts. A liability is recognized for amounts of accrued annual paid time off and vacation leave and related benefits attributable to services already rendered and for which it is probable that compensation will be paid. A liability for accumulated unused sick leave is not recognized since it is not paid upon termination or retirement. Upon retirement, unused accumulated sick leave may be counted as credited service for pension benefit calculation purposes.

**Adoption of New Accounting Pronouncements**

During the year ended June 30, 2016, MARTA adopted GASB Statement No. 72 *Fair Value Measurement and Application*. This Statement amends the GASB definitions of fair value to be consistent with the definition and principles provided in the Financial Accounting Standards Board (FASB) Accounting Standards Codification. The definition of *fair value* is the price that would be received to sell an asset or paid to transfer a liability in an orderly transaction between market participants at the measurement date. A fair value measurement assumes that the transaction would occur in the principal (or most advantageous) market for the asset or liability. Fair value is determined using one of three valuation approaches: market, cost, or income. The hierarchy is based on the valuation inputs used to measure the fair value of the asset. Level 1 inputs are quoted prices in active markets for identical assets; Level 2 inputs are significant other observable inputs; Level 3 inputs are significant unobservable inputs. Effects and applications of this Statement are discussed in detail in Note 8 of the Notes to the Financial Statements.

GASB Statement No. 76, *The Hierarchy of Generally Accepted Accounting Principles for State and Local Governments* ("GASB 76"), reduces the categories of authoritative GAAP in the GAAP hierarchy for state and local governments from four to two categories. The GAAP hierarchy consists of the sources of accounting principles used to prepare financial statements of state and local governmental entities in conformity with GAAP and the framework for selecting those principles. This Statement addresses the use of authoritative and non-authoritative literature in the event that the accounting treatment for a transaction or other event is not specified within a source of authoritative GAAP. The adoption of this standard had no effect on the Net Position of MARTA.

GASB Statement No. 73, *Accounting and Financial Reporting for Pensions and Related Assets That Are Not within the Scope of GASB Statement 68, and Amendments to Certain Provisions of GASB Statements 67 and 68* ("GASB 73"), established accounting and financial reporting requirements for state and local government employers and non-employer contributing entities (NCEs) that sponsor pensions that are not administered through trusts that meet the GASB's criteria. While the Statement includes clarifying amendments to Statements 67 and 68 that apply to all employers and NCEs, its primary focus is to establish accounting and financial reporting requirements for state and local government employers and NCEs that sponsor defined benefit or defined contribution pensions that are "not within the scope of Statement 68." This statement is not applicable to the Authority.

**METROPOLITAN ATLANTA RAPID TRANSIT AUTHORITY**  
**Notes to the Financial Statements**  
**June 30, 2016 and 2015**  
(Dollars in Thousands)

**1. SUMMARY OF SIGNIFICANT ACCOUNTING POLICIES** (continued)

***New Accounting Pronouncements Effective in Future Periods or Not Applicable***

GASB Statement No. 74, *Financial Reporting for Postemployment Benefit Plans Other Than Pension Plans* (“GASB 74”) proposes new accounting and reporting standards for state and local other postemployment benefit (OPEB) plans. It replaces Statement No. 43, and requires more extensive note disclosures and requires supplementary information for defined benefit OPEB plans. This statement is effective for MARTA’s fiscal year ending June 30, 2017.

GASB Statement No. 75, *Accounting and Financial Reporting for Postemployment Benefits Other Than Pensions* (“GASB 75”) applies to state and local government employers (and certain nonemployers) that sponsor OPEB. It replaces Statement no. 45, and requires governments to report a liability on the face of their financial statements for the OPEB provided. In Statement No. 75, the OPEB liability recognized in the employer’s financial statements should be the employer’s unfunded OPEB obligation. The net OPEB liability (NOL) is calculated as the employer’s total OPEB liability (TOL) minus the plan fiduciary net position (PFNP). The PFNP is essentially the fair market value of the plan assets held in trust to pay OPEB benefits. The TOL and PFNP are measured as of the measurement date and the resulting value of the NOL is recognized as a liability in the employer’s basic financial statements for the fiscal year. This statement is effective for MARTA’s fiscal year ending June 30, 2018.

GASB Statement No. 77, *Tax Abatement Disclosures* (“GASB 77”), requires governments that enter into tax abatement agreements to disclose: (1) Brief descriptive information concerning the agreement; (2) The gross dollar amount of taxes abated during the period; and 3) Commitments made by government, other than to abate taxes, that are part of the tax abatement agreement. This statement is not applicable to the Authority.

GASB Statement No. 78, *Pensions Provided Through Certain Multiple-Employer Defined Benefit Pension Plans* (“GASB 78”), amends the scope and applicability of Statement 68 to exclude pensions provided to employees of state or local governmental employers through a cost-sharing multiple-employer defined benefit pension plan that (1) is not a state or local government pension plan, (2) is used to provide defined benefit pensions both to employees of state or local governmental employers and to employees of employers that are not state or local government employers, and (3) has no predominate state or local government employer. This statement establishes requirements for recognition and measurement of pension expense, expenditures, and liabilities; note disclosure; and required supplementary information for pensions that have the characteristics described above. This statement is not applicable to the Authority.

GASB Statement No. 79, *Certain External Investment Pools and Pool Participants* (“GASB 79”) establishes criteria for an external investment pool to qualify for making the election to measure all of its investments at amortized cost for financial reporting purposes. An external investment pool qualifies for that reporting if it meets all of the applicable criteria established in this Statement. The specific criteria address (1) how the external investment pool transacts with participants; (2) requirements for portfolio maturity, quality, diversification, and liquidity; and (3) calculation and requirements of a shadow price. If an external investment pool does not meet the criteria established by this Statement, that pool should apply the provisions in paragraph 16 of Statement No. 31.

**METROPOLITAN ATLANTA RAPID TRANSIT AUTHORITY**  
**Notes to the Financial Statements**  
**June 30, 2016 and 2015**  
(Dollars in Thousands)

**1. SUMMARY OF SIGNIFICANT ACCOUNTING POLICIES (continued)**

This Statement establishes additional note disclosure requirements for qualifying external investment pools that measure all of their investments at amortized cost for financial reporting purposes and for governments that participate in those pools. Those disclosures for both the qualifying external investment pools and their participants include information about any limitations or restrictions on participant withdrawals. This statement is effective for MARTA's fiscal year ending June 30, 2017.

GASB Statement No. 82, *Pension Issues*, an amendment of GASB Statements No. 67, No. 68, and No. 73 ("GASB 82") addresses issues regarding (1) the presentation of payroll-related measures in required supplementary information, (2) the selection of assumptions and the treatment of deviations from the guidance in an Actuarial Standard of Practice for financial reporting purposes, and (3) the classification of payments made by employers to satisfy employee (plan member) contribution requirements. This statement is effective for MARTA's fiscal year ending June 30, 2017.

**2. CASH AND INVESTMENTS**

**Cash** - At June 30, 2016 and 2015, the carrying amounts of MARTA's total cash on hand were \$1,080 and \$1,185, respectively.

At June 30, 2016 and 2015, the carrying amounts of MARTA's total cash on deposit, including restricted assets, were \$56,611 and \$60,345, respectively.

The bank balances were \$55,731 and \$59,933, respectively. Of the bank balances at June 30, 2016 and 2015, \$503 and \$506, respectively, were covered by federal depository insurance and \$55,228 and \$59,427, respectively, were collateralized by government securities held by the pledging financial institution's trust department or agent in MARTA's name.

**Investments** - Georgia statutes authorize MARTA to invest in U.S. Government obligations, U.S. Government agency obligations, obligations of any instrumentality of the U.S. Government, or in repurchase agreements collateralized by any of the aforesaid securities, or in state of Georgia obligations, or in the state of Georgia sponsored investment pool or in other obligations or instruments as allowed by Georgia Law.

Under the terms of MARTA's Sales Tax Revenue Bond Trust Indenture, the Authority may not invest in securities with a remaining term to maturity greater than five years from the purchase date. In addition, MARTA requires that repurchase agreement collateral must have a market value ranging from 101% to 106% of the cost of the repurchase agreement, depending upon the maturity date and type of security. MARTA's policy states that collateral pledged for repurchase agreements and not delivered to MARTA's safekeeping agent must be held by the pledging bank's trust department in MARTA's name. Investments held and managed by an independent trustee are not subject to these restrictions.

**METROPOLITAN ATLANTA RAPID TRANSIT AUTHORITY**  
**Notes to the Financial Statements**  
**June 30, 2016 and 2015**  
(Dollars in Thousands)

**2. CASH AND INVESTMENTS (continued)**

As of June 30, 2016, MARTA had the following investments and maturities:

Investment Type	Measurement Method	Book Value	Investment Maturities (in Years)		
			Less than 1	1 - 5	6 - 10
Repurchase Agreements	Cost	\$ 121,922	121,922	\$ -	\$ -
U.S. Treasuries	Fair Value - Level 1	96,760	88,973	4,856	-
U.S. Agencies	Fair Value - Level 1	544,264	201,987	62,149	9,294
FDIC Public Funds	Cost	34,950	34,950	-	-
Certificate of Deposit	Cost	11,408	11,408	-	-
Guaranteed Inv Contracts	Amortized Cost	73,829	-	50,743	-
Investment Derivative	Fair Value - Level 2	(2,218)	-	-	-
<b>Total</b>		<b>\$ 880,915</b>	<b>\$ 459,240</b>	<b>\$ 117,748</b>	<b>\$ 9,294</b>

As of June 30, 2015, MARTA had the following investments and maturities:

Investment Type	Measurement Method	Book Value	Investment Maturities (in Years)		
			Less than 1	1 - 5	6 - 10
Repurchase Agreements	Cost	\$ 104,923	104,923	\$ -	\$ -
U.S. Treasuries	Fair Value - Level 1	97,869	85,688	5,208	4,553
U.S. Agencies	Fair Value - Level 1	457,841	161,820	62,649	6,285
FDIC Public Funds	Cost	24,097	24,097	-	-
Certificate of Deposit	Cost	16,538	13,562	2,976	-
Guaranteed Inv Contracts	Amortized Cost	224,014	-	141,964	-
Investment Derivative	Fair Value - Level 2	(1,828)	-	-	-
<b>Total</b>		<b>\$ 923,454</b>	<b>\$ 390,090</b>	<b>\$ 212,797</b>	<b>\$ 10,838</b>

**Interest Rate Risk** - is the risk that changes in interest rates will adversely affect the fair value of financial instruments or cash flows. As a means of limiting its exposure to this, MARTA's investment policy prohibits investments in U.S. Treasuries and Agencies and State Obligations with maturities greater than five years and six months at the date of purchase. The policy also limits Repurchase Agreements to three months from the date of purchase. Investments held and managed by an independent trustee are not subject to these restrictions.

**METROPOLITAN ATLANTA RAPID TRANSIT AUTHORITY**  
**Notes to the Financial Statements**  
**June 30, 2016 and 2015**  
(Dollars in Thousands)

**2. CASH AND INVESTMENTS (continued)**

**Credit Quality Risk** - is the risk that an issuer or other counterparty to an investment will not fulfill its obligations. The exposure of MARTA's debt securities to credit quality risk as of June 30, 2016, is as follows:

<u>Investment Type</u>	<u>Book Value</u>	<u>Credit Rating</u>	<u>Rating Agency</u>
Repurchase Agreements	121,922	A1/P-1	Moody's/S&P
U.S. Treasuries	96,760	AAA+/AA+	Moody's/S&P
U.S. Agencies	544,264	AAA/AA+	Moody's/S&P
FDIC Public Funds	34,950	AAA/AA+/FDIC	Moody's/S&P
Certificate of Deposit	11,408	AAA/AA+/FDIC	Moody's/S&P
Guaranteed Inv Contracts	73,829	A-2/P-2/A-/Baa1/Ba1	Moody's/S&P
Investment Derivative	(2,218)		
	<u>\$ 880,915</u>		

**Concentration of Credit Risk** - is the risk of loss that may be attributed to the magnitude of a government's investment in a single issuer. MARTA does not hold more than 5% in any single issuer, other than investments related to the U.S. Government.

**Custodial Credit Risk** - for an investment, custodial credit risk is the risk that, in the event of the failure of the counterparty, MARTA will not be able to recover deposits or will not be able to recover collateral securities that are in the possession of an outside party. Of MARTA's investments at June 30, 2016 and 2015, of \$880,915 and \$923,454, respectively, \$10,307 and \$10,225, respectively, are securities held by a trustee, not in the name of MARTA. These investments are the only securities not held in MARTA's name as per the terms of a trust agreement between MARTA and a railroad company.

**Foreign Currency Risk** - is the risk that changes in exchange rates will adversely impact the fair value of an investment. MARTA is not exposed to this risk and its investment policy does not provide for investments in foreign currency denominated securities.

**METROPOLITAN ATLANTA RAPID TRANSIT AUTHORITY**  
**Notes to the Financial Statements**  
**June 30, 2016 and 2015**  
(Dollars in Thousands)

**3. RESTRICTED ASSETS**

Restricted assets consist of the following at June 30:

	<u>2016</u>	<u>2015</u>
Restricted Cash and Investments:		
Sinking Fund	\$ 145,154	\$ 142,733
Railroad Trust Fund Agreement	10,000	10,000
Capital Asset Purposes	63,204	63,204
Proceeds from Real Estate Sales	55,554	55,554
Investment Held to Pay/ Capital Lease Obligation	417,955	526,331
Investment Derivatives	(2,218)	(1,828)
Other	38,871	38,850
Total Restricted Cash and Investments	728,520	834,844
Due to FTA	-	116
Total Restricted, Net of Related Debt	<u>\$ 728,520</u>	<u>\$ 834,728</u>

The amounts held in Sinking Funds are restricted for the payment of bond principal and interest as they become due and to the maintenance of the required reserve amounts (see Note 7).

Under the terms of the railroad trust fund agreement between MARTA and a railroad company (the "Railroad"), MARTA has agreed to pay certain costs of purchasing insurance to protect the Railroad against the risk of liability from injury or damage to MARTA's passengers, employees, and property which may result from the Railroad's operations. At June 30, 2016 and 2015, MARTA had placed certain investments in a special trust fund to guarantee its performance under this agreement. Interest earned on these funds is unrestricted.

Included in restricted cash and investments are certain investments which, under the MARTA Act and certain grant agreements, are held for repairing, rebuilding, or replacing capital assets and for a Georgia Department of Transportation project. Proceeds from sales of certain real estate and the interest earned thereon through June 30, 1988, have been restricted. For the period from July 1, 1988 to June 30, 2016, interest earned on these funds is unrestricted.

Investments held to pay capital lease obligations represent investments held by trustees to be used for capital lease payments under the Authority's LLO arrangements.



**METROPOLITAN ATLANTA RAPID TRANSIT AUTHORITY**  
**Notes to the Financial Statements**  
**June 30, 2016 and 2015**  
(Dollars in Thousands)

**4. SALES AND USE TAX**

MARTA receives proceeds from the collections of sales and use tax under the Rapid Transit Contract and Assistance Agreement with the City of Atlanta and the Counties of Fulton, DeKalb, and Clayton. The tax is levied at a rate of 1% until June 30, 2057 and 0.5% thereafter.

Under the law authorizing the levy of the sales and use tax, as amended May 5, 2015, MARTA is not restricted as to its use of the tax proceeds for operating purposes.

During the years ended June 30, 2016 and 2015, MARTA used 39% and 41%, respectively, of the sales and use tax proceeds to subsidize the net operating costs. MARTA apportions 48% of sales and use tax proceeds to operating costs. A summary of cumulative sales tax proceeds under-utilization activity for the years ended June 30 is as follows:

	<b>2016</b>	<b>2015</b>
Cumulative under-utilization, beginning of year	\$ 58,239	\$ 23,282
Under-utilization during year	37,012	34,957
Cumulative-under utilization, end of year	\$ 95,251	\$ 58,239

**5. FARE REVENUE**

The MARTA Act places certain requirements on the rates that MARTA is to charge for transportation services provided.

The rates charged to the public for transportation services must be such that the total transit related revenues are no less than 35% of the operating costs, exclusive of depreciation and amortization, and other costs and charges as provided in the Act, of the preceding fiscal year.

Under provisions of amendments to the MARTA Act, all revenues, except the sales and use taxes, are included in transit related revenues for purposes of this calculation.

Transit related revenues for the years ended June 30, 2016 and 2015 were 76.2% and 66.2%, respectively, of operating costs of the previous fiscal year as defined under the MARTA Act.

**METROPOLITAN ATLANTA RAPID TRANSIT AUTHORITY**  
**Notes to the Financial Statements**  
**June 30, 2016 and 2015**  
(Dollars in Thousands)

**6. CAPITAL ASSETS**

Capital asset activity for the year ended June 30, 2016 was as follows:

	Balance June 30, 2015	Additions	Decreases	Balance June 30, 2016
Capital Assets, not being depreciated:				
Land	\$ 560,466	\$ -	\$ (48)	\$ 560,418
Construction in progress	346,895	157,638	(197,250)	307,283
Total capital assets not being depreciated	907,361	157,638	(197,298)	867,701
Capital Assets being depreciated:				
Rail systems & buildings	3,466,979	144,745	(12,310)	3,599,414
Transportation equipment	1,324,787	30,477	(18,607)	1,336,657
Other	1,242,253	22,056	(38,238)	1,226,071
Total capital assets being depreciated	6,034,019	197,278	(69,155)	6,162,142
Less accumulated depreciation for:				
Rail systems & buildings	(2,037,929)	(99,239)	9,426	(2,127,742)
Transportation equipment	(874,490)	(75,993)	16,875	(933,608)
Other	(979,675)	(60,064)	37,386	(1,002,353)
Total accumulated depreciation	(3,892,094)	(235,296)	63,687	(4,063,703)
Total capital assets being depreciated, net	2,141,925	(38,018)	(5,468)	2,098,439
Capital Assets, net	\$ 3,049,286	\$ 119,620	\$ (202,766)	\$ 2,966,140

During the year ended June 30, 2016, there was an increase in assets being depreciated due to the addition of the new Brady facility, the Fire Protection System upgrade and the purchase of new Mobility vehicles. This increase was offset by the retirement of the old Brady facility and the write-off of abandoned projects.

**METROPOLITAN ATLANTA RAPID TRANSIT AUTHORITY**  
**Notes to the Financial Statements**  
**June 30, 2016 and 2015**  
(Dollars in Thousands)

**6. CAPITAL ASSETS (continued)**

Capital asset activity for the year ended June 30, 2015 was as follows:

	Balance June 30, 2014	Additions	Decreases	Balance June 30, 2015
Capital Assets, not being depreciated:				
Land	\$ 559,418	\$ 1,061	\$ (13)	\$ 560,466
Construction in progress	373,975	219,581	(246,661)	346,895
Total capital assets not being depreciated	933,393	220,642	(246,674)	907,361
Capital Assets being depreciated:				
Rail systems & buildings	3,373,998	93,592	(611)	3,466,979
Transportation equipment	1,280,656	92,456	(48,325)	1,324,787
Other	1,193,193	59,565	(10,505)	1,242,253
Total capital assets being depreciated	5,847,847	245,613	(59,441)	6,034,019
Less accumulated depreciation for:				
Rail systems & buildings	(1,946,636)	(91,901)	610	(2,037,929)
Transportation equipment	(849,871)	(71,496)	46,877	(874,490)
Other	(928,424)	(61,692)	10,441	(979,675)
Total accumulated depreciation	(3,724,933)	(225,089)	57,928	(3,892,094)
Total capital assets being depreciated, net	2,122,914	20,524	(1,513)	2,141,925
Capital Assets, net	\$ 3,056,307	\$ 241,166	\$ (248,187)	\$ 3,049,286

During the year ended June 30, 2015, new land parcels were listed as assets but are not being depreciated. The land additions cause the decrease in construction in progress to be greater than the increase in capital assets.

**METROPOLITAN ATLANTA RAPID TRANSIT AUTHORITY**  
**Notes to the Financial Statements**  
**June 30, 2016 and 2015**  
(Dollars in Thousands)

**7. LONG-TERM DEBT**

Long-term debt activity for the year ended June 30, 2016 was as follows:

Series	Year Issued	Principal Issued	Year of Maturity	Interest Rates	Balance		Outstanding Additions	Principal Retirements	Balance
					June 30, 2015	June 30, 2016			
Sales Tax Revenue Bonds:									
N*	1992	\$ 122,245	2019	4.60% - 6.25%	\$ 29,595	\$ -	\$ -	\$ (6,710)	\$ 22,885
P*	1992	296,755	2021	3.30% - 6.25%	57,235	-	-	(16,750)	40,485
2000A	2000	100,000	2026	Variable	95,600	-	-	(1,600)	94,000
2000B	2000	100,000	2026	Variable	95,700	-	-	(1,700)	94,000
2003A*	2003	103,075	2021	3.00% - 5.00%	-	-	-	-	-
2005A*	2005	190,490	2021	5.00%	140,895	-	-	(18,155)	122,740
2006A*	2006	163,890	2021	5.00%	115,470	-	-	(12,410)	103,060
2007A*	2007	145,725	2033	5.25%	145,725	-	-	-	145,725
2007B*	2008	389,830	2038	5.00%	389,830	-	-	(389,830)	-
2009A	2009	250,000	2040	4.25% - 5.25%	250,000	-	-	-	250,000
2012A*	2012	311,075	2041	3.00% - 5.00%	311,075	-	-	-	311,075
2012B*	2012	17,930	2021	4.00% - 5.00%	17,930	-	-	(1,100)	16,830
2013A*	2013	22,980	2021	3.00% - 5.00%	21,980	-	-	(1,000)	20,980
2014A	2015	-	2044	3.00% - 5.00%	286,700	-	-	-	286,700
2015A	2015	-	2045	5.00%	87,015	-	-	-	87,015
2015B	2015	88,485	2045	2.00% - 5.00%	-	88,485	-	-	88,485
2015C	2015	93,085	2029	5.00%	-	93,085	-	-	93,085
2016B	2016	242,985	2029	5.00%	-	242,985	-	-	242,985
Subtotal					2,044,750	424,555	(449,255)	(2,020,050)	2,020,050
Less portion due within one year					(59,425)	(3,280)	-	-	(62,705)
Plus unamortized premium (discount)					86,748	88,511	(18,726)	-	156,533
Sales Tax Revenue Bonds total long-term portion					<u>\$ 2,072,073</u>	<u>\$ 509,786</u>	<u>\$ (467,981)</u>	<u>\$ 2,113,878</u>	

**METROPOLITAN ATLANTA RAPID TRANSIT AUTHORITY**  
**Notes to the Financial Statements**  
**June 30, 2016 and 2015**  
(Dollars in Thousands)

**7. LONG-TERM DEBT (continued)**

Long-term debt activity for the year ended June 30, 2015 was as follows:

Series	Year Issued	Original		Year of Maturity	Interest Rates	Balance	Outstanding	Principal	Balance
		Principal Issued	Year of Maturity			June 30, 2014	Additions	Retirements	June 30, 2015
Sales Tax Revenue Bonds:									
N*	1992	\$ 122,245	2019	4.60% - 6.25%	\$ 35,905	\$ -	\$ (6,310)	\$ 29,595	
P*	1992	296,755	2021	3.30% - 6.25%	72,930	-	(15,695)	57,235	
2000A	2000	100,000	2026	Variable	97,200	-	(1,600)	95,600	
2000B	2000	100,000	2026	Variable	97,200	-	(1,500)	95,700	
2003A*	2003	103,075	2021	3.00% - 5.00%	-	-	-	-	
2005A*	2005	190,490	2021	5.00%	158,195	-	(17,300)	140,895	
2006A*	2006	163,890	2021	5.00%	127,320	-	(11,850)	115,470	
2007A*	2007	145,725	2033	5.25%	145,725	-	-	145,725	
2007B*	2008	389,830	2038	5.00%	389,830	-	-	389,830	
2009A	2009	250,000	2040	4.25% - 5.25%	250,000	-	-	250,000	
2012A*	2012	311,075	2041	3.00% - 5.00%	311,075	-	-	311,075	
2012B*	2012	17,930	2021	4.00% - 5.00%	17,930	-	-	17,930	
2013A*	2013	22,980	2021	3.00% - 5.00%	22,980	-	(1,000)	21,980	
2014A	2044	-	2044	3.00% - 5.00%	-	286,700	-	286,700	
2015A	2045	-	2045	5.00%	-	87,015	-	87,015	
Subtotal					1,726,290	373,715	(55,255)	2,044,750	
Less portion due within one year					(55,255)	(4,170)	-	(59,425)	
Plus unamortized premium (discount)					65,491	28,487	(7,230)	86,748	
Sales Tax Revenue Bonds total long-term portion					\$ 1,736,526	\$ 398,032	\$ (62,485)	\$ 2,072,073	

\*Refunding bonds

**Sales Tax Revenue Bonds** - Principal on all the Sales Tax Revenue Bonds (the "Bonds") is payable in an annual installment on July 1; interest is payable semi-annually on January 1 and July 1 on all Bonds except the Series 2000A and 2000B Bonds, which interest is payable on the first day of each month for the previous month. Series N and P Bonds are payable from and secured by a first lien on sales and use tax receipts. Series 2000A, 2000B, and 2003A Bonds are payable from and secured by a second lien on sales and use tax receipts. Series 2005A, 2006A, 2007A, 2009A, 2012A, 2012B, 2013A, 2015A, 2015B, 2015C, 2016A, and 2016B are payable from and secured by a third lien on sales and use tax receipts (Note 4).

**METROPOLITAN ATLANTA RAPID TRANSIT AUTHORITY**  
**Notes to the Financial Statements**  
**June 30, 2016 and 2015**  
(Dollars in Thousands)

**7. LONG-TERM DEBT** (continued)

The Series 2000A and 2000B Bonds are variable-rate sales tax revenue bonds. Each series was issued in the aggregate principal amount of \$100,000 each and was initially issued in the weekly mode. Interest in the weekly mode is payable on the first business day of each month for the previous month. In the fall of 2012, the Series 2000A Bonds were converted to a term rate utilizing a floating rate note structure. The interest rate on these bonds is based on a defined spread to the Securities Industry Financial Markets Association (SIFMA) index on a weekly basis and interest will be paid monthly for the previous month. The interest rates at June 30, 2015 on the Series 2000A and 2000B Bonds utilizing the weekly mode were 0.07% and 0.07%, respectively. Likewise, the interest rates at June 30, 2016 on the Series 2000A and 2000B Bonds were 0.04% and 0.04%, respectively. There are a variety of operational and financial covenants associated with the Bonds. Management believes that MARTA is in compliance with all such covenants.

Approximately half of the currently outstanding Bonds, except the Series 2000A and 2000B Bonds, are redeemable at the discretion of MARTA within 10 years from their issue date at redemption prices above par. The Series 2000A and 2000B Bonds are redeemable at par starting in January 2016. The Series 2000A and 2000B Bonds are redeemable at par upon 30 days' notice.

Annual debt service requirements on the Bonds outstanding at June 30, 2016 were as follows:

Year Ending June 30	Principal	Interest*	Total
2017	\$ 62,705	\$ 86,009	\$ 148,714
2018	65,885	85,250	151,135
2019	69,115	81,863	150,978
2020	72,690	78,359	151,049
2021	76,485	74,706	151,191
2022 to 2026	266,640	344,905	611,545
2027 to 2031	317,345	290,338	607,683
2032 to 2036	376,740	209,006	585,746
2037 to 2041	492,045	109,339	601,384
2042 to 2046	220,400	26,412	246,812
	<u>\$ 2,020,050</u>	<u>\$ 1,386,187</u>	<u>\$ 3,406,237</u>

\* Variable rate bond interest requirement computed at year-end rates.

In September 2013, MARTA's bonding authority was revalidated by the Superior Court of Fulton County to increase its bonding capacity. Under the revalidated terms of this Third Trust Indenture, MARTA is limited to issue an additional \$1,009,810 of Sales Tax Revenue Bonds. MARTA's Board established a debt limit for the Sales Tax Revenue Bonds. The total annual debt service on such bonds is limited to no more than 45% of projected sales tax receipts for each year.

**METROPOLITAN ATLANTA RAPID TRANSIT AUTHORITY**  
**Notes to the Financial Statements**  
**June 30, 2016 and 2015**  
(Dollars in Thousands)

**7. LONG-TERM DEBT** (continued)

MARTA received Board approval to pledge the new Clayton County Sales Tax to support the bond issues of the Authority. The indenture amendment, legal documentation, and proceedings for the bond validation were completed on November 3, 2015.

MARTA has pledged future sales tax revenues to repay \$2,176,583 in sales tax revenue bonds issued in 1992, 2000, 2003, 2005, 2006, 2007, 2008, 2009, 2012, 2013, 2015A, 2015B, 2015C, 2016A, and 2016B, of which \$2,113,878 is considered long-term debt. Proceeds from the bonds were used for the rehabilitation or expansion of MARTA's rail and bus systems. Principal and interest on the bonds are payable through 2046, solely from the sales tax revenues. Annual principal and interest on the bonds are expected to require no more than 45% of such net revenues. Principal and interest paid for in the years ended June 30, 2016 and 2015 were \$145,443 and \$134,072, respectively.

MARTA issued the Series 2015B bonds in the amount of \$88,485 to support the execution of the fiscal year 2016 Capital Budget. This transaction was priced on November 5, 2015 and closed on December 10, 2015.

Sales and use tax revenues are initially deposited into a Sinking Fund held by the bond trustee as required by the Bond Trust Indentures. At June 30, 2016 and 2015, the amounts held in the Sinking Funds exceeded the amounts required to be held pursuant to the Bond Trust Indentures. All such amounts are classified as restricted cash and investments in the Statements of Net Position.

Following is a summary of the activity in the Sinking Funds for the years ended June 30:

	<u>2016</u>	<u>2015</u>
Balance, Beginning of Year	\$ 142,733	\$ 133,089
Sales and Use Tax Proceeds	150,834	146,184
Investment Income	151	99
Principal and Interest Payments on Bonds	(145,443)	(134,072)
Debt refunding	(389,830)	-
Excess Sales Tax Withheld (Refunded)	386,611	(3,313)
Trustee Fees	98	746
Balance, End of Year	<u>\$ 145,154</u>	<u>\$ 142,733</u>

**METROPOLITAN ATLANTA RAPID TRANSIT AUTHORITY**  
**Notes to the Financial Statements**  
**June 30, 2016 and 2015**  
(Dollars in Thousands)

**8. DERIVATIVE FINANCIAL INSTRUMENTS**

The fair value balances and notional amounts of hedging and investment derivative instruments outstanding at June 30, 2016, and the corresponding changes in fair value of such derivative instruments for the year ended June 30, 2016, were as follows:

	Changes in Fair Value			
	Fiscal Year Classification	Change Amount	Year End Amount	Fair Value Notional
<b>Hedging Derivatives:</b>				
Natural Gas Commodity Swaps	Deferred Inflows of Resources	\$ 171	\$ 89	\$ 360
Diesel Commodity Swaps	Deferred Outflows of Resources	1,600	(453)	2,856
		<u>\$ 1,771</u>	<u>\$ (364)</u>	
<b>Investment Derivatives:</b>				
Forward delivery arrangements	Gain/Loss on Investment Derivatives	\$ (390)	\$ (2,218)	\$ 300,000
		<u>\$ (390)</u>	<u>\$ (2,218)</u>	
<p>The fair value balances and notional amounts of hedging and investment derivative instruments outstanding at June 30, 2015, and the corresponding changes in fair value of such derivative instruments for the year ended June 30, 2015, were as follows:</p>				
<b>Changes in Fair Value</b>				
	Fiscal Year Classification	Change Amount	Year End Amount	Fair Value Notional
<b>Hedging Derivatives:</b>				
Natural Gas Commodity Swaps	Deferred Inflows of Resources	\$ (323)	\$ (82)	\$ 30
Diesel Commodity Swaps	Deferred Outflows of Resources	(2,059)	(2,053)	1,848
		<u>\$ (2,382)</u>	<u>\$ (2,135)</u>	
<b>Investment Derivatives:</b>				
Forward delivery arrangements	Gain/Loss on Investment Derivatives	\$ 607	\$ (1,828)	\$ 300,000
		<u>\$ 607</u>	<u>\$ (1,828)</u>	



**METROPOLITAN ATLANTA RAPID TRANSIT AUTHORITY**  
**Notes to the Financial Statements**  
**June 30, 2016 and 2015**  
(Dollars in Thousands)

**8. DERIVATIVE FINANCIAL INSTRUMENTS** (continued)

Hedging derivative instruments must meet annual effectiveness tests. MARTA assessed whether the hedging derivatives were highly effective in offsetting changes in fair value or cash flows of hedged items.

A derivative is effective if changes in a hedgeable item divided by changes in derivative is within a range of 80% to 125% in absolute terms. The test is also met if changes in derivative divided by changes in hedgeable item falls within range of 80 to 125. The effective portion of changes in the fair value of derivatives that are designated and qualify as cash flow hedges are reported as deferred inflows and outflows in the Statements of Net Position. The gain or loss of the ineffective portion is recognized immediately in the Statements of Revenues, Expenses, and Changes in Net Position.

This risk could require MARTA to make a termination payment. MARTA mitigated the credit risk associated with its swaps by having entered into transactions with highly-rated counterparties. MARTA also mitigated its concentration of credit risk by having diversified its swap transactions across two different counterparties.

**Commodity Swap Agreements** - In order to help plan its diesel and natural gas costs for the fiscal year and to protect itself against price volatility in the market prices of the commodities, MARTA has entered into commodity swap agreements to hedge low sulfur diesel and natural gas costs. This would reduce the value of the contract and MARTA could sell the contract at a loss, or likewise if the index prices are higher, the value of the contracts would increase and MARTA could sell the contracts at a profit. It is possible that the index prices may be lower than the price at which MARTA committed to in the contracts. If MARTA continues to hold the contract until maturity, MARTA may make or receive termination payments to or from the counterparty to settle the obligation under the contract.

MARTA mitigated the credit risk associated with its swaps by having entered into transactions with highly-rated counterparties. MARTA also mitigated its concentration of credit risk by having diversified its swap transactions across two different counterparties.

Hedging derivative instruments must meet annual effectiveness tests. A derivative is effective if changes in a hedgeable item divided by changes in derivative is within a range of 80% to 125% in absolute terms. The test is also met if changes in derivative divided by changes in hedgeable item falls within range of 80 to 125. The effective portion of changes in the fair value of derivatives that are designated and qualify as cash flow hedges are reported as deferred inflows and outflows in the Statements of Net Position. The gain or loss of the ineffective portion is recognized immediately in the Statements of Revenues, Expenses, and Changes in Net Position.

MARTA has assessed whether the hedging derivatives were highly effective in offsetting changes in fair value or cash flows of hedged items. Based on the annual assessment, the commodity swap agreements met the effectiveness conditions of the dollar-offset method.

**METROPOLITAN ATLANTA RAPID TRANSIT AUTHORITY**  
**Notes to the Financial Statements**  
**June 30, 2016 and 2015**  
(Dollars in Thousands)

**8. DERIVATIVE FINANCIAL INSTRUMENTS (continued)**

Two contracts were terminated on June 30, 2016. A summary of agreements is as follows:

Date of Execution	Effective Dates	Termination Dates	Fixed Price	Counterparty	Net
					Settlement In FY 2016
<b>Natural Gas:</b>					
3/30/2016	7/1/2017	6/30/2018	2,865 MMBTU	JP Morgan Ventures	
12/9/2014	1/2/2015	12/31/2015	3,586 MMBTU	Canadian Imperial Bank of Commerce	\$ (128)
<b>Diesel:</b>					
6/24/2016	7/1/2017	6/30/2018	1,566 per gallon	JP Morgan Ventures	
6/24/2016	7/17/2016	6/30/2017	1,495 per gallon	Citi Energy, Inc.	
2/20/2015	7/1/2016	6/30/2017	2.01 per gallon	Canadian Imperial Bank of Commerce	
9/10/2014	9/10/2014	6/30/2016	2,7325 per gallon	JP Morgan Ventures	\$ (1,452)
6/5/2014	7/1/2014	6/30/2016	2,8015 per gallon	JP Morgan Ventures	\$ (1,521)

MARTA is exposed to the failure of the counterparty to fulfill the fuel contracts. The terms of the contracts include provisions for recovering the cost in excess of the guaranteed price from the counterparty should MARTA have to procure low sulfur diesel and natural gas on the open market.

MARTA assesses the effectiveness of the commodity swaps transactions and whether these derivatives were highly effective in offsetting fluctuations in fair value of cash flows of hedged commodities. Based on the annual assessment, the commodity swap agreements met the effectiveness conditions of the dollar-offset method.

**Forward Delivery Agreements** - MARTA has entered into these forward delivery arrangements for speculative purposes to obtain a higher long-term yield and not for the purpose of hedging any financial risk. Therefore, the fair value of these forward delivery arrangements will be classified as derivative investments in the Statements of Net Position and the gains or losses are reported as non-operating revenues (expenses) on the Statements of Revenues, Expenses, and Changes in Net Position. MARTA is required to make monthly deposits into debt service sinking funds for the principal and interest payments due semi-annually on its bonds. MARTA, via the trustee, currently invests these deposits in money market funds or short-term permitted investments that mature on or before the debt service payment dates.

On August 15, 2006, MARTA and its bond trustee, US Bank, entered into a debt service forward delivery agreement with the issuer, Bank of America, NA, with respect to the debt service fund related to Series N Bonds, issued in the original aggregate principal amount of \$122,245, Series P Bonds, issued in the original aggregate principal amount of \$296,755, and Series 2005A Bonds, issued in the original aggregate principal amount of \$190,490.

When MARTA entered into these agreements, an upfront cash payment of \$11,350 was received by MARTA which represented the present value of the future interest cash flows. The cash received was recorded as deferred revenue and is being amortized over the life of the agreements. The outstanding unamortized amount as of June 30, 2016 and 2015 is \$2,064 and \$2,780, respectively, and is included in unearned revenues on the Statements of Net Position.

**METROPOLITAN ATLANTA RAPID TRANSIT AUTHORITY**  
**Notes to the Financial Statements**  
**June 30, 2016 and 2015**  
(Dollars in Thousands)

**8. DERIVATIVE FINANCIAL INSTRUMENTS** (continued)

**Fair Value** - The forward delivery arrangements are classified as investment derivatives and are reported at fair value. Fair value is the price that would be received to sell an asset or paid to transfer a liability in an orderly transaction between market participants as of the measurement date. Fair value is determined using one of the following three valuation approaches:

- 1) **Market approach** - uses prices and other relevant information generated by market transactions involving identical or similar assets, liabilities, or groups of assets and liabilities. Using quoted market prices is a technique that is consistent with the market approach.
- 2) **Income approach** - converts future amounts (for example, cash flows or earnings) to a single current amount (such as would be determined by using the discounted present value technique). When the income approach is used, the fair value measurement reflects current market expectations about those future amounts. Acceptable valuation techniques include: present value techniques; option-pricing models, such as the Black-Scholes-Merton formula, and the multi-period excess earnings method, which is used to measure the fair value of certain intangible assets.
- 3) **Cost approach** - reflects the amount that would be required to replace the service capacity of an asset (often referred to as current replacement cost). From the perspective of a market participant (seller), the price that would be received for the asset is determined based on the cost to a market participant (buyer) to acquire or construct a substitute asset of comparable utility, adjusted for obsolescence. Obsolescence can be physical, functional (technical), or economic (external).

The fair market values of MARTA's forward delivery arrangements are not exchange-traded instruments that have a directly quotable price, and therefore are required to be valued using Level 2 inputs. Level 2 inputs, as described by GASB 72, are inputs other than quoted prices that are observable for the asset or liability, either directly or indirectly. Furthermore, if an asset or liability has specified term to maturity, then to qualify for Level 2 designation, an input must be observable for substantially the full term to maturity of the asset or liability. Level 2 inputs include the following:

- a) Quoted prices for similar assets or liabilities in active markets
- b) Quoted prices for identical or similar assets or liabilities in markets that are not active, that is, markets in which there are few transactions for the asset or liability, the prices are not current, or price quotations vary substantially either over time or among market makers (for example, some brokered markets), or in which little information is released publicly (for example, a principal-to-principal market).
- c) Inputs other than quoted prices that are observable for the asset or liability (for example, interest rates and yield curves observable at commonly quoted intervals, implied volatilities, prepayment speeds, loss severities, credit risks, and default rates).
- d) Inputs that are derived principally from corroborated by observable market data by correlation or other means (market-corroborated inputs).

**METROPOLITAN ATLANTA RAPID TRANSIT AUTHORITY**  
**Notes to the Financial Statements**  
**June 30, 2016 and 2015**  
(Dollars in Thousands)

**8. DERIVATIVE FINANCIAL INSTRUMENTS (continued)**

MARTA used Hilltop Securities' internally developed models that use readily observable market parameters as the inputs. The Hilltop valuation models use input parameters that are actively quoted and can be validated using external sources, including industry data services.

Regarding forward delivery agreements, Hilltop uses pricing models that incorporate the contractual terms of the swap, including: the deposit schedule, eligible securities, implied on-market rate on the trade date, and any upfront payments made. Level 2 market-based inputs used by Hilltop's forward delivery pricing models include: the term structure of interest rates as implied by the U.S. Treasury curve and by various swap curves; spreads for taxable and tax-exempt swap rates (risk premiums); spreads for credit risk(s); and discount factors derived from the London Interbank Offering Rate (LIBOR) swap curve. In order to calculate the fair market value of forward delivery agreements, Hilltop's valuation models calculate the present values of the residual cash flows of the remaining deposits as of the valuation date. The residual cash flows are based on the difference of the current on-market forward rate and the implied on-market rate as of the trade date of the transaction. The remaining residual cash flows are discounted using discount factors derived from the appropriate interest rate curve, the sum of these discounted cash flows result in a present value amount equal to the fair market value.

**9. BOND REFUNDINGS**

MARTA executed two bond refundings in fiscal year 2016; and one advanced forward delivery refunding to close on July 1, 2016, reported in Note 18 as a subsequent event.

MARTA issued the Series 2015C Bonds in the par amount of \$93,085 to partially refund the Series 2007B Bonds to reduce future debt service payments for the Authority. This transaction was priced November 5, 2015 and closed on December 10, 2015.

MARTA issued the Series 2016B Bonds in the par amount of \$242,985 to refund the remainder of the Series 2007B Bonds to reduce future debt payments for the Authority. This transaction was priced on February 4, 2016 and closed on March 1, 2016.

In prior years, MARTA has defeased various bond issues by creating separate irrevocable trust funds. New debt has been issued and the proceeds have been used to purchase U.S. Government securities that were placed in trust funds. The investments and fixed earnings from the investments are sufficient to fully service the defeased debt until the debt is called or matures. For financial reporting purposes, the debt has been considered defeased and, therefore, removed as a liability from MARTA's financial statements.

**METROPOLITAN ATLANTA RAPID TRANSIT AUTHORITY**  
**Notes to the Financial Statements**  
**June 30, 2016 and 2015**  
(Dollars in Thousands)

**10. CAPITAL LEASE OBLIGATIONS**

The Authority has entered into various LLO arrangements related to the leasing and subleasing of the Authority's rail cars, rail lines, and a rail maintenance facility. These agreements provide for the lease of certain Authority's rail capital assets to a financial party lessee and the sublease of such capital assets back to the Authority for a specified term.

The net present value of the future sublease payments has been recorded as capital lease obligations. The funds invested in U.S. Agency Bonds and Notes and Guaranteed Investment Contracts to fund these future capital lease obligations as they come due have been recorded as Investments Held to Pay Capital Obligations. Unrealized and realized gains and losses on these investments are recorded as nonoperating revenues and expenses in the Statements of Revenues, Expenses, and Changes in Net Position.

Due to recent interest of MARTA counterparties to terminate additional LLO transactions, MARTA was able to successfully negotiate the termination of nine transactions during the year ended June 30, 2016 and removed 176 rail cars from lease encumbrance. As a result, the Investments Held to Pay Capital Lease Obligation declined by \$108,376 and the corresponding Capital Lease Obligations declined by \$140,434 during the year ended June 30, 2016. Additionally, the unamortized deferred gain of \$9,110 which was recorded at the inception of the arrangement was fully recognized as non-operating revenues in the Statement of Revenues, Expenses, and Changes in Net Position in the year ended June 30, 2016. See Note 15 for additional information on the unearned revenue associated with the terminations.

The following table summarizes MARTA's capital lease/leaseback transactions as of the respective transaction dates:

Lease Date	Property	Fair Market Value At Closing Date	Prepayment Received on Head Lease from the Equity	Amount Invested to Satisfy Sublease Obligation	Cash Benefit Net of Fees	Repurchase Option Date	Sublease Termination Date
3/22/2001	6 Hitachi CQ 310 Rail Cars	\$ 13,800	\$ 3,933	\$ 2,932	\$1,001	1/15/2019	10/15/2020
3/22/2001	46 Franco Belge CQ 310 Rail Cars	82,800	19,853	15,764	4,089	1/15/2018	12/15/2018
3/22/2001	16 Hitachi CQ 310 Rail Cars	36,800	7,595	5,862	1,733	1/15/2020	12/15/2020
3/22/2001	28 Breda CQ 310 Rail Cars	78,400	19,168	13,286	5,882	10/15/2026	9/15/2027
3/22/2001	24 Hitachi CQ 310 Rail Cars	55,200	11,083	8,250	2,833	1/15/2020	12/15/2020
3/22/2001	46 Franco Belge CQ 310 Rail Cars	92,000	26,168	20,732	5,436	10/05/2017	9/15/2018
6/21/2001	14 Franco Belge CQ 310 Rail Cars	28,000	5,827	4,182	1,645	1/05/2019	12/15/2019
6/22/2001	10 Franco Belge CQ 310 Rail Cars	20,000	6,027	4,465	1,562	11/05/2017	10/15/2018
12/27/2001	8 Hitachi CQ 311 Rail Cars	20,000	4,166	2,244	1,922	1/05/2026	12/15/2026
12/27/2001	26 Hitachi CQ 311 Rail Cars	65,000	13,320	7,191	6,129	1/05/2026	12/15/2026
12/27/2001	14 Hitachi CQ 311 Rail Cars	35,000	7,296	3,930	3,366	1/05/2026	12/15/2026
9/27/2002	20 Breda CQ 312 Rail Cars	57,000	12,622	9,150	3,472	1/05/2026	12/15/2026
9/29/2005	30 Breda CQ 312 Rail Cars	93,300	16,274	11,376	3,839	1/02/2034	12/15/2034
9/29/2005	10 Breda CQ 312 Rail Cars	31,500	5,488	3,793	1,333	1/02/2034	12/15/2034
9/29/2003	Marta South Line	782,072	102,230	67,457	27,312	1/02/2032	12/15/2032

**METROPOLITAN ATLANTA RAPID TRANSIT AUTHORITY**  
**Notes to the Financial Statements**  
**June 30, 2016 and 2015**  
(Dollars in Thousands)

**10. CAPITAL LEASE OBLIGATIONS** (continued)

The following table shows the net book value of the rail cars and the south line under the lease/leaseback transactions as of June 30:

Lease Date	Property	Net Book Value 6/30/2016	Net Book Value 6/30/2015
3/22/2001	16 Hitachi CQ 310 Rail Cars	\$ 4,397	\$ 19,740
3/22/2001	28 Breda CQ310 Rail Cars	-	33,186
3/22/2001	46 Franco Belge CQ 310 Rail Cars	30,086	67,289
6/22/2001	24 Franco Belge CQ 310 Rail Cars	-	2,355
12/27/2001	48 Hitachi CQ 311 Rail Cars	-	28,887
9/27/2002	20 Breda CQ 312 Rail Cars	24,657	24,961
9/29/2005	40 Breda CQ 312 Rail Cars	42,185	50,884
9/29/2003	MARTA South Line	307,622	305,728

Due to the termination of LLO agreements, trust numbers 2001-1, 2001-4, and 2001-5 to 2001-11 were removed from the table above. Thirty rail cars were removed from the Hitachi CQ310's and 46 were removed from the Franco Belge CQ310 Rail cars. The 28 Breda, 24 Franco Belge, and the 48 Hitachi's were completely removed from the table above.

American Insurance Group ("AIG") and Ambac were participants in a majority of these structured lease transactions. The downgrade of AIG and Ambac ratings triggered, at the option of the counterparties, replacement of the Payment Undertaking Agreements and the surety bonds for 18 of the 19 transactions. Of the 18 transactions that fell below the threshold, replacement was requested for 16. None of MARTA's counterparties in these transactions declared a default. The statuses of these transactions are as follows:

- Included in the lease arrangements are various buyout option dates. Beginning in October of 2017 and ending in January of 2034, MARTA has to execute its intent to buy out the head lease to terminate the LLO agreements. Management has created a schedule of the various buyout option dates and has coordination activities in place to monitor the execution of these options.
- A collateral replacement of approximately \$14.0 million supporting the remediated transactions related to the 2001-2, 2001-3, and 2002-1 LLO arrangements will need to be in place on January 2, 2018, and can take the form of securities or a Letter of Credit. The replacement of collateral determination method and actual final collateral replacement amounts is not determinable at June 30, 2016.

**METROPOLITAN ATLANTA RAPID TRANSIT AUTHORITY**  
**Notes to the Financial Statements**  
**June 30, 2016 and 2015**  
(Dollars in Thousands)

**10. CAPITAL LEASE OBLIGATIONS** (continued)

The following is a schedule by year of the future minimum lease payments under these LLO arrangements as of June 30, 2016:

<u>Fiscal Year(s)</u>	<u>\$</u>
2017	4,036
2018	67,769
2019	18,218
2020	8,809
2021-2025	15,986
2026-2030	23,297
2031-2035	173,518
Present value of net minimum lease payments	<u>311,633</u>
Less: current principal maturities	<u>(4,036)</u>
Obligations under capital lease - long term	<u>\$ 307,597</u>

The liability of these leases changed in 2016 and 2015 as follows:

Outstanding - June 30, 2015	\$ 452,066
Net change in obligation	<u>(140,433)</u>
Outstanding - June 30, 2016	<u>\$ 311,633</u>

**METROPOLITAN ATLANTA RAPID TRANSIT AUTHORITY**  
**Notes to the Financial Statements**

**June 30, 2016 and 2015**

(Dollars in Thousands)

**11. PENSION PLANS**

**Plan Description** - MARTA maintains two single-employer defined benefit pension plans, the MARTA/ATU Local 732 Employees Retirement Plan, previously known as the Union Employees Retirement Plan (the "Union Plan") and Non-Represented Pension Plan (the "Non-Rep Plan"). The Union Plan provides pension for all members of Division No. 732 of the Amalgamated Transit Union and nonmembers who are represented by the Union for bargaining purposes. Union employees are eligible to participate in the Union Plan upon the completion of 60 days of full-time employment. The Non-Rep Plan originally provides pension for all full-time employees who were not active participants in the Union Plan. The Non-Rep Plan was closed on January 1, 2005 to all employees hired after that date, other than Union Plan transfers hired before January 1, 2005, and all Transit Police. The Non-Rep Plan has been subsequently closed to all Transit Police hired after December 31, 2014.

Prior to January 1, 2005, covered employees were eligible to participate in the Non-Rep Plan on the first date of employment; however, effective January 1, 2005, or January 1, 2015, for Transit Police, covered employees are eligible to participate in the MARTA Non-represented Defined Contribution Plan and Trust on the first date of employment.

The funding methods and determination of benefits for the defined benefit plans were established by the MARTA Act creating such plans and in general, provide that pension funds are to be accumulated from employee contributions, MARTA contributions, and income from the investment of accumulated funds.

The fiduciary net position, as well as additions to and deductions from the fiduciary net position, of the pension plans have been determined on the same basis as they are reported by the plans. The financial statements of the plans were prepared using the accrual basis of accounting. Member and employer contributions are recognized when due, pursuant to formal commitments and statutory requirements. Benefits and refunds of employee contribution are recognized when due and payable in accordance with the statutes governing the plans. Expenses are recognized when the liability is incurred, regardless of when payment is made. Investments are reported at fair value on a trade-date basis. The fiduciary net position of each of the Union and Non-Rep plans are reflected in the measurement of the plans' net pension liability, net pension assets, deferred outflows and inflows of resources related to pension, and pension expense.

Each plan is administered by a pension retirement committee. Each plan issues a publicly available financial report that includes financial information for that plan. Those reports may be obtained by writing the plan.

Non-Represented Pension Plan  
2424 Piedmont Road NE  
Atlanta, GA 30324  
(404) 848-4143

MARTA/ATU Local 732  
Employees Retirement Plan  
Administered by:  
Zenith American Solutions  
100 Crescent Centre Parkway  
Tucker, GA 30084  
(678) 221-5012



**METROPOLITAN ATLANTA RAPID TRANSIT AUTHORITY**  
**Notes to the Financial Statements**

**June 30, 2016 and 2015**

(Dollars in Thousands)

**11. PENSION PLANS (continued)**

**Benefits Provided** - The MARTA plans provide the retirement, disability, and death/survivor benefits. The retirement benefits are calculated under a step-rate benefit formula based on final average compensation (as defined), and multiplied by factors related to length of continuous service. All modifications to the pension plans must be supported by actuarial analysis and receive the approval of the MARTA Board of Directors and pension retirement committees.

Normal retirement under the Union Plan occurs when a participant reaches age 65 with 10 years of credit service. For the Non-Rep Plan, the participant must complete five years of credited service and attain age 62. The minimum pension benefit upon retirement with fewer than 25 years of credited service under the Union Plan is \$650 per month reduced by 10% for each full year or fraction thereof for less than 10 years of service. Also, the minimum monthly benefit is \$85 per month per year of credited service with 25 years or more of credited service. Under the Non-Rep Plan, the minimum monthly benefit is \$32.50 times credited service up to 30 years. Disability retirement benefits are determined in the same manner as retirement benefits. The continuation of retirement benefits to the participant's designated beneficiary is also provided by the plan. An employee who leaves MARTA may withdraw his or her contributions, plus any accumulated interest.

**Plan Membership** - The following schedule (derived from the most recent actuarial valuation report and reported in whole numbers) reflects membership for the plans as of January 1, 2016, for the Union Plan and Non-Rep Plan:

	Union	Non-Rep
Active Employees	2,553	713
Retirees and Members:		
Receiving Benefits	2,137	1,283
Inactive Vestees	311	119
Total	5,001	2,115

**Contributions** - MARTA's funding policy is to contribute a percentage of each plan's covered payroll as developed in the actuarial valuation for the individual plan. MARTA's contribution percentage is the actuarially determined amount necessary to fund plan benefits after consideration of employee contributions.

MARTA is required to contribute an actuarially determined amount annually to the pension plans. The required contributions amount is determined by an actuary using actuarial methods and assumptions approved by the pension/retirement committee and an additional amount to fund the unfunded accrued liability.

The contribution rates are a percentage of pensionable earnings that were at 8.09% for MARTA and 4.41% for employees with the Union Plan. The contribution rates, a percent of pensionable earnings, were at 42.31% for MARTA, 6% for plan employees, and 7.5% for Transit Police with the Non-Rep Plan (Closed Plan). For the year ended December 31, 2015, MARTA contributed \$20,114 for the Non-Rep Plan and \$8,630 for the Union Plan.

**METROPOLITAN ATLANTA RAPID TRANSIT AUTHORITY**  
**Notes to the Financial Statements**

**June 30, 2016 and 2015**

(Dollars in Thousands)

**11. PENSION PLANS (continued)**

**Actuarial Assumptions** - Actuarial valuations involve estimates of the value of reported amounts and assumptions about the probability of events far into the future. As results are compared to past expectations and new estimates are made about the future, actuarial determinations better reflect current and future conditions. Actuarial calculations consider a long-term perspective. Calculations reflect the substantive plan in effect as of January 1, 2016, and the current sharing pattern of costs between employer and employee.

	<u>Union</u>	<u>Non-Rep</u>
Pension Expense	\$19,984	\$22,213
Actuarial Valuation Date	01/01/16	01/01/16
Actuarial Cost Method	Entry Age Normal Cost Method	Entry Age Normal Cost Method
Amortization Method	Level Percentage of Pay (closed)	Fixed Dollar (closed)
Remaining Amortization Period	21 years; Open	8 years; Closed
Asset Valuation Method	Market Value	Market Value
Actuarial Assumptions		
Investment Rate of Return	7.50%	6.90%
Inflation	2.80%	2.50%
Projected Salary Increases: Inflation and Productivity		
Plan Members	4.50%	3.00%
Transit Police		3.50%
Cost of Living Adjustments (COLA)		
Merit or Seniority	3.00%	1.00%
	1.00%	1.00%
	per year	per year
Post Retirement Benefit Increases	none	none
Mortality Assumption		
Healthy	RP-2014 Blue Collar Mortality Table using 1/2 of Scale MP-2014.	RP-2000 Combined Health Mortality Table separated by Sex, Projection Scale BB to valuation date.
Disabled	RP-2014 Blue Collar Mortality Table using 1/2 of Scale MP-2014.	

**METROPOLITAN ATLANTA RAPID TRANSIT AUTHORITY**  
**Notes to the Financial Statements**  
**June 30, 2016 and 2015**  
(Dollars in Thousands)

**11. PENSION PLANS** (continued)

**Sensitivity of Net Pension Liability to Changes in the Discount Rate** - The following presents the net pension liability of the plans, calculated using the discount rate of 7.5% for the Union Plan and 6.9% for the Non-Rep Plan, as well as what the individual plans' net pension (asset)/liability would be if it were calculated using a discount rate that is 1-percentage-point lower or 1-percentage-point higher than the current rate:

	1% Decrease in		1% Increase in	
	Discount Rate	Discount Rate	Discount Rate	Discount Rate
Union Plan Discount Rate	6.50%	7.50%	7.50%	8.50%
Plan Net Pension Liability	\$ 70,523	\$ 16,949	\$ 16,949	\$ (28,579)
Non-Rep Plan Discount Rate	5.90%	6.90%	6.90%	7.90%
Plan Net Pension Liability	\$ 168,683	\$ 123,717	\$ 123,717	\$ 85,759

**Long-Term Expected Rate of Return** - The long-term expected rate of returns on the Union and Non-Rep Plan investments were determined using a building-block method in which best estimate ranges of expected future real rates of return are developed for each major asset class. These ranges were combined to produce the long-term expected rate of return by weighting the expected future real rates of return by the target asset allocation percentage and by adding expected inflation. Best estimates of arithmetic real rates of return for each major asset class included in the plans' target asset allocation are:

Asset Class	Union	Non-Rep
Domestic Large Cap Equity	5.20%	0.00%
Domestic Mid Cap Equity	5.50	
Domestic Small Cap Equity	5.80	
International Equity	5.50	4.75
Opportunistic Equity	5.60	
Domestic Fixed Income	0.90	0.50
US Broad Equity		4.85
Global Ex-US Equity		5.05
Alternatives/Convertibles	5.70	3.20

**Pension Liability, Pension Asset, Pension Expense, and Deferred Outflows of Resources and Deferred Inflows of Resources Related to Pension** - At June 30, 2016, MARTA reported a net pension liability of \$140,666.

The net pension liability was measured as of December 31, 2015 based on an actuarial valuation as of January 1, 2016.

**METROPOLITAN ATLANTA RAPID TRANSIT AUTHORITY**  
**Notes to the Financial Statements**  
**June 30, 2016 and 2015**  
(Dollars in Thousands)

**11. PENSION PLANS (continued)**

	Increase (Decrease)		
	Total Pension Liability (a)	Plan Fiduciary Net Position (b)	Net Pension Liability (a) - (b)
<b>Union Plan</b>			
<b>Change in Net Pension Liability</b>			
<b>Balance at 12/31/2014</b>	<b>\$ 482,759</b>	<b>\$ 535,836</b>	<b>\$ (53,077)</b>
<b>Changes for the year:</b>			
Service Cost	11,476	-	11,476
Interest	35,684	-	35,684
Net investment income (loss)	-	(7,547)	7,547
Changes in Benefit Terms	323	-	323
Difference between expected & actual experience	(1,763)	-	(1,763)
Changes in Assumptions	29,188	-	29,188
Contributions - Employer	-	8,630	(8,630)
Contributions - Employee	-	4,719	(4,719)
Benefit payments	(36,727)	(36,727)	-
Administrative expenses	(851)	(851)	-
Other changes	-	(920)	920
<b>Net Changes</b>	<b>37,330</b>	<b>(32,696)</b>	<b>70,026</b>
<b>Balance 12/31/2015</b>	<b>\$ 520,089</b>	<b>\$ 503,140</b>	<b>\$ 16,949</b>
<b>Non-Rep Plan</b>			
<b>Change in Net Pension Liability</b>		Increase (Decrease)	
	Total Pension Liability (a)	Plan Fiduciary Net Position (b)	Net Pension Liability (a) - (b)
<b>Balance at 12/31/2014</b>	<b>\$ 468,375</b>	<b>\$ 372,190</b>	<b>\$ 96,185</b>
<b>Changes for the year:</b>			
Service Cost	6,052	-	6,052
Interest	31,569	-	31,569
Net investment income (loss)	-	(2,994)	2,994
Difference between expected & actual experience	9,181	-	9,181
Contributions - Employer	-	20,114	(20,114)
Contributions - Employee	-	2,818	(2,818)
Member Buybacks	-	82	(82)
Benefit payments	(34,383)	(34,383)	-
Administrative expenses	-	(245)	245
Other changes	-	(505)	505
<b>Net Changes</b>	<b>12,419</b>	<b>(15,113)</b>	<b>27,532</b>
<b>Balance 12/31/2015</b>	<b>\$ 480,794</b>	<b>\$ 357,077</b>	<b>\$ 123,717</b>

**METROPOLITAN ATLANTA RAPID TRANSIT AUTHORITY**  
**Notes to the Financial Statements**  
**June 30, 2016 and 2015**  
(Dollars in Thousands)

**11. PENSION PLANS (continued)**

	Increase (Decrease)		
	Total Pension Asset (a)	Plan Fiduciary Net Position (b)	Net Pension (Asset) (a) - (b)
<b>Union Plan</b>			
<b>Change in Net Pension Asset</b>			
<b>Balance at 12/31/2013</b>	<b>\$ 474,549</b>	<b>\$ 526,203</b>	<b>\$ (51,654)</b>
<b>Changes for the year:</b>			
Service Cost	11,099	-	11,099
Interest	35,109	-	35,109
Net investment income	-	31,954	(31,954)
Difference between expected & actual experience	(2,287)	-	(2,287)
Contributions - Employer	-	8,077	(8,077)
Contributions - Employee	-	4,392	(4,392)
Benefit payments	(35,123)	(35,123)	-
Administrative expenses	(588)	(588)	-
Other changes	-	920	(920)
<b>Net Changes</b>	<b>8,210</b>	<b>9,633</b>	<b>(1,423)</b>
<b>Balance 12/31/2014</b>	<b>\$ 482,759</b>	<b>\$ 535,836</b>	<b>\$ (53,077)</b>
<b>Non-Rep Plan</b>			
<b>Change in Net Pension Liability</b>		Increase (Decrease)	
	Total Pension Liability (a)	Plan Fiduciary Net Position (b)	Net Pension Liability (a) - (b)
<b>Balance at 12/31/2013</b>	<b>\$ 445,249</b>	<b>\$ 362,573</b>	<b>\$ 82,676</b>
<b>Changes for the year:</b>			
Service Cost	5,602	-	5,602
Interest	31,475	-	31,475
Net investment income	-	19,929	(19,929)
Difference between expected & actual experience	4,158	-	4,158
Changes in Assumptions	15,914	-	15,914
Contributions - Employer	-	20,623	(20,623)
Contributions - Employee	-	2,902	(2,902)
Member Buybacks	-	44	(44)
Benefit payments	(34,023)	(34,023)	-
Administrative expenses	-	(384)	384
Other changes	-	525	(525)
<b>Net Changes</b>	<b>23,126</b>	<b>9,617</b>	<b>13,509</b>
<b>Balance 12/31/2014</b>	<b>\$ 468,375</b>	<b>\$ 372,190</b>	<b>\$ 96,185</b>

**METROPOLITAN ATLANTA RAPID TRANSIT AUTHORITY**  
**Notes to the Financial Statements**  
**June 30, 2016 and 2015**  
(Dollars in Thousands)

**11. PENSION PLANS** (continued)

For the year ended June 30, 2016, MARTA recognized pension expense of \$42,197.

At June 30, 2016, MARTA reported deferred outflows of resources and deferred inflows of resources related to pension from the following sources:

	<u>Deferred Outflows of Resources</u>	<u>Deferred Inflows of Resources</u>
<b>Balance of Deferred Outflows and Inflows Due to:</b>		
Net difference between projected and actual earnings on investments	\$ 65,258	\$ -
Change in benefit terms	246	-
Difference between expected and actual experience	10,769	(2,567)
Changes of assumptions	34,165	-
Employer contribution subsequent to the measurement date	17,501	-
Total	<u>\$ 127,939</u>	<u>\$ (2,567)</u>

For the year ended June 30, 2015, MARTA recognized pension expense of \$16,253.

At June 30, 2015, MARTA reported deferred outflows of resources and deferred inflows of resources related to pension from the following sources:

	<u>Deferred Outflows of Resources</u>	<u>Deferred Inflows of Resources</u>
<b>Balance of Deferred Outflows and Inflows Due to:</b>		
Net difference between projected and actual earnings on investments	\$ 9,826	\$ -
Changes in benefits terms	-	-
Difference between expected and actual experience	3,638	(1,756)
Changes of assumptions	13,925	-
Employer contribution subsequent to the measurement date	13,880	-
Total	<u>\$ 41,269</u>	<u>\$ (1,756)</u>

**METROPOLITAN ATLANTA RAPID TRANSIT AUTHORITY**  
**Notes to the Financial Statements**  
**June 30, 2016 and 2015**  
(Dollars in Thousands)

**11. PENSION PLANS** (continued)

\$17,501 and \$13,880 reported as deferred outflows of resources related to pensions resulting from contributions subsequent to the measurement date will be recognized as a reduction to the net pension liability in the years ended June 30, 2016 and June 30, 2015, respectively. Other amounts reported as collective deferred outflows and deferred inflows of resources to be recognized in pension expense as follows:

Year Ending June 30:	Deferred Outflows (Inflows) of Resources
2017	\$ 27,052
2018	27,052
2019	27,421
2020	19,798
2021	4,039
2022	2,509

**Defined Contribution Pension Plan**

**Plan Description** - MARTA maintains one single-employer defined contribution plan, the MARTA Non-represented Defined Contribution Plan and Trust (the "D.C. Plan"). The D.C. Plan provides pension for all full-time non-represented employees of MARTA who were hired on or after January 1, 2005, Transit Police hired on or after January 1, 2015, and to those members of the Non-Rep Plan who elected to transfer to this plan. Covered employees were eligible to participate on the first date of employment. The plan provisions and contributions requirements are established and may be amended by the pension retirement committee after approval by resolution of the MARTA Board of Directors. The plan is administered by a pension retirement committee and MassMutual is the trustee.

**Benefits Provided** - The MARTA D.C. Plan was established to provide retirement, disability, and death/survivor benefits. Normal retirement under the D.C. Plan occurs when a participant reaches the age of 65. If the participant terminated on or after his normal retirement date, he will receive 100% of the account. If the participant terminated before his normal retirement date, he shall be entitled to receive the vested percentage of the account based on years of service. Notwithstanding the retirement rules above, the participant's employer contribution account shall become 100% vested and not subject to forfeiture upon the occurrence of any of the following events: when an employee reaches normal retirement age, death, or becomes disabled.

**Contributions** - The contribution rates as a percent of earnings were at 6% for MARTA and 6% for employees with the D.C. Plan. Employer contributions to the D.C. Plan for the years ended June 30, 2016 and 2015 were \$2,423 and \$1,149, respectively. Employee contributions to the D.C. Plan for the years ended June 30, 2016 and 2015 were \$2,670 and \$2,339, respectively.

**METROPOLITAN ATLANTA RAPID TRANSIT AUTHORITY**  
**Notes to the Financial Statements**  
**June 30, 2016 and 2015**  
(Dollars in Thousands)

**12. EMPLOYEE BENEFITS**

**Deferred Compensation Plan** - MARTA has adopted a deferred compensation plan in accordance with Section 457 of the Internal Revenue Code (the "457 Plan").

The 457 Plan allows any employee to voluntarily defer receipt of up to 25% of gross compensation, not to exceed \$18 per year or if age 50 and over, not to exceed \$24 per year. All administration costs of the 457 Plan are deducted from the participant's account. The deferred amounts may be distributed to the employee upon retirement or other termination of employment, disability, death, or financial hardship (as defined). The 457 Plan's assets are held and administered by insurance providers. The Authority has no fiduciary relationship with the trust. Accordingly, the 457 Plan assets are not included in MARTA's Statements of Net Position.

**Other Postemployment Benefits** - In addition to providing pension benefits, MARTA provides certain health care benefits, life insurance, and transit passes for all retired employees and temporary disability payments for non-represented employees.

Non-represented employees, including police officers hired before July 1, 2004, and all represented employees who retire with a regular, disability, or early pension under one of the defined benefit pension plans from active service with MARTA are eligible until age 65 (maximum of 15 years) for health coverage. Life insurance and transit pass benefits continue for life. Participants can choose from several plan options and pay a portion of the cost of benefits. The cost for represented coverage varies by plan but is available at no cost to the retiree for the first 10 years after retirement and 50% of the cost for an additional five years, not to exceed 15 years.

These postemployment benefits are not offered to any non-represented employee, excluding police officers hired on or after July 1, 2004. The healthcare plan is a single-employer defined benefit plan.

MARTA's annual other postemployment benefit ("OPEB") cost is calculated based on the Annual Required Contribution of the Employer ("ARC"), an amount actuarially determined in accordance with the parameters of GASB Statement No. 45, *Accounting and Financial Reporting by Employers for Postemployment Benefits Other than Pensions*. The ARC represents a level of funding that, if paid on an ongoing basis, is projected to cover the normal cost each year and amortize any unfunded actuarial liabilities (or funding excess) with increasing payments over a period not to exceed 30 years. For the years ended June 30, 2016 and 2015, respectively, MARTA contributed \$21,973 and \$21,219 to its OPEB Plan (the "Plan").



**METROPOLITAN ATLANTA RAPID TRANSIT AUTHORITY**  
**Notes to the Financial Statements**  
**June 30, 2016 and 2015**  
(Dollars in Thousands)

**12. EMPLOYEE BENEFITS** (continued)

The following schedule (derived from the most recent actuarial valuation report) shows the components of MARTA's Annual OPEB costs for 2016 and 2015, the amounts actually contributed to the Plan, and changes in MARTA's Net OPEB (Obligation) Asset:

	<b>2016</b>	<b>2015</b>
<b>Per Actuarial Valuation</b>		
Annual Required Contribution	\$ 21,978	\$ 22,047
Interest on Net OPEB Obligation	(15)	(9)
Adjustment to OPEB Obligation	-	-
Annual OPEB Cost	21,963	22,038
Actual Employer Contributions	21,973	21,219
Increase in Net OPEB Obligation (Liability)	10	(819)
Beginning of Year	(819)	-
End of Year	\$ (809)	\$ (819)

Actuarial valuations of an ongoing plan involve estimates of the value of reported amounts and assumptions about the probability of occurrence of events in the future. Examples include assumptions about future employment, mortality, and healthcare trends. Amounts determined regarding the annual required contributions of the employer are subject to continual revision as actual results are compared with past expectations and new estimates are made about the future.

For the July 1, 2014 actuarial valuation, the Individual Entry Age Normal Actuarial Cost Method was used. Under the Entry Age Normal Actuarial Cost Method, the Normal Cost is computed as the dollar amount which, if paid from the earliest time each participant would have been eligible to join the Plan if it then existed (entry age) until their retirement, termination, or death, would accumulate with interest at the rate assumed in the valuation to an amount sufficient to pay all benefits under the Plan. The total Normal Cost for the Plan is determined by adding the Normal Costs for each individual participant.

The Actuarial Accrued Liability under this cost method is the excess of: (a) the Present Value of Future Benefits determined in accordance with the provisions of the Plan over (b) the Present Value of Future Normal Costs. The Unfunded Actuarial Accrued Liability is the excess of the Actuarial Accrued Liability over the Actuarial Value of Assets. Under this cost method, experience gains or losses, i.e., decreases or increases in accrued liabilities attributable to deviations in experience from the actuarial assumptions decrease or increase the Unfunded Actuarial Accrued Liability.

The amortization method used is a 30-year closed level percent of pay formula; no payroll growth was assumed for amortization purposes. There are currently 22 years remaining in the amortization period. For the purposes of the fiscal years 2016 and 2015 actuarial valuations, a discount rate of 7.0% was used for both years. The Plan changed the long-term discount rate assumption from 4.7% used in the initial valuation to 7.5% in connection with the establishment of an exclusive trust.

**METROPOLITAN ATLANTA RAPID TRANSIT AUTHORITY**  
**Notes to the Financial Statements**  
**June 30, 2016 and 2015**  
(Dollars in Thousands)

**12. EMPLOYEE BENEFITS (continued)**

This trust was established in the 2008-2009 Plan year and, currently, no audited GAAP basis report is available for the Plan. The Authority has no fiduciary relationship with the referenced trust. Accordingly, the OPEB Plan assets are not included in MARTA's Statements of Net Position.

The actuarial assumptions do not employ an explicit general inflation assumption. Rather, general expense inflation is taken into consideration in setting each of several assumptions including a long-term investment return (discount rate) assumption, a medical expense inflation assumption, a salary increase assumption, and an administrative expense assumption.

The healthcare trend rate used for determining the cost of future benefits for the Plan was 8.5% for 2016 and 2015.

MARTA's annual OPEB cost, the percentage of annual OPEB cost contributed to the Plan, and the net OPEB obligation for fiscal year 2016 and the two preceding fiscal years were as follows:

<b>Fiscal Year Ended June 30</b>	<b>Annual OPEB Cost</b>	<b>Percentage of Annual OPEB Cost Contributed</b>	<b>Net OPEB Obligation Asset (Liability)</b>
2014	\$ 20,625	100%	\$ -
2015	22,038	100	(819)
2016	21,963	100	(809)

The funded status of the Plan as of June 30, 2016 was as follows:

Actuarial Accrued Liability (AAL)	\$ 209,945
Actuarial Value of Plan Assets	50,337
Unfunded Actuarial Accrued Liability (UAAL)	<u>\$ 159,608</u>
Funded Ratio	24.0%
Covered Payroll	\$ 188,840
UAAL as a Percentage of Covered Payroll	84.5%

**METROPOLITAN ATLANTA RAPID TRANSIT AUTHORITY**  
**Notes to the Financial Statements**  
**June 30, 2016 and 2015**  
(Dollars in Thousands)

**12. EMPLOYEE BENEFITS (continued)**

The schedule of funding progress of the Plan for the last three years was as follows:

Actuarial Valuation Date	Actuarial Value of Assets (a)	Accrued Liability (AAL)		Funded Ratio (a/b)	Unfunded AAL (UAA) (b-a)		Covered Payroll (c)	UAA as a Percentage of Covered Payroll ((b-a)/c)
		Individual Entry Age (b)						
6/30/2013	\$33,684	\$197,230	17.1%	\$163,546	\$195,989	83.4%		
6/30/2014	44,166	206,701	21.4	162,535	181,842	89.4		
6/30/2015	50,337	209,945	24.0	159,608	188,840	84.5		

The Plan covers both Union and Non-Represented employees. The chart below details this dissection of fully eligible and not yet fully eligible active participants (all numbers presented as whole numbers).

Active Participants	Union		Non-Rep		Total
Fully Eligible		235		312	547
Not Yet Fully Eligible		2,197		286	2,483
Total Number of Lives		<u>2,432</u>		<u>598</u>	<u>3,030</u>

**13. RISK MANAGEMENT**

MARTA is exposed to various risks of loss related to torts, theft of, damage to, or destruction of assets; errors or omissions; injuries to employees; or acts of God. MARTA is self-insured for workers' compensation risks and public liability and property damage claims up to \$5,000 per occurrence. MARTA carries liability insurance for amounts exceeding the self-insured limits. For property and casualty insurance, the coverage over the self-insured retention is \$5,000 to \$150,000.

There have been no significant reductions in insurance coverage during the years ended June 30, 2016 and 2015, and the amount of claims settlements did not exceed insurance coverage in any of the past three years.

**METROPOLITAN ATLANTA RAPID TRANSIT AUTHORITY**  
**Notes to the Financial Statements**  
**June 30, 2016 and 2015**  
(Dollars in Thousands)

**13. RISK MANAGEMENT (continued)**

The changes in the liabilities for self-insurance for the years ended June 30, 2016 and 2015 are as follows:

	<b>Workers' Compensation</b>	<b>Public Liability and Property Damage</b>	<b>Health and Dental</b>
Balance, June 30, 2014	\$ 27,059	\$ 18,635	\$ -
Incurring claims, net of any changes	18,991	5,943	-
Payments	<u>(9,397)</u>	<u>(8,135)</u>	<u>-</u>
Balance, June 30, 2015	36,653	16,443	-
Incurring claims, net of any changes	8,101	2,653	-
Payments	<u>(9,709)</u>	<u>(6,390)</u>	<u>-</u>
Balance, June 30, 2016	<u>\$ 35,045</u>	<u>\$ 12,706</u>	<u>\$ -</u>
Due within one year	<u>\$ 12,260</u>	<u>\$ 5,359</u>	<u>\$ -</u>

Liabilities are reported when it is probable that a loss has occurred and the amount of the loss can be reasonably estimated. Liabilities include an amount for claims that have been incurred but not reported and incremental claims adjustment expenses.

Claim liabilities are calculated considering the effects of inflation, recent claim settlement trends including frequency and amount of payouts, and other economic and social factors.

MARTA also provides employee health insurance which includes medical, vision, pharmacy drugs, dental, critical illness, and life insurance. All the medical plans have both specific and aggregate stop loss insurance coverage.

**14. DEFERRED OUTFLOWS AND INFLOWS OF RESOURCES**

Deferred outflows of resources are a consumption of net assets by MARTA that is applicable to a future period and has a positive effect on net position similar to assets.

Deferred inflows of resources are an acquisition of net assets by MARTA that is applicable to a future period and has a negative effect on net position similar to liabilities.

**METROPOLITAN ATLANTA RAPID TRANSIT AUTHORITY**  
**Notes to the Financial Statements**  
**June 30, 2016 and 2015**  
(Dollars in Thousands)

**15. UNEARNED REVENUE**

From the years ended June 30, 2001 to 2007, MARTA entered into several agreements to lease a number of its rail cars: the Avondale Rail Maintenance Facility, the East Rail Line (from Five Points station to Indian Creek station), and the South Rail Line (from Five Points station to Airport station). MARTA then leased these same assets back from the third-party investors as a capital sublease. The effect of the transaction was to transfer the tax benefits of ownership to the investors; in exchange, MARTA received cash consideration equal to the difference between the lease and sublease payments. The total consideration net of expenses as of June 30, 2007 was \$105,300. Since that time, a number of these arrangements have been terminated. MARTA is required to maintain the cars and the stations at an operating level over the life of the sublease as specified in the terms of the lease agreements. Because of the ongoing maintenance and renovation expenditures required to meet this operating level, the net proceeds were recorded as unearned and are being amortized over the life of the respective leases (approximately 18.5 years to 32 years) on a straight-line basis.

During the years ended June 30, 2016 and 2015, the unamortized portion of unearned revenue for the South Line agreement was \$19,437 and \$20,700, respectively, and \$1,000 and \$10,942, respectively, for the Rail Cars agreements.

**16. COMMITMENTS AND CONTINGENCIES**

**Commitments** - MARTA's long-range plan provides for the planning, construction, financing, and operation of a rapid transit system in multiple phases, consisting of approximately 60 miles of double track and 45 stations, of which 47.6 miles and 38 stations were in service June 30, 2016. At June 30, 2016, MARTA was committed to future capital expenditures for various other projects.

The FTA has provided the majority of the funds required to construct phase A (13.7 miles) and phase B (9.7 miles) of the system with four grants totaling approximately \$1,232,400 in federal funds. Additionally, FTA has provided \$290,318 in federal funds for phase C (10.6 miles), \$133,400 for phase D (10.3 miles), and \$370,189 for phase E (3.0 miles). The remaining costs of the system have been financed through sales and use tax revenues, Sales Tax Revenue Bonds, and investment income.

FTA has also authorized other grant funds for the construction of a bus rapid transit (BRT) system, bus transit facilities, railcars, buses, replacement and rehabilitation of transit operating equipment, development work for construction support techniques, upgrading the fire protection system, and other purposes not directly related to the rail construction program.

MARTA plans to fund its committed projects through the unencumbered capital portion of its sales tax, future new bond proceeds, issuance of short-term variable rate debt, and federal and state capital grants. MARTA also has lease and interest revenue and capital reserves available to supplement its needs.

On November 5, 2015, MARTA entered into contract with MV Transportation, Inc. for the operations and maintenance of mobility (paratransit) services. This is a three-year contract with two option years in the amount of \$116,867. The cost of services is based on a fixed price Authority's discretion.

**METROPOLITAN ATLANTA RAPID TRANSIT AUTHORITY**  
**Notes to the Financial Statements**  
**June 30, 2016 and 2015**  
(Dollars in Thousands)

**16. COMMITMENTS AND CONTINGENCIES (continued)**

MV Transportation, Inc. provides operations and maintenance of MARTA mobility services, which include all primary functions except certification/eligibility, reservations and customer service responses. MV Transportation, Inc. operates paratransit services out of MARTA's Brady Garage facility using MARTA's existing fleet of Mobility vehicles/L-vans. MARTA supplies all fuel for revenue operations and collects all passenger revenue. MV Transportation, Inc. began revenue services May 21, 2016.

During the year ended June 30, 2001, MARTA began a Transit Oriented Development Program whereby MARTA ground leases office, retail, and residential space. The AT&T Towers and related parking and retail space were completed in October 2002. Ground lease agreements for these initial TOD projects provide for various payments to be made to MARTA over a number of years. In 2013 MARTA began pursuing new opportunities in joint development. As of October 2015, MARTA has identified development partners at five rail stations: King Memorial, Edgewood/Candler Park, Avondale, Brookhaven/Oglethorpe, and Chamblee. Development partners for the proposed Oakland City and Arts Center Station TODs should be identified by December 31, 2015.

MARTA leases air rights and ground over and adjacent to its stations to third parties for the construction of mixed-use developments.

Future lease payments scheduled to be received under non-cancelable operating leases are as follows at June 30, 2016.

<u>Fiscal Year</u>	<u>Amount</u>
2017	\$ 7,163
2018	7,841
2019	8,658
2020	8,821
2021	8,820
	<u>\$ 41,303</u>

**Contingencies** - MARTA is a defendant in several lawsuits relating to alleged personal injuries, and alleged damages to property and business as a result of its operations. Claims have also been filed with MARTA which, for the most part, relate to alleged changes and/or conditions imposed on various contractors by MARTA beyond those provided for in the original contracts.

In addition, FTA periodically audits costs relating to the federal grants. Any costs that are ultimately determined to be non-allowable under the provisions of a federal capital grant will require funding from local funds. The outcome of the above matters is not presently determinable; however, management believes the ultimate resolution of these matters will not materially affect the financial statements of MARTA.

**METROPOLITAN ATLANTA RAPID TRANSIT AUTHORITY**  
**Notes to the Financial Statements**  
**June 30, 2016 and 2015**  
(Dollars in Thousands)

**17. POLLUTION REMEDIATION OBLIGATION**

GASB Statement No. 49, *Accounting and Financial Reporting for Pollution Remediation Obligations*, details the circumstances under which the estimated liability for remediation of the detrimental effects of existing pollution should be recorded in the financial statements.

MARTA has three active bus facilities and a closed maintenance facility at which underground fuel storage tanks have released fuel at various times in prior years. MARTA has for a number of years, and continues to use various methods to remediate the effects of these releases.

In prior years, MARTA was named as a potentially responsible party (PRP) for the cleanup of the Crimes Landfill located in Gwinnett County, Georgia. However, during fiscal year 2013, MARTA paid \$240.3 to the Crimes Landfill Trust in return for release of any and all liabilities in regard to the site.

MARTA estimates that \$6,611 and \$7,707 is its obligation to remediate the sites at the bus and maintenance facilities at June 30, 2016 and 2015, respectively, which is included in current liabilities on the Statements of Net Position.

**18. SUBSEQUENT EVENT**

While MARTA is fully hedged for the fiscal year 2017 budget period, MARTA may execute additional fuel hedge contracts to facilitate hedging for the fiscal years 2018 and 2019. Fuel Swap transactions will be determined through a bid process conducted at points in fiscal years 2017 and 2018 as dictated by market conditions. MARTA may also choose to use an established brokerage account to procure individual futures contracts to hedge against budget volatility. The purchases and settlements will be executed and settled by the Cash Management Branch. These contracts will be executed to hedge fiscal years 2018 and 2019 at levels not to exceed 75% of the forecast usage for any year.

MARTA entered into a private placement, advanced forward delivery refunding of the 2006A Bonds resulting in the issuance of the 2016A Bonds in a par amount of \$90,260. As a result, future debt payments for the Authority were reduced. The transaction was priced on March 5, 2015 and closed on July 1, 2016.

Advanced refunding for Series 2016A Bonds scheduled to close on July 1, 2016 was priced and agreed upon on March 5, 2015. Once in place, the new Series 2016A Bonds will reduce MARTA's debt service by an additional \$5.76 million.

**METROPOLITAN ATLANTA RAPID TRANSIT AUTHORITY**  
**Supplemental Schedule of Changes in the Net Pension Liability and Related Ratios**  
**Year Ended June 30, 2016**  
(Dollars in Thousands)

	<u>UNION</u>					
	<i>Plan Year Ending</i>	<u>2015</u>	<u>2014</u>	<u>2013</u>	<u>2012</u>	<u>2011</u>
<b>Total Pension Liability:</b>						
Service Cost	\$ 11,476	\$ 11,099	\$ 11,004	\$ 9,870	\$ 10,114	
Interest	35,684	35,109	34,672	34,932	34,847	
Change of Benefit Terms	323	-	-	-	-	
Difference between Expected and Actual Experience	(1,763)	(2,287)	(5,092)	(17,095)	2,283	
Change in Assumptions	29,188	-	-	-	(16,182)	
Benefit Payments, including member contributions refunds	(36,727)	(35,123)	(33,491)	(30,075)	(28,207)	
Administrative Expense	(851)	(588)	(553)	(549)	(583)	
Net Change in Total Pension Liability	37,330	8,210	6,540	(2,917)	2,272	
<b>Total Pension Liability</b>						
Beginning of the Year	482,759	474,549	468,009	470,926	468,654	
Net Increase (Decrease)	37,330	8,210	6,540	(2,917)	2,272	
Total Pension Liability End of the Year	<u>\$ 520,089</u>	<u>\$ 482,759</u>	<u>\$ 474,549</u>	<u>\$ 468,009</u>	<u>\$ 470,926</u>	
<b>Plan Fiduciary Net Position:</b>						
Employee Contributions	\$ 4,719	\$ 4,392	\$ 4,812	\$ 4,521	\$ 3,671	
Employer Contributions	8,630	8,077	8,839	6,218	6,941	
Members Buybacks (portability, reemployment, transfers)	-	-	-	-	-	
Net Investment Income (Loss)	(7,547)	31,954	84,100	47,576	456	
Benefits Payments, including member contributions refunds	(36,727)	(35,123)	(33,491)	(30,075)	(28,207)	
Administrative Expense	(851)	(588)	(553)	(549)	(583)	
Other	(920)	920	-	-	-	
Net Change in Plan Fiduciary Net Position	(32,696)	9,632	63,707	27,691	(17,722)	
<b>Total Fiduciary Net Position</b>						
Beginning of the Year	535,836	526,203	462,497	434,806	452,528	
Net Increase (Decrease)	(32,696)	9,633	63,707	27,691	(17,722)	
Total Plan Fiduciary Net Position End of the Year	<u>\$ 503,140</u>	<u>\$ 535,836</u>	<u>\$ 526,204</u>	<u>\$ 462,497</u>	<u>\$ 434,806</u>	
<b>Plan's Net Position Liability (NPL)</b>	<u>\$ 16,949</u>	<u>\$ (53,077)</u>	<u>\$ (51,655)</u>	<u>\$ 5,512</u>	<u>\$ 36,120</u>	
<b>Plan Fiduciary Net Position as % of TPL</b>	<u>96.7%</u>	<u>111.0%</u>	<u>110.9%</u>	<u>98.8%</u>	<u>92.3%</u>	
<b>Covered Payroll</b>	106,678	99,587	109,119	102,525	105,030	
<b>Plan's NPL as % of Covered Payroll</b>	15.9%	-53.3%	-47.3%	5.4%	34.4%	



**METROPOLITAN ATLANTA RAPID TRANSIT AUTHORITY**  
**Supplemental Schedule of Changes in the Net Pension Liability and Related Ratios**  
**Year Ended June 30, 2016**  
(Dollars in Thousands)

<i>Plan Year Ending</i>	<u>UNION</u>				
	2010	2009	2008	2007	2006
<b>Total Pension Liability:</b>					
Service Cost	\$ 12,239	\$ 12,129	\$ 11,612	\$ 11,221	\$ 11,046
Interest	34,119	33,061	31,776	30,331	29,095
Change of Benefit Terms	-	-	-	664	652
Difference between Expected and Actual Experience	(5,486)	(2,862)	(954)	1,632	(2,696)
Change in Assumptions	-	-	-	-	3,594
Benefit Payments, including member contributions refunds	(28,739)	(26,885)	(23,771)	(25,166)	(24,569)
Administrative Expense	(541)	(518)	(510)	(485)	(549)
Net Change in Total Pension Liability	11,592	14,925	18,153	18,197	16,573
<b>Total Pension Liability</b>					
Beginning of the Year	457,062	442,137	423,984	405,787	389,212
Net Increase (Decrease)	11,592	14,925	18,153	18,198	16,574
Total Pension Liability End of the Year	<u>\$ 468,654</u>	<u>\$ 457,062</u>	<u>\$ 442,137</u>	<u>\$ 423,985</u>	<u>\$ 405,786</u>
<b>Plan Fiduciary Net Position:</b>					
Employee Contributions	\$ 2,669	\$ 2,847	\$ 2,843	\$ 2,667	\$ 2,583
Employer Contributions	11,360	5,392	5,429	4,903	4,757
Members Buybacks (portability, reemployment, transfers)	-	-	(126)	-	-
Net Investment Income (Loss)	55,248	72,988	(107,540)	36,183	41,434
Benefits Payments, including member contributions refunds	(28,739)	(26,885)	(23,771)	(25,166)	(24,569)
Administrative Expense	(541)	(518)	(510)	(485)	(549)
Other	-	-	-	-	-
Net Change in Plan Fiduciary Net Position	39,997	53,824	(123,675)	18,102	23,656
<b>Total Fiduciary Net Position</b>					
Beginning of the Year	412,531	358,707	482,383	464,280	440,624
Net Increase (Decrease)	39,996	53,824	(123,675)	18,103	23,656
Total Plan Fiduciary Net Position End of the Year	<u>\$ 452,527</u>	<u>\$ 412,531</u>	<u>\$ 358,708</u>	<u>\$ 482,383</u>	<u>\$ 464,280</u>
<b>Plan's Net Position Liability (NPL)</b>	<u>\$ 16,127</u>	<u>\$ 44,531</u>	<u>\$ 83,429</u>	<u>\$ (58,398)</u>	<u>\$ (58,494)</u>
<b>Plan Fiduciary Net Position as % of TPL</b>	<u>96.6%</u>	<u>90.3%</u>	<u>81.1%</u>	<u>113.8%</u>	<u>114.4%</u>
<b>Covered Payroll</b>	108,930	116,744	108,031	105,031	95,036
<b>Plan's NPL as % of Covered Payroll</b>	14.8%	38.1%	77.2%	-55.6%	-61.5%

**METROPOLITAN ATLANTA RAPID TRANSIT AUTHORITY**  
**Supplemental Schedule of Changes in the Net Pension Liability and Related Ratios**  
**Year Ended June 30, 2016**  
(Dollars in Thousands)

<i>Plan Year Ending</i>	<u>NON-REP</u>	<u>2015</u>	<u>2014</u>	<u>2013</u>	<u>2012</u>	<u>2011</u>
<b>Total Pension Liability:</b>						
Service Cost	\$	6,052	\$ 5,602	\$ 5,994	\$ 7,358	\$ 7,124
Interest		31,569	31,475	30,517	31,878	30,054
Change of Benefit Terms		-	-	-	(26,143)	-
Difference between Expected and Actual Experience		9,181	4,158	(1,032)	2,462	9,121
Change in Assumptions		-	15,914	10,648	11,228	5,540
Benefit Payments, including member contributions refunds		(34,383)	(34,023)	(31,084)	(27,986)	(27,527)
Administrative Expense		-	-	-	-	-
Net Change in Total Pension Liability		12,419	23,126	15,043	(1,213)	24,312
<b>Total Pension Liability</b>						
Beginning of the Year		468,375	445,249	430,206	431,419	407,108
Net Increase (Decrease)		12,419	23,126	15,043	(1,213)	24,312
Total Pension Liability End of the Year	\$	480,794	\$ 468,375	\$ 445,249	\$ 430,206	\$ 431,420
<b>Plan Fiduciary Net Position:</b>						
Employee Contributions	\$	2,818	\$ 2,902	\$ 3,389	\$ 3,416	\$ 3,366
Employer Contributions		20,114	20,623	21,619	24,036	21,825
Members Buybacks (portability, reemployment, transfers)		82	44	90	31	21
Net Investment Income (Loss)		(2,994)	19,772	66,798	33,194	3,999
Benefits Payments, including member contributions refunds		(34,383)	(34,023)	(31,084)	(27,986)	(27,527)
Administrative Expense		(245)	(227)	(351)	(1,315)	(1,192)
Other		(505)	525	341	415	242
Net Change in Plan Fiduciary Net Position		(15,113)	9,616	60,802	31,791	734
<b>Total Fiduciary Net Position</b>						
Beginning of the Year		372,190	362,573	301,771	269,981	269,246
Net Increase (Decrease)		(15,113)	9,617	60,801	31,790	735
Total Plan Fiduciary Net Position End of the Year	\$	357,077	\$ 372,190	\$ 362,572	\$ 301,771	\$ 269,981
<b>Plan's Net Position Liability (NPL)</b>						
Plan Fiduciary Net Position as % of TPL		\$ 123,717	\$ 96,185	\$ 82,677	\$ 128,435	\$ 161,439
Covered Payroll		74.3%	79.5%	81.4%	70.1%	62.6%
<b>Plan's NPL as % of Covered Payroll</b>						
Covered Payroll		42,301	45,099	45,668	49,338	58,225
Plan's NPL as % of Covered Payroll		292.5%	213.3%	181.0%	260.3%	277.3%

**METROPOLITAN ATLANTA RAPID TRANSIT AUTHORITY**  
**Supplemental Schedule of Changes in the Net Pension Liability and Related Ratios**  
**Year Ended June 30, 2016**  
(Dollars in Thousands)

	<u>NON-REP</u>					
	<u>Plan Year Ending</u>	<u>2010</u>	<u>2009</u>	<u>2008</u>	<u>2007</u>	<u>2006</u>
<b>Total Pension Liability:</b>						
Service Cost	\$ 7,043	\$ 7,978	\$ 7,680	\$ 6,519	\$ 6,122	
Interest	28,593	28,402	27,326	23,796	21,738	
Change of Benefit Terms	-	-	-	22,387	-	
Difference between Expected and Actual Experience	10,086	(9,539)	287	14,455	10,154	
Change in Assumptions	-	-	-	-	9,933	
Benefit Payments, including member contributions refunds	(25,174)	(21,618)	(20,879)	(21,600)	(20,233)	
Administrative Expense	-	-	-	-	-	
Net Change in Total Pension Liability	20,548	5,223	14,414	45,557	27,714	
<b>Total Pension Liability</b>						
Beginning of the Year	386,559	381,335	366,921	321,364	293,650	
Net Increase (Decrease)	20,548	5,225	14,414	45,557	27,714	
Total Pension Liability End of the Year	\$ 407,107	\$ 386,560	\$ 381,335	\$ 366,921	\$ 321,364	
<b>Plan Fiduciary Net Position:</b>						
Employee Contributions	\$ 20,543	\$ 17,324	\$ 18,851	\$ 17,610	\$ 55,831	
Employer Contributions	3,225	3,411	3,713	3,542	3,392	
Members Buybacks (portability, reemployment, transfers)	33	121	175	130	16	
Net Investment Income (Loss)	28,564	37,664	(58,648)	18,694	24,182	
Benefits Payments, including member contributions refunds	(25,174)	(21,618)	(20,879)	(21,600)	(20,233)	
Administrative Expense	(1,086)	(903)	(1,174)	(1,394)	(1,165)	
Other	136	172	419	100	46	
Net Change in Plan Fiduciary Net Position	26,241	36,171	(57,543)	17,082	62,069	
<b>Total Fiduciary Net Position</b>						
Beginning of the Year	243,005	206,834	264,377	247,295	185,227	
Net Increase (Decrease)	26,241	36,171	(57,543)	17,082	62,068	
Total Plan Fiduciary Net Position End of the Year	\$ 269,246	\$ 243,005	\$ 206,834	\$ 264,377	\$ 247,295	
<b>Plan's Net Position Liability (NPL)</b>	\$ 137,861	\$ 143,555	\$ 174,501	\$ 102,544	\$ 74,069	
<b>Plan Fiduciary Net Position as % of TPL</b>	66.1%	62.9%	54.2%	72.1%	77.0%	
<b>Covered Payroll</b>	58,140	58,614	67,012	66,300	62,163	
<b>Plan's NPL as % of Covered Payroll</b>	237.1%	244.9%	260.4%	154.7%	119.2%	

**METROPOLITAN ATLANTA RAPID TRANSIT AUTHORITY**  
**Supplemental Schedule of Employer Contributions**  
**For the Year Ended June 30, 2016**  
(Dollars in Thousands)

**UNION**

<i>Plan Year Ending</i>	2015	2014	2013	2012	2011
Contributions:					
Actuarially Determined Contribution	\$ 8,630	\$ 8,077	\$ 8,828	\$ 6,193	\$ 7,935
Actual Employer Contributions	8,630	8,077	8,839	6,218	6,941
Contribution Deficiency (Excess)	<u>\$ -</u>	<u>\$ -</u>	<u>\$ (11)</u>	<u>\$ (25)</u>	<u>\$ 994</u>
Covered Payroll	\$ 106,678	\$ 99,587	\$ 109,119	\$ 102,525	\$ 105,030
Net Change in Total Pension Liability	8.09%	8.11%	8.10%	6.06%	6.61%

**NON-REP**

<i>Plan Year Ending</i>	2015	2014	2013	2012	2011
Contributions:					
Actuarially Determined Contribution	\$ 20,338	\$ 16,205	\$ 21,087	\$ 24,806	\$ 21,892
Actual Employer Contributions	20,114	20,623	21,619	24,036	21,825
Contribution Deficiency (Excess)	<u>\$ 224</u>	<u>\$ (4,418)</u>	<u>\$ (532)</u>	<u>\$ 770</u>	<u>\$ 67</u>
Covered Payroll	\$ 42,301	\$ 45,099	\$ 45,668	\$ 49,338	\$ 58,225
Net Change in Total Pension Liability	47.55%	45.73%	47.34%	48.72%	37.48%

**METROPOLITAN ATLANTA RAPID TRANSIT AUTHORITY**  
**Supplemental Schedule of Employer Contributions**  
**For the Year Ended June 30, 2016**  
(Dollars in Thousands)

**UNION**

<i><b>Plan Year Ending</b></i>	<u><b>2010</b></u>	<u><b>2009</b></u>	<u><b>2008</b></u>
Contributions:			
Actuarially Determined Contribution	\$ 9,902	\$ 5,392	\$ 5,429
Actual Employer Contributions	11,360	5,392	5,429
Contribution Deficiency (Excess)	<u>\$ (1,458)</u>	<u>\$ -</u>	<u>\$ -</u>
Covered Payroll	\$ 108,930	\$ 116,744	\$ 108,031
Net Change in Total Pension Liability	10.43%	4.62%	5.03%

**NON-REP**

<i><b>Plan Year Ending</b></i>	<u><b>2010</b></u>	<u><b>2009</b></u>	<u><b>2008</b></u>
Contributions:			
Actuarially Determined Contribution	\$ 19,415	\$ 20,193	\$ 19,124
Actual Employer Contributions	20,543	17,324	18,851
Contribution Deficiency (Excess)	<u>\$ (1,128)</u>	<u>\$ 2,869</u>	<u>\$ 273</u>
Covered Payroll	\$ 58,140	\$ 58,614	\$ 67,012
Net Change in Total Pension Liability	35.33%	29.56%	28.13%

**METROPOLITAN ATLANTA RAPID TRANSIT AUTHORITY**  
**Supplemental Schedule of Revenues and Expenses –**  
**Budget vs. Actual (Budget Basis)**  
**For the Year Ended June 30, 2016**  
(Dollars in Thousands)

	<u>Budget</u>	Actual <u>(Budget Basis)</u>	Variance Favorable/ <u>(Unfavorable)</u>
<b>Operating Revenues:</b>			
Fare Revenues	\$ 148,481	\$ 141,360	\$ (7,121)
Other Revenues	5,278	11,052	5,774
Total Operating Revenues	<u>153,759</u>	<u>152,412</u>	<u>(1,347)</u>
<b>Operating Expenses:</b>			
Transportation	190,765	206,252	(15,487)
Maintenance and Garage Operations	157,673	143,576	14,097
General and Administrative	91,147	83,271	7,876
Total Operating Expenses	<u>439,585</u>	<u>433,099</u>	<u>6,486</u>
<b>Operating Loss</b>	<b>(285,826)</b>	<b>(280,687)</b>	<b>5,139</b>
<b>Nonoperating Revenues:</b>			
Sales and Use Tax	434,872	409,718	(25,154)
Federal Operating Revenues	68,500	76,289	7,789
Investment Income	249	1,568	1,319
Other Revenues	27,716	42,396	14,680
	<u>531,337</u>	<u>529,971</u>	<u>(1,366)</u>
<b>Increase in Net Assets - Budget Basis</b>	<b>\$ 27,716</b>	<b>249,284</b>	<b>\$ 14,680</b>
<b>Basis Differences</b>			
Depreciation		(242,536)	
Gain on Sales of Property and Equipment		182	
Interest Expense		(83,356)	
Interest Expense Capitalized		179	
Amortization of Financing Related Charges and Income from Derivative Activity		5,318	
Other - Nonoperating Expense		(38,572)	
Capital Grants		32,431	
Net Capital Lease Transaction Activity		32,057	
Gain on Investment Derivatives		(390)	
Decrease in Net Assets - GAAP Basis		<u>\$ (45,403)</u>	

See notes to the supplemental schedule.

**METROPOLITAN ATLANTA RAPID TRANSIT AUTHORITY**

**Notes to the Supplemental Schedule**

**Year Ended June 30, 2016**

(Dollars in Thousands)

**1. BUDGETARY HIGHLIGHTS**

MARTA adopts its Operating and Capital Budget in June of each year. Once adopted, total budgeted revenues and/or expenses cannot change. The fiscal year 2016 net operating expenses were \$433,099 which excludes depreciation. This was \$6,486 (1.5%) less than the fiscal year 2016 budget, which was \$14,443 (3.4%) less than the previous year's budget. MARTA continued a number of cost containment measures in fiscal year 2016 by focusing on increasing productivity and efficiencies while reducing cost. Operating revenue performed unfavorable to the budget, ending the year \$1,347 (0.88%) less than budget, primarily due to reduction in Fare revenues. Nonoperating revenues were \$1,366 (0.26%) less than budget. The largest variance was for Sales and Use Tax ; MARTA received \$25,154 less than budgeted.

